Product Catalog

PRICE
$15.00

Hydraulic
GATES
WEATHERHEAD
SYNFLEX

Adapters & Orings

Ag Parts

Industrial Hose & Fittings

Brass Fittings

Quick Disconnects

Air Conditioning

Black Iron Pipe

Tubing

Pneumatics

Battery Cable & Terminals

Accessories
ELECRICAL WIRE & TERMINALS
GAUGES, VALVES, CLAMPS, CABLE TIES

Equipment

TABLE OF CONTENTS

Hydraulic Hose & Fittings

ITEM	PAGE #
Extreme High Pressure	
G6K Spiral Wire Hose SAE 100R15	7
C13(G5K) (EFG5K) Spiral Wire Hydraulic Hose SAE 100R13	8
Very High Pressure	
C12M (G4K) (EFG4K) Spiral Wire Hose SAE 100R12	9
G3K Hose SAE 100R12	9
GS4 4-Spiral Wire Hose SAE 100R12	10
High Pressure	
C2AT(G2) 2-Wire Braid Hose SAE 100R2 Type AT	11
M2T® Megaflex® 2-Wire Braid Hose SAE 100R16	11
G2XH G2AT-HMP Multi- Purpose 2-Wire Braid Hose SAE 100R2	12
Global M4K + Mega4000® Hose	12
M3K Mega3000® Hose SAE 100R17	13
Medium Pressure	
C1T(G1) 1-Wire Braid Hose SAE 100R1 Type AT	13
G3H (C3H) 2-Fiber Braid Hose SAE 100R3	14
C6 1-Fiber Braid Hose SAE 100R6	14
Medium Pressure	
C5C SAE 100R5 Hydraulic Hose	15
C5D High Temp Multifluid Medium Pressure Hose	16
LP Gas Hose	16
C5M Fuel Line Hose	16
C5E Type AI Engine Hose	17
Low Pressure - 100R4, 3-Fiber Braid Return Line	
Global MegaVac® Return Line And Suction Hose	17
SAE 100R4 Return and Suction Hose	18
3-Fiber Braid Return Hose	18
RLA 1-Fiber Braid Return Line and Low Pressure General Purpose Hose	19
LOC 1-Fiber Braid Lock-On Hose	19
1-Fiber Braid Low Pressure Hose LOL Plus	20
Fuel Line Hose 25' Spools	20

*** For Hose Identification see page 501**

Hydraulic Hose & Fittings Table of Contents (Continued)

ITEM	PAGE #
Spring Guards	
Spring Guards	21
Plated Flat Armor Spring Guard Selection Chart	21
Hose Guards	
Plastic Protective Coil Sleeves	22
Nylon Protective Sleeve	22
Gates Global Spiral (GS) Couplings (For C12, C13, G6K and DIN rated spiral wire hydraulic hose)	
Ferrules For 2-Spiral Hose	24
Ferrules For 4-Spiral Hose	24
Ferrules For 6-Spiral Hose	24
Male Pipe NPTF Solid	24
O-Ring Boss Solid Male	25
Male JIC 37° Flare	25
Female JIC 37° Flare Swivel Straight	25
Female JIC 37° Flare Swivel 30° Bent Tube	26
Female JIC 37° Flare Swivel 45° Bent Tube	26
Female JIC 37° Flare Swivel 90° Bent Tube	26
Female MegaSeal Swivel – Straight	27
Female MegaSeal Swivel 45° Bent Tube	27
Female MegaSeal Swivel 90° Bent Tube	27
Code 61 O-Ring Flange Straight	27
O-Ring Flange 22½° Bent Tube Code 61	28
O-Ring Flange 30° Bent Tube Code 61	28
O-Ring Flange 45° Bent Tube Code 61	28
O-Ring Flange 60° Bent Tube Code 61	28
O-Ring Flange 67½° Bent Tube Code 61	29
O-Ring Flange 90° Bent Tube Code 61	29
O-Ring Flange 110° Bent Tube Code 61	29
O-Ring Flange Heavy – Straight Code 62	30
O-Ring Flange 22½° Bent Tube Code 62	30
O-Ring Flange 30° Bent Tube Code 62	30
O-Ring Flange 45° Bent Tube Code 62	30
O-Ring Flange 60° Bent Tube Code 62	31
O-Ring Flange 67° Bent Tube Code 62	31
O-Ring Flange 90° Bent Tube Code 62	31
O-Ring Flange Straight Caterpillar Style	31
O-Ring Flange 22½° Bent Tube Caterpillar Style	32
O-Ring Flange 30° Bent Tube Caterpillar Style	32
O-Ring Flange 45° Bent Tube Caterpillar Style	32
O-Ring Flange 60° Bent Tube Caterpillar Style	32
O-Ring Flange 67½° Bent Tube Caterpillar Style	32
O-Ring Flange 90° Bent Tube Caterpillar Style	33
Hose Length – Extender Straight	33
Hose Length – Extender 90° Bent Tube	33
Press-Lok™ Straight	33
Male O-Ring Face Seal Solid Male	34
Female Flat Face Swivel – Straight	34
Female Flat Face Swivel 45° Bent Tube	34
Female Flat Face Swivel 90° Bent Tube	35
Female Flat Face Swivel 135° Bent Tube	35
Female Komatsu Swivel Straight	35
Female Japanese Industrial Standard 30° Flare Swivel	35
Male Kobelco Fitting	36
Male Parallel Pipe British Standard	36
Parallel Pipe – Female O-Ring Swivel British Standard	36
Parallel Pipe – Female O-Ring Swivel 45° Bent Tube British Standard	36
Parallel Pipe – Female O-Ring Swivel 90° Bent Tube British Standard	36

Hydraulic Hose & Fittings Table of Contents (Continued)

ITEM	PAGE #
Female DIN 24° Cone Swivel Light Series With O-Ring Straight	37
Female DIN 24° Cone Swivel Light Series With O-Ring 90° Bent Tube	37
Male DIN 24° Cone Heavy Series Straight	37
Female DIN 24° Cone Swivel With O-Ring Heavy Series Straight	37
Female DIN 24° Cone Swivel With O-Ring 45° Bent Tube Heavy Series	38
Female DIN 24° Cone Swivel With O-Ring 90° Bent Tube Heavy Series	38
PCM Couplings	
NPTF Solid Male	39
Male JIC 37° Flare	39
Female JIC 37° Flare Swivel	39
Female JIC 37° Flare Swivel 90° Bent Tube	40
Female MegaSeal Swivel	40
Hose Length Extender	40
Hose Length Extender 90°	40
O-Ring Flange Straight Code 61 and Code 62 – SAE J518	41
O-Ring Flange 22½° Code 62 – SAE J518	41
O-Ring Flange 30° Code 61 and Code 62 – SAE J518	41
O-Ring Flange 45° Code 61 and Code 62 – SAE J518	42
O-Ring Flange 60° Code 61 and Code 62 – SAE J518	42
O-Ring Flange 90° Code 61 and Code 62 – SAE J518	42
O-Ring Flange Straight Code 62 – SAE J518 Caterpillar Style	43
O-Ring Flange 22½° Code 62 – SAE J518 Caterpillar Style	43
O-Ring Flange 30° Code 62 – SAE J518 Caterpillar Style	43
O-Ring Flange 45° Code 62 – SAE J518 Caterpillar Style	44
O-Ring Flange 60° Code 62 – SAE J518 Caterpillar Style	44
O-Ring Flange 90° Code 62 – SAE J518 Caterpillar Style	44
Female Flat-Face O-Ring Swivel	45
Female Flat-Face O-Ring Swivel 90°	45
Female DIN Swivel Straight Heavy Series	46
Male DIN Heavy Series	46
Gates PCS Couplings and Ferrules for C12M, GS4, G4K, and G3K Hose	
PCS Skive Ferrules	47
PCS No-Skive Ferrules	47
NPTF Solid Male	47
Male JIC 37° Flare	47
O-Ring Boss Solid Male	48
Female JIC 37° Flare Swivel	48
Female JIC 37° Flare Swivel 45° Bent Tube	48
Female JIC 37° Flare Swivel 90° Bent Tube	48
Female MegaSeal Swivel	49
O-Ring Flange Straight Code 61 - SAE J518	49
O-Ring Flange 22½° Code 61 - SAE J518	49
O-Ring Flange 30° Code 61 - SAE J518	50
O-Ring Flange 45° Code 61 - SAE J518	50
O-Ring Flange 60° Code 61 - SAE J518	50
O-Ring Flange 67½° Code 61 - SAE J518	50
O-Ring Flange 90° Code 61 - SAE J518	51
O-Ring Flange 110° Code 61 - SAE J518	51
O-Ring Flange 120° Code 61 - SAE J518	51
O-Ring Flange 125° Code 61 - SAE J518	51
O-Ring Flange Straight Code 61 - SAE J518	52
O-Ring Flange 45° Code 61 - SAE J518	52
O-Ring Flange 90° Code 61 - SAE J518	52
Female Flat-Face O-Ring Swivel Straight	52
Female Flat-Face O-Ring Swivel 45° Bent Tube	53
Female Flat-Face O-Ring Swivel 90° Bent Tube	53
Male Flat-Face O-Ring	53

Hydraulic Hose & Fittings Table of Contents (Continued)

ITEM	PAGE #
Female Komatsu Swivel Straight	53
Male BSPP Straight	54
Female BSPP Swivel Straight	54
Male DIN – Heavy Series	54
Female DIN Swivel Straight Heavy Series 12° Inverted Cone With O-Ring	54
Female DIN Swivel Heavy Series 90° Bent Tube	54
MegaCrimp™ G25-Series Couplings	
Male Pipe NPTF 30° Cone Seat	55
Male Pipe Long Nose	55
Male Pipe Swivel NPTF Without 30° Cone Seat	55
Male Pipe Swivel 90° Block NPTF Without 30° Cone Seat	56
Female Pipe NPTF Without 30° Cone Seat	56
Female Pipe Swivel NPSM 30° Cone Seat	56
Male O-Ring Boss	57
Male O-Ring Boss Swivel	57
Male O-Ring Boss Swivel 45° Block	57
Male O-Ring Boss Swivel 90° Block	58
Male JIC 37° Flare	58
Female JIC 37° Flare Swivel	59
Female JIC 37° Flare Swivel 30° Bent Tube	59
Female JIC 37° Flare Swivel 45° Bent Tube	60
Female JIC 37° Flare Swivel 90° Bent Tube	61
Male SAE 45° Flare	62
Female SAE 45° Flare Swivel	62
Female SAE 45° Flare Swivel 45° Bent Tube	62
Female SAE 45° Flare Swivel 90° Bent Tube	62
Male Flat-Face O-Ring SAE J1453	63
Female Flat Face O-Ring Swivel	63
Female Flat Face O-Ring Swivel 45° Bent Tube	64
Female Flat Face O-Ring Swivel 90° Bent Tube	65
O Ring Flange Code 61	66
O-Ring Flange 22½° Bent Tube Code 61	66
O-Ring Flange 30° Bent Tube Code 61	66
O-Ring Flange 45° Bent Tube Code 61	66
O-Ring Flange 60° Bent Tube Code 61	67
O-Ring Flange 90° Bent Tube Code 61	67
SAE Male Inverted Swivel	67
SAE Male Inverted Swivel 45° Bent Tube	67
SAE Male Inverted Swivel 90° Bent Tube	68
SAE Male Flareless Assembly	68
North American Stand Pipe	68
Female Air Brake Swivel	68
Female Flareless Sleeve	69
Female Flareless Nut	69
Female Grease	69
Pressure Washer Swivel	69
Male DIN 24° Cone Light Series	70
Female DIN 24° Cone Swivel Light Series With O-Ring	70
Female DIN 24° Cone Swivel Light Series With O-Ring 45° Bent Tube	70
Female DIN 24° Cone Swivel Light Series With O-Ring 90° Bent Tube	71
Male DIN 24° Cone Heavy Series	71
Female DIN 24° Cone Swivel Heavy Series With O-Ring	71
Female DIN 24° Cone Swivel Heavy Series With O-Ring 45° Bent Tube	72
Female DIN 24° Cone Swivel Heavy Series With O-Ring 90° Bent Tube	72
Male British Standard Parallel Pipe	72
Metric Light Stand Pipe	73
Metric Bite Sleeve	73
Metric Bite Nut	74

Hydraulic Hose & Fittings Table of Contents (Continued)

ITEM	PAGE #
Male British Standard Pipe Tapered/Japanese Tapered Thread	74
Female British Standard Parallel Pipe O-Ring Swivel	74
Female British Standard Parallel Pipe O-Ring Swivel 45° Bent Tube	75
Female British Standard Parallel Pipe O-Ring Swivel 90° Bent Tube	75
Female British Standard Parallel O-Ring Swivel 90° Block	75
Female British Flat-Face Swivel	75
Female Komatsu Style Japanese Metric Swivel	76
Female Komatsu Style Japanese Metric Swivel 45° Bent Tube	76
Female Komatsu Style Japanese Metric Swivel 90° Bent Tube	76
Female Japanese Industrial Standard Swivel	76
Male O-Ring Adapterless Swivel	77
Male O-Ring Adapterless Swivel 45° Bent Tube	77
Male O-Ring Adapterless Swivel 90° Bent Tube	77
Low Presure - 100R4 Couplings	
Coupling Stems for use only with C4 Hose and C4 Ferrules	
NPTF Solid Male	78
NPTF Swivel Male	78
Female JIC 37° Flare Swivel	78
O-Ring Flange Straight Code 61 – SAE J518	78
O-Ring Flange 90° Code 61 – SAE J518	78
Ferrules for C4 Hose	78
Reusable Couplings for SAE 100R2 Type AT, Thin Cover Non-Skive Type	
NPTF Solid Male	79
NPTF Swivel Male	79
JIC Solid Male	80
Female JIC 37° Flare Swivel	80
Female JIC 37° Flare Swivel 45° Bent Tube	80
Female JIC 37° Flare Swivel 90° Bent Tube	81
Female JIC 37° Flare Swivel 90° Bent Tube Long Drop	81
Reusable Couplings for SAE 100R1 Type T, Thin Cover Non-Skive Type	
NPTF Solid Male With 30° Cone Seat	81
NPTF Swivel Male Without 30° Cone Seat	82
JIC Solid Male 37° Flare	82
Female JIC 37° Flare Swivel	82
Female JIC 37° Flare Swivel 90° Bent Tube	82
Reusable Couplings for C5E Hose	
NPTF Solid Male Pipe With 30° Cone Seat	83
Male SAE 45° Flare	83
Male JIC 37° Flare	83
Male SAE 45° Flare Inverted Swivel Straight	83
Male SAE 45° Flare Inverted Swivel 45° Bent Tube	84
Male SAE 45° Flare Inverted Swivel 90° Bent Tube	84
Female SAE 45° Flare Swivel	84
Female JIC 37° Flare Swivel	84
Female JIC Swivel 37° Flare 45° Bent Tube	85
Female JIC Swivel 37° Flare 90° Bent Tube	85
Female JIC Swivel 37° Flare 90° Bent Tube Long Drop	85
Flareless Tube Rigid With Nut And Sleeve	85
NPTF Solid Male	86
Male SAE – 45° Flare Inverted Swivel Straight	86
Male SAE 45° Flare Inverted Swivel 45° Bent Tube	86
Male SAE 37° Flare Inverted Swivel 90° Bent Tube	86
Female SAE 45° Flare Swivel	87
Female JIC 37° Flare Swivel	87
Dual Seat Female JIC 37° Flare SAE 45° Flare Swivel	87

Hydraulic Hose & Fittings Table of Contents (Continued)

ITEM	PAGE #
Female JIC 37° Flare Swivel 90° Bent Tube	87
Female SAE 45° Flare Swivel 90° Bent Tube	87
Low Pressure - Fuel Line Couplings (Brass Lock-On)	
NPTF Solid Male	88
NPTF Solid Male 90°	88
Male SAE 45° Flare	89
Inverted Male Swivel	89
Female NPTF Swivel	89
Female SAE 45° Flare Swivel	89
Female JIC 37° Flare Swivel	90
Inverted Female Rigid	90
Straight Tube Rigid	90
Hose Mender	90

*** For Thread Identification see pages 485-500**

Hydraulic Hose

G6K
Spiral Wire Hose
SAE 100R15

TUBE: Black, oil resistant, synthetic rubber (Neoprene).
REINFORCEMENT: Four alternating layers of spiraled, high-tensile steel wire and fabric. (Six for 1 ¼" hose)
COVER: Black, oil resistant, synthetic rubber (Neoprene).
Dual gold stripe layline.
TEMPERATURE RANGE: -40°C to +121°C (-40°F to +250°F).
RECOMMENDED FOR: Extremely high pressure, high impulse applications such as hydrostatic transmissions. G6K is designed to meet all requirements of SAE 100R15 specifications.
COUPLINGS: GS (except -24) page 23
PCM (-24 only) pages 39

FEATURES:
- 6,000 psi WP
- No internal skiving required
- Gold layline for easy identification

BENEFITS:
- Exceeds SAE 100R13 impulse test/WP
- Reduce inventory – one hose for 5,000 and 6,000 psi service
- Reduce chance of hydraulic system contamination and failure
- Time savings
- Equipment cost savings
- Easy to assemble with 3000B or OMNI machine

MARKETS:
- Logging
- Construction/Mining equipment
- Agricultural equipment
- Oil field equipment

APPLICATION:
- Harvesting equipment
- Logging equipment
- Injection mold machine
- Mobile construction equipment
- Hydrostatic drive

SPECIFICATIONS

PRODUCT I.D.		HOSE I.D. (IN.)	HOSE O.D. (IN.)	WORKING PRESSURE (PSI)	MIN. BURST PRESSURE (PSI)	MIN. BEND RADIUS (IN.)	WT. PER 100 FT. (LBS)	BOX QUANTITY
–	FERRULE							
6G6K	6GS1F-4	⅜	0.80	6,000	24,000	5.0	48	100
8G6K	8GS1F-4	½	0.94	6,000	24,000	7.0	59	100
12G6K	12GS1F-4	¾	1.24	6,000	24,000	9.5	98	100
16G6K	16GS1F-4	1	1.53	6,000	24,000	12.0	151	100
20G6K	20GS1F-6	1 ¼	1.97	6,000	24,000	16.5	271	50

Abrasion resistant covers available.
*Hose identification chart page 501.

C13(G5K) (EFG5K) Spiral Wire Hydraulic Hose SAE 100R13

TUBE: Black, oil resistant, synthetic rubber (Neoprene).

REINFORCEMENT: Four layers of alternating spiraled high-tensile steel wire over a layer of fabric on -10, -12 and -16 sizes – six layers of alternated spiraled, high-tensile steel wire over a layer of fabric on -20, -24, and -32 sizes.

COVER: Black, oil resistant, synthetic rubber (Neoprene). Red stripe.

TEMPERATURE RANGE: -40°C to +121°C (-40°F to +250°F).

RECOMMENDED FOR: Extremely high pressure hydraulic applications. G5K is designed to meet all requirements of SAE 100R13 specifications.

COUPLINGS: GS -10 thru -20 (no skiving) page 23
PCM -24 and -32 (skiving required) page 39

FEATURES:
- 5,000 psi WP in all sizes
- +250°F temperature capability
- No internal skiving required
- USCG approved
- Meets US MSHA 2G flame resistance acceptance designation
- Red layline for easy identification

BENEFITS:
- Use for all 5,000 psi requirements 3⁄16" – 2"
- Full performance at high temperatures for longer hose life
- Quick, custom-made field assemblies
- Approved for marine applications
- For Biodegradable Hydraulic Fluids

MARKETS:
- Timber harvesting
- Construction/Mining equipment
- Agricultural equipment
- Industrial
- Marine
- Oil field equipment

APPLICATION:
- Combine
- Farm tractor
- Logging equipment
- Injection molding machine
- Mobile construction equipment
- Hydrostatic drive

SPECIFICATIONS

PRODUCT I.D.		HOSE I.D. (IN.)	HOSE O.D. (IN.)	WORKING PRESSURE (PSI)	MIN. BURST PRESSURE (PSI)	MIN. BEND RADIUS (IN.)	WT. PER 100 FT. (LBS)	BOX QUANTITY
	FERRULE							
6EFG5K	6GS1F-4	3⁄8	.80	5,000	20,000	5.0	53	100
8EFG5K	8GS1F-4	1⁄2	.94	5,000	20,000	7.0	63	100
10EFG5K	10GS1F-4	5⁄8	1.11	5,000	20,000	8.0	73	100
12EFG5K	12GS1F-4	3⁄4	1.26	5,000	20,000	9.5	99	100
16EFG5K	16GS1F-4	1	1.53	5,000	20,000	12.0	151	100
20EFG5K	20GS1F-6	1 1⁄4	1.97	5,000	20,000	16.5	271	50
24EFG5K	24PCM-2F	1 1⁄2	2.26	5,000	20,000	20.0	319	50
32EFG5K	32PCM-2F	2	2.81	5,000	20,000	25.0	471	50

SIMILAR TO:
Aeroquip - FC273
Dayco - NH
Goodyear - 9130
Imperial - N6
Parker - 741/761/78C
Cat - XTC6

Abrasion resistant covers available.

C12M (G4K) (EFG4K) Spiral Wire Hose SAE 100R12

TUBE: Black, oil resistant, synthetic rubber (Nitrile-Type C).
REINFORCEMENT: Four layers of alternating high tensile steel wire.
COVER: Black, oil resistant, synthetic rubber (Neoprene).
TEMPERATURE RANGE: -40°C to +121°C (-40°F to +250°F).
RECOMMENDED FOR: Extremely high pressure hydraulic applications. C12 (G4K) hose provides excellent impulse life; all sizes have surpassed 1,000,000 impulse cycles when tested at 121°C at the minimum bend radius specified by SAE 100R12 and at 133% of rated working pressure.
COUPLINGS: GS page 23
PCM for -24 and -32 page 39

FEATURES:
- Extremely flexible, surpasses 1,000,000 impulse cycles when tested with PCS series couplings at 250°F
- No internal skiving required when used with PCS couplings in -6 through -32
- Meets US MSHA 2G flame resistance acceptance designation
- USCF approved -12 through -32
- White layline for easy identification
- Sizes -12, -16, and -20 are one-half the bend radius of SAE for more flexibility

BENEFITS:
- Easy routing
- Use less hose
- Extended hose life
- Lower maintenance and replacement costs
- Approved for marine applications
- For Biodegradable Hydraulic Fluids

MARKETS:
- Construction/Mining equipment
- Agricultural equipment
- Marine
- In-plant equipment

APPLICATION:
- Combine
- Farm tractor
- Logging equipment
- Mobile construction equipment
- Earth moving equipment
- Oil field equipment
- Injection molding equipment
- Stationary presses and cutting machines

SPECIFICATIONS

PRODUCT I.D. #	PRODUCT I.D. NO-SKIVE FERRULE	PRODUCT I.D. AUTOMOTIVE REF. #	HOSE I.D. (IN.)	HOSE O.D. (IN.)	WORKING PRESSURE (PSI)	MIN. BURST PRESSURE (PSI)	MIN. BEND RADIUS (IN.)	WT. PER 100 FT. (LBS)	BOX QUANTITY
6EFG4K	6GS1F-4	70811	⅜	0.80	4,000	16,000	5.0	48	100
8EFG4K	8GS1F-4	70863	½	0.94	4,000	16,000	7.0	58	100
10EFG4K	10GS1F-4	70813	⅝	1.09	4,000	16,000	4.0	65	100
12EFG4K	12GS1F-4	70831	¾	1.21	4,000	16,000	4.8	92	100
16EFG4K	16GS1F-4	70832	1	1.50	4,000	16,000	6.0	127	100
20C12	20GS1F-4	70537	1 ¼	1.85	4,000	16,000	8.3	178	50
24C12	24PCS-1F	70365	1 ½	2.11	2,500	10,000	20.0	191	50
32C12	32PCS-1F	70366	2	2.63	2,500	10,000	25.0	277	50

SIMILAR TO: Parker - 77C

Abrasion resistant covers available.

G3K Hose SAE 100R12

TUBE: Black, oil resistant, synthetic rubber (Neoprene).
REINFORCEMENT: Four alternating layers of spiraled, high-tensile steel wire and fabric.
COVER: Black, oil resistant, synthetic rubber (Neoprene).
TEMPERATURE RANGE: -40°C to +121°C (-40°F to +250°F). SAE 100R12.
RECOMMENDED FOR: G3K is designed to meet all requirements of SAE 100R12 specifications.
COUPLINGS:
PCS Couplings -24 and -32 page 47

SPECIFICATIONS

PRODUCT I.D. #	PRODUCT I.D. NO-SKIVE FERRULE	HOSE I.D. (IN.)	HOSE O.D. (IN.)	WORKING PRESSURE (PSI)	MIN. BURST PRESSURE (PSI)	MIN. BEND RADIUS (IN.)	WT. PER 100 FT. (LBS)	BULK LENGTH (FT.)
24G3K	24PCS-1F	1 ½	2.11	3,000	12,000	2.0	26.8	50
32G3K	32PCS-1F-G3K	2	2.63	3,000	12,000	2.5	33.6	50

Cannot use 32PCS-1F on 32G3K must use 32PCS-1F-G3K ferrule.

FEATURES:
- -24 and -32 hose in 3,000 psi working pressure

BENEFITS:
- Use less expensive hose for 3,000 psi pressure requirements

APPLICATION:
- Water emulsions
- Water
- Glycol solutions

GS4 4-Spiral Wire Hose SAE 100R12

TUBE: Black, oil-resistant synthetic rubber (Neoprene).
REINFORCEMENT: Four alternating layers of high-tensile steel wire.
COVER: Gray, oil resistant, synthetic rubber (Neoprene).
TEMPERATURE RANGE: -40°C to +121°C (-40°F to +250°F).
RECOMMENDED FOR: Very high pressure oil line. SAE100R12
COUPLINGS: PCS page 47.

FEATURES:
- USCG Approved

MARKETS:
- Construction Mining equipment
- Agricultural equipment
- Marine

APPLICATION:
- Combine
- Farm tractor
- Logging equipment
- Mobile construction equipment
- Earth moving equipment

BENEFITS:
- Covers a wide variety of pressure requirements up to 4,000 psi
- Approved for marine applications
- Can be used with CAT reusable or permanent crimp fittings

SIMILAR TO:
Parker - 77C
Cat - XT4

SPECIFICATIONS

PRODUCT I.D.			HOSE I.D. (IN.)	HOSE O.D. (IN.)	WORKING PRESSURE (PSI)	MIN. BURST PRESSURE (PSI)	MIN. BEND RADIUS (IN.)	WT. PER 100 FT. (LBS)
#	FERRULE	AUTOMOTIVE REF. #						
8GS4	8PCS-1F	70318	½	0.92	4,000	16,000	7.0	58
12GS4	12PCS2F	70328	¾	1.21	4,000	16,000	9.5	87
16GS4	16PCS2F	70321	1	1.50	4,000	16,000	1.2	140
20GS4	20PCS2F	70322	1 ¼	1.85	3,000	12,000	16.5	184
24GS4	24PCS2F	70323	1 ½	2.11	2,500	10,000	2.0	210
32GS4	32PCS2F	70324	2	2.63	2,500	10,000	2.5	281

* 50' packaging available

C2AT G2 2-Wire Braid Hose SAE 100R2 Type AT

TUBE: Black, oil-resistant synthetic rubber (Nitrile).
REINFORCEMENT: Two braids of high-steel wire.
COVER: Black, oil and abrasion resistant thin synthetic rubber.
TEMPERATURE RANGE: -40°C to +100°C (-40°F to +212°F).
RECOMMENDED FOR: High pressure hydraulic oil lines.
Meets or exceeds the requirements of SAE 100R2AT.
COUPLINGS: Megacrimp page 55 or reusable page 79.

SPECIFICATIONS

PRODUCT I.D. #	PRODUCT I.D. AUTOMOTIVE REFERENCE #	HOSE I.D. (IN.)	HOSE O.D. (IN.)	WORKING PRESSURE (PSI)	MIN. BURST PRESSURE (PSI)	MIN. BEND RADIUS (IN.)	WT. PER 100 FT. (LBS)	REE/BOXL QUANTITY
3G2	70233	3/16	0.52	6,000	24,000	3.5	20	425
4G2	70234	¼	0.58	5,800	23,200	4.0	23	550
6G2	70235	⅜	0.73	4,800	19,200	5.0	35	400
8G2	70236	½	0.86	4.000	16,000	7.0	42	330
10G2	70237	⅝	0.98	3,625	14,500	8.0	50	220
12G2	70238	¾	1.14	3,100	12,400	9.5	60	220
16G2	70239	1	1.48	2,400	9,600	12.0	89	165
20G2	70240	1 ¼	1.87	1,825	7,300	16.0	140	100
24G2H	70319	1 ½	2.15	1,250	5,000	20.0	149	100
32G2H	70320	2	2.65	1,125	4,500	25.0	199	100

FEATURES:
- 1,625 to 5,000 psi WP
- Sizes: 3/16" – 1 ¼" ID
- Wide variety of megacrimp coupling sizes and styles
- USCG approved
- Available on UPS shipping reels in sizes 4-12. Order "UPS/catalog description"

SIMILAR TO:
- Aeroquip - 2793
- Couplamatic - 50B8 & 5008
- Dayco - BX
- Goodyear - 9025
- Imperial - J4
- Parker - 301
- Weatherhead H425

BENEFITS:
- Reduce inventory/versatile hose covers a wide variety of applications
- Freight savings

MARKETS:
- Mobile equipment

APPLICATION:
- Farm Tractor
- Dump Truck
- In-plant hydraulic equipment
- Mobile equipment

M2T® Megaflex® 2-Wire Braid Hose SAE100R16

TUBE: Black, oil resistant, synthetic rubber (Nitrile).
REINFORCEMENT: Two braids, of high tensile steel wire.
COVER: Black, oil, abrasion and weather resistant, synthetic rubber (Modified Nitrile). Dual green stripe layline.
TEMPERATURE RANGE: -40°C to +100°C (-40°F to +212°F).
RECOMMENDED FOR: High pressure hydraulic oil lines. Exceeds SAE 100R2 performance requirements because M2T hose has smaller exterior dimensions and significantly tighter bend radius.
COUPLINGS: Megacrimp page 55.

SPECIFICATIONS

PRODUCT I.D. #	PRODUCT I.D. AUTOMOTIVE REFERENCE #	HOSE I.D. (IN.)	HOSE O.D. (IN.)	WORKING PRESSURE (PSI)	MIN. BURST PRESSURE (PSI)	MIN. BEND RADIUS (IN.)	WT. PER 100 FT. (LBS)	REEL QUANTITY
4M2T	70375	¼	0.54	5,000	20,000	2.00	25	550
6M2T	70381	⅜	0.69	4,000	16,000	2.50	32	385
8M2T	70382	½	0.81	3,500	14,000	3.50	37	330
10M2T	70383	⅝	0.95	2,750	11,000	4.00	45	220
12M2T	70384	¾	1.10	2,250	9,000	4.75	56	220
16M2T	70385	1	1.38	2,000	8,000	6.00	75	165

Abrasion resistant covers available

FEATURES:
- Extremely flexible: Can be bent twice as tightly as SAE rated hose
- Smaller OD
- Meets SAE lOOR2 WP
- Light weight
- Available on UPS shipping reels

SIMILAR TO:
- Weatherhead H245

BENEFITS:
- Use less hose
- Easy routing
- Freight savings

MARKETS:
- Material handling equipment
- Agricultural equipment

APPLICATION:
- Backhoe
- Forklift truck
- Farm Tractor
- Dump Truck
- In-plant hydraulic equipment
- Mobile equipment

G2XH G2AT-HMP Multi-Purpose 2-Wire Braid Hose SAE 100R2

FEATURES:
- Exceeds SAE l00R2 W.P.
- 300°F temperature capability
- Compatible with petroleum base or phosphate ester fluids
- USCG approved (except -4)
- Meet US MSHA 2G flame resistance acceptance designation

BENEFITS:
- Use two wire hose on higher W.P. systems instead of more expensive hose
- Safe and efficient for systems which use more than one type of fluid
- Economical/one hose for many applications:

MARKETS:
- Steel mills
- Metal production
- Marine industry

APPLICATION:
- High temperature and flame resistant requirements

TUBE: Black. Specifically compounded for temperature and chemical resistance (CPE).

REINFORCEMENT: Two braids of high tensile steel wire.

COVER: Black, oil and abrasion resistant, synthetic rubber (Neoprene).

TEMPERATURE RANGE: Petroleum-base fluids -40°C to +149°C (-40°F to +300°F). Phosphate ester fluids as recommended by the fluid manufacturer, but within a range of -40°F to -40°C to +100°C (+212°F).

RECOMMENDED FOR: High pressure hydraulic applications where pressure or temperature requirements exceed SAE 100R2, or where resistance to either petroleum-base or phosphate ester fluids is required. Meets or exceeds requirements of SAE 100R2 type AT.

COUPLINGS: Megacrimp page 55.

SIMILAR TO:
Aeroquip - FC195AQP
Parker - 381
Stratoflex - 3212

SPECIFICATIONS

PRODUCT I.D. #	PRODUCT I.D. AUTOMOTIVE REFERENCE #	HOSE I.D. (IN.)	HOSE O.D. (IN.)	MINIMUM WORKING PRESSURE (PSI)	MIN. BURST PRESSURE (PSI)	MIN. BEND RADIUS (IN.)	WT. PER 100 FT. (LBS)	REEL QUANTITY
8G2AT-HMP	70519	½	0.86	4,250	16,000	7.0	47	275
10G2AT-HMP	70525	⅝	0.98	3,500	14,000	8.0	53	220
12G2AT-HMP	70526	¾	1.14	3,000	12,000	9.5	66	175

Global M4K + Mega4000® Hose

FEATURES:
- Compatible with synthetic fire resistant phosphate ester and petroleum base fluids
- Meets US MSHA 2G Flame resistance acceptance designation

BENEFITS:
- Longer service life under severe conditions
- Safe and efficient for systems which use more than one type of fluid

TUBE: Black, oil resistant, synthetic rubber (Nitrile–Type C).

REINFORCEMENT: Two braids of high tensile steel wire.

COVER: Black, oil, abrasion and weather resistant, synthetic rubber (Modified Nitrile). Available with unique abrasion resistant MegaTuff or XtraTuff™ cover.

TEMPERATURE RANGE: -40°F to +212 (°F -40°C to +100°C).

RECOMMENDED FOR: High pressure hydraulic applications. Provides tighter than standard minimum bend radius and greater flexibility for easier plumbing.

COUPLINGS: MegaCrimp® page 55.

SPECIFICATIONS

PRODUCT I.D. #	PRODUCT I.D. AUTOMOTIVE REFERENCE #	HOSE I.D. (IN.)	HOSE O.D. (IN.)	WORKING PRESSURE (PSI)	MIN. BURST PRESSURE (PSI)	MIN. BEND RADIUS (IN.)	BULK REAL LENGTH (LBS)
4M4K	70829	¼	0.54	4,000	16,000	2.00	440
6M4K	70821	⅜	0.69	4,000	16,000	2.50	330
8M4K	70822	½	0.86	4,000	16,000	3.50	220
10M4K	70823	⅝	0.98	4,000	16,000	4.00	220
12M4K	70824	¾	1.14	4,000	16,000	4.80	220

HIGH PRESSURE

M3K Mega3000® Hose SAE 100R17

TUBE: Black, oil resistant, synthetic rubber (Nitrile).
REINFORCEMENT: One braid of high tensile steel wire.
COVER: Black, oil abrasion and weather-resistant synthetic rubber (Modified Nitrile). Available with abrasion resistant megatuft (-MTF).
TEMPERATURE RANGE: -40°C to +93°C (-40°F to +200°F).
RECOMMENDED FOR: High pressure hydraulic oil lines. Exceeds SAE 100R1 & 100R2 performance requirements because M3K hose has smaller exterior dimensions and significantly tighter bend radius.
COUPLINGS: MegaCrimp® page 55.



SPECIFICATIONS

PRODUCT I.D. #	PRODUCT I.D. AUTOMOTIVE REFERENCE #	HOSE I.D. (IN.)	HOSE O.D. (IN.)	MINIMUM WORKING PRESSURE (PSI)	MIN. BURST PRESSURE (PSI)	WT. BEND RADIUS (IN.)	WT. PER 100 FT. (LBS)	REEL QUANTITY
4M3K	70485	¼	0.47	3,000	12,000	2.0	12	440
6M3K	70486	⅜	0.62	3,000	12,000	2.5	20	330
8M3K	70487	½	0.78	3,000	12,000	3.5	28	220
10M3K	70488	⅝	0.98	3,000	12,000	4.0	41	220
12M3K	70489	¾	1.14	3,000	12,000	4.75	59	220
16M3K	70485	1	1.48	3,000	12,000	6.0	105	165

SIMILAR TO: Weatherhead H145

Abrasion resistant covers available

XTRATUFF™ COVER SPECIFICATIONS

PRODUCT I.D. #	PRODUCT I.D. AUTOMOTIVE REFERENCE #	RATED HOSE I.D. (IN.)	MIN. HOSE O.D. (IN.)	MIN. WORKING PRESSURE (PSI)	WT. BURST PRESSURE (PSI)	BEND RADIUS (IN.)	REEL QUANTITY
4M3K-XTF	70569	¼	0.47	3,000	12,000	2.0	440
5M3K-XTF	70568	5⁄16	0.59	3,000	12,000	2.2	385
6M3K-XTF	70570	⅜	0.62	3,000	12,000	2.5	330
8M3K-XTF	70571	½	0.78	3,000	12,000	3.5	220
10M3K-XTF	70572	⅝	0.98	3,000	12,000	4.0	220
12M3K-XTF	70573	¾	1.14	3,000	12,000	4.8	220
16M3K-XTF	70574	1	1.56	3,000	12,000	6.0	165

FEATURES:
- 3,000 psi in all sizes
- Exceeds l00R2 bend radius
- No internal skiving required
- -12 and -16 meet or exceed SAE 100R9
- Available on UPS shipping reel sizes 4-16

BENEFITS:
- Economical – one hose for all applications up to 3,000 psi
- Reduce stem inventory
- Flexible – easy to handle
- Can be used in light spiral applications

MARKETS:
- In-plant equipment
- Forklift
- Mobile equipment
- Agricultural equipment

APPLICATION:
- Material handling
- Combine
- Farm tractor
- Logging equipment
- Mining equipment

MEDIUM PRESSURE

C1T G1 1-Wire Braid Hose SAE 100R1 Type AT

TUBE: Black, oil-resistant synthetic rubber (Nitrile).
REINFORCEMENT: One braid of high-tensile steel wire.
COVER: Black, oil and abrasion-resistant synthetic rubber (Modified Nitrile).
TEMPERATURE RANGE: -40°C to +100°C (-40°F to +212°F).
RECOMMENDED FOR: Medium pressure hydraulic lines.
Meets or exceeds the requirements of SAE 100R1 type AT.
COUPLINGS: Megacrimp page 55 or reusable page 81.

SPECIFICATIONS

PRODUCT I.D. #	PRODUCT I.D. AUTOMOTIVE REFERENCE #	RATED HOSE I.D. (IN.)	MIN. HOSE O.D. (IN.)	MIN. WORKING PRESSURE (PSI)	WT. BURST PRESSURE (PSI)	BEND RADIUS (IN.)	WT. PER 100 FT. (LBS)	REEL QUANTITY
3G1	70200	3⁄16	0.47	3,625	14,500	3.5	12	440
4G1	70201	¼	0.53	3,275	13,100	4.0	14	440
5G1	70199	5⁄16	0.59	3,125	12,500	4.5	17	550
6G1	70202	⅜	0.69	2,600	10,400	5.0	23	385
8G1	70203	½	0.82	2,325	9,300	7.0	28	330
10G1	70275	⅝	0.94	1,900	7,600	8.0	33	220
12G1	70204	¾	1.10	1,525	6,100	9.5	49	220
16G1	70205	1	1.41	1,275	5,100	12.0	65	165
20G1	70271	1 ¼	1.72	925	3,700	16.0	88	100

FEATURES:
- No skiving required
- Sizes: 3⁄16" – 2"
- Nitrile tube is oil resistant
- USCG approved
- Available on UPS shipping reel in sizes 4 – 12. Order "UPS/catalog description"

SIMILAR TO:
Aeroquip - 2563
Couplamatic - 50B7 & 5007
Dayco - MX
Goodyear - 9015
Imperial - E7
Parker - 421
Stratoflex - 285
Weatherhead - H104

BENEFITS:
- Easy to make assemblies
- Versatile
- Inventory Consolidation/ Stems used on many hose types
- Freight savings

MARKETS:
- Cleaning equipment
- Material handling
- Agricultural equipment

APPLICATION:
- Hot water washer equipment (hose must be pin-pricked)
- Fork lift truck

G3H (C3H) 2-Fiber Braid Hose SAE 100R3

TUBE: Black, synthetic rubber (Nitrile).
REINFORCEMENT: Two fiber braids.
COVER: Black, oil and abrasion resistant, synthetic rubber (Neoprene).
TEMPERATURE RANGE: For hydraulic oil lines -40°F to +275°F.
RECOMMENDED FOR: Hydraulic oil lines, anti-freeze solutions or water. Meets or exceeds requirements of SAE 100R3.
COUPLINGS: PC (must skive) page

SPECIFICATIONS

PRODUCT I.D. #	FERRULE #	AUTOMOTIVE REFERENCE #	HOSE I.D. (IN.)	HOSE O.D. (IN.)	VACUUM (HG)	WORKING PRESSURE (PSI)	MIN. BURST PRESSURE (PSI)	MIN. BEND RADIUS (IN.)	WT. PER 100 FT. (LBS)	BOX QUANTITY
4G3H	4PC2F-2	70127	¼	0.56	28	1,250	5,000	3	13	455
6G3H	6PC2F-2	70128	⅜	0.75	28	1,125	4,500	4	21	300
8G3H	8PC2F-2	70126	½	0.94	28	1,000	4,000	5	31	225
12G3H	12PC2F-4	70119	¾	1.25	28	750	3,000	6	49	160
16G3H	16PC2F-2	70120	1	1.50	20	565	2,250	8	61	100

SIMILAR TO:
Aeroquip - 2583
Dayco - H
Goodyear - 9030
Stratoflex - 204
Weatherhead - H017

C6 1-Fiber Braid Hose SAE 100R6

TUBE: Black, specially compounded, synthetic rubber (Nitrile).
REINFORCEMENT: One fiber braid.
COVER: Black, oil and abrasion resistant, synthetic rubber (Neoprene).
TEMPERATURE RANGE: For water/oil: Pressure line +200°F, return line +180°F; For hydraulic oil lines -40°C to 100°C (-40°F to +212°F).
RECOMMENDED FOR: Hydraulic oil lines, anti-freeze solutions. Meets or exceeds requirements of SAE 100R6.
COUPLINGS: MegaCrimp® page 55.
PC (-3 only)

SPECIFICATIONS

PRODUCT I.D.	AUTOMOTIVE REFERENCE #	HOSE I.D. (IN.)	HOSE O.D. (IN.)	VACUUM (HG)	RATED WORKING PRESSURE (PSI)	MIN. BURST PRESSURE (PSI)	MIN. BEND RADIUS (IN.)	WT. PER 100 FT. (LBS)	BOX QUANTITY
3C6	70100	3/16	0.44	28	500	2,000	2.0	8	715
4C6	70101	¼	0.50	28	400	1,600	2.5	9	550
5C6	70102	5/16	0.56	28	400	1,600	3.0	11	500
6C6	70103	⅜	0.63	28	400	1,600	3.0	13	400
8C6	70104	½	0.78	18	400	1,600	4.0	18	280

SIMILAR TO:
Dayco - A
Goodyear - 9060
Imperial - A1
Weatherhead - H009

C5C SAE 100R5 Hydraulic Hose

TUBE: Black oil and heat resistant synthetic rubber (Nitrile).

REINFORCEMENT: One braid of high tensile carbon steel wire over one braid of polyester.

COVER: Black, oil and mildew resistant polyester braid.

TEMPERATURE RANGE: Under SAE 100R5 conditions -40°C to +100°C (-40°F to +212°F). All-purpose fleet application service -40°C to +149°C (-40°F to +300°F). Air to +71°C (+160°F) only.

RECOMMENDED FOR: Medium pressure hydraulic petroleum-based oil lines in impluse applications, lube oil, air and water in applications such as air brakes, power steering (CAUTION: Intended for heavy-duty commercial vehicle use only), turbocharger oil supplies, tilt cab cylinders, transmission coolant and filtration lines. Meets or exceeds requirements of SAE 100R5 for traditional hydraulic applications, DOT FMVSS 106-74 Type All and SAE J1402 Type All for air brake applications (-4 to -12)). Not recommended for gasoline or diesel fuel.

COUPLINGS: C5 Reusable page 83.

FEATURES:
- Meets DOT FMVSS 106-74 type AII & RCCC RP (305)
- Meets SAE 100R5 & SAE J1402 type AII
- Nitrile tube is oil resistant
- Reusable couplings

BENEFITS:
- Approved for truck & bus fleets
- Can be used with petroleum base oils
- Long hose life
- Easy field assembly

MARKETS:
- Truck & bus

APPLICATION:
- Class 8 heavy truck

SPECIFICATIONS

	HOSE I.D. (IN.)	HOSE O.D. (IN.)	RATED WORKING PRESSURE (PSI)	MIN. BURST PRESSURE (PSI)	MIN. BEND RADIUS (IN.)	WT. PER 100 FT. (LBS)	REEL QUANTITY
4C5C	3/16	0.52	3,000	12,000	3.0	15	440
5C5C	1/4	0.58	3,000	12,000	3.4	18	385
6C5C	5/16	0.67	2,250	9,000	4.0	23	385
8C5C	13/32	0.77	2,000	8,000	4.6	26	330
10C5C	1/2	0.92	1,750	7,000	5.5	36	275
12C5C	5/8	1.08	1,500	6,000	6.5	45	220
SIZES BELOW ARE NOT LISTED IN DOT FMVSS-106 SPECIFICATIONS							
16C5C	7/8	1.23	800	3,200	7.4	45	165
20C5C	1 1/8	1.50	625	2,500	9.0	53	100
24C5C	1 3/8	1.75	500	2,000	1.0	60	100
32C5C	1 13/16	2.22	350	1,400	1.3	82	100
40C5C	2 3/8	2.88	350	1,400	2.4	12	100

CAUTION: Power steering recommendation intended for heavy-duty commercial vehicle usage only

SIMILAR TO:
Aeroquip - FC300 Blue

C5D High Temp Multifluid Medium Pressure Hose

TUBE: Black, oil and heat resistant, synthetic rubber (CPE).
REINFORCEMENT: One braid of high tensile steel wire over one braid of polyester.
COVER: Green for easy identification, oil and mildew resistant, polyester braid impregnated with synthetic rubber.
TEMPERATURE RANGE: -40°C to +149°C (-40°F to +300°F). Air to 121°C (+250°F) only, phosphate esters to +100°C (+212°F).
RECOMMENDED FOR: Petroleum-base or phosphate ester fluids; diesel fuels and filtration lines, transmission coolant lines, hot lube oil lines, power steering and turbocharger oil supplies. Tilt cab cylinder and air brakes. C5D meets or exceeds DOT FMVSS 106-74 type ALL, SAE J1402 type All and SAEJ1019. Reusable couplings.
COUPLINGS: C5 Reusable page 83.

SPECIFICATIONS

PRODUCT I.D. #	AUTOMOTIVE REFERENCE #	HOSE I.D. (IN.)	HOSE O.D. (IN.)	VACUUM (HG)	RATED WORKING PRESSURE (PSI)	MIN. BURST PRESSURE (PSI)	MIN. BEND RADIUS (IN.)	WT. PER 100 FT. (LBS)	REEL QUANTITY
4C5D	70540	3/16	0.52	25	1,500	6,000	0.8	13	440
5C5D	70541	1/4	0.58	25	1,500	6,000	1.0	15	385
6C5D	70542	5/16	0.67	25	1,500	6,000	1.3	21	385
8C5D	70543	13/32	0.77	25	1,250	5,000	1.8	25	330
10C5D	70544	1/2	0.92	25	1,250	5,000	2.3	32	275
12C5D	70545	5/8	1.08	25	750	3,000	2.8	38	220
SIZES BELOW ARE NOT LISTED IN DOT FMVSS-106 SPECIFICATIONS									
16C5D	70546	7/8	1.23	25	400	1,600	3.5	42	165

SIMILAR TO:
Aeroquip - FC300 Blue

LP Gas Hose

TUBE: Nitrile.
REINFORCEMENT: One fiber braid and one stainless steel braid.
COVER: Fiber braid.
TEMPERATURE RANGE: -40°C to +149°C (-40°F to +300°F).
RECOMMENDED FOR: Medium-pressure LP gas service, UL approved for LP gas applications.
COUPLINGS: 247 Series page 83.

SPECIFICATIONS

#	HOSE I.D. (IN.)	HOSE O.D. (IN.)	WORKING PRESSURE (PSI)	MIN. BURST PRESSURE (PSI)	MIN. BEND RADIUS (IN.)	WT. PER 100 FT. (LBS)
3620C-3/16	3/16	0.520	350	1,750	3	–
3620C-5/16	5/16	0.672	350	1,750	4	18
H366-08	13/32	0.766	350	1,750	4 5/8	21

C5M Fuel Line Hose

TUBE: Nitrile – Type C.
REINFORCEMENT: One wire braid.
COVER: Modified Nitrile – Type C_2* Blue.
TEMPERATURE RANGE: -20°C to +100°C (-4°F to +212°F).
RECOMMENDED FOR: On-shore/off-shore and marine diesel fuel and gasoline.
COUPLINGS: Brass or carbon steel C5 Field Attachable Couplings, page 83.

SPECIFICATIONS

#	HOSE I.D. (IN.)	HOSE O.D. (IN.)	RATED WORKING PRESSURE (PSI)	MIN. BURST PRESSURE (PSI)	MIN. BEND RADIUS (IN.)	REEL LENGTH (FT.)
5C5M	1/4	0.58	500	2,000	1.00	385
6C5M	5/16	0.67	500	2,000	1.25	385
8C5M	13/32	0.77	500	2,000	1.75	330
10C5M	1/2	0.92	500	2,000	2.25	275
12C5M	5/8	1.08	500	2,000	2.75	220
16C5M	7/8	1.23	500	2,000	3.5	165

MEDIUM PRESSURE - TYPE AI ENGINE HOSE

C5E Type AI Engine Hose

TUBE: Black, oil and heat resistant, synthetic rubber (Nitrile).
REINFORCEMENT: One braid of high tensile steel wire over one braid of polyester.
COVER: Black, oil and heat resistant, textile braid impregnated with synthetic rubber. Green stripe for easy identification.
TEMPERATURE RANGE: -40°C to +149°C (-40°F to 300°F). Air to +121°C (+250°F).
RECOMMENDED FOR: Air brake hose, power steering, fuel filter, engine and transmission coolant lines, and hot (+300°F) lube oil lines.
COUPLINGS: C5E Reusable page 86.

SPECIFICATIONS

PRODUCT I.D. #	PRODUCT I.D. AUTOMOTIVE REFERENCE #	HOSE I.D. (IN.)	HOSE O.D. (IN.)	VACUUM (HG)	WORKING PRESSURE (PSI)	MIN. BURST PRESSURE (PSI)	MIN. BEND RADIUS (IN.)	WT. PER 100 FT. REEL (LBS)
4C5E	70190	3/16	0.49	28	1,500	6,000	0.8	440
5C5E	70191	1/4	0.55	28	1,500	6,000	1.0	385
6C5E	70192	5/16	0.61	28	1,500	6,000	1.3	385
8C5E	70193	13/32	0.73	28	1,250	5,000	1.8	330
10C5E	70194	1/2	0.83	28	1,250	5,000	2.3	275
12C5E	70195	5/8	0.95	20	750	3,000	2.8	220
Sizes below are not listed in DOT FMVSS-106 Specifications								
16C5E	70196	7/8	1.20	15	400	1,600	3.5	165
20C5E	70197	1 1/8	1.49	–	300	1,250	4.5	100

FEATURES:
- Meets DOT FMVSS 106 type AI
- Meets SAE J1019 & SAE J1402 type AII
- +300 temperature capability

BENEFITS:
- Approved for truck and bus fleets
- Long hose life under severe conditions

SIMILAR TO:
Stratoflex - 213
Weatherhead - H448

MARKETS:
- Truck & bus

APPLICATION:
- Class 8 heavy truck

LOW PRESSURE

Global MegaVac® Return Line And Suction Hose

TUBE: Black, synthetic rubber is specifically designed for resistance to high temperatures (Nitrile – Type C)*.
REINFORCEMENT: Double spiral textile reinforced with a helical spiral-wire to prevent collapse.
COVER: Black synthetic rubber is oil and abrasion resistant. (Neoprene)*.
TEMPERATURE RANGE: -40°C to +135°C (-40°F to +275°F) constant and +300°F (+149° C) intermittent (up to 10% of operating time).
RECOMMENDED FOR: Petroleum and water-base hydraulic fluids in suction lines or in low pressure return lines. Meets or exceeds requirements of SAE 100R4. Uses half the bend radius of SAE 100R4.
COUPLINGS: MegaCrimp® pages 55. For -24 to -32 use PC.

SPECIFICATIONS

PRODUCT I.D. #	PRODUCT I.D. GATES REFERENCE #	HOSE I.D. (IN.)	HOSE O.D. (IN.)	VACUUM (HG)	WORKING PRESSURE (PSI)	MIN. BURST PRESSURE (PSI)	MIN. BEND RADIUS (IN.)	BOX QUANTITY
12GMV+(G4H+)	4504-0123	3/4	1.22	25	350	1,400	2.5	100
16GMV+(G4H+)	4504-0003	1	1.45	25	300	1,200	3.0	100
20GMV+(G4H+)	4504-0004	1 1/4	1.76	25	250	1,000	4.0	100
24GMV	3105-0004	1 1/2	2.01	25	162	650	5.0	100
32GMV	3105-0006	2	2.51	25	112	450	6.0	100

SAE 100R4 Return and Suction Hose

FEATURES:
- Nitrile tube is oil resistant
- Neoprene cover is oil – abrasion resistant
- Braided fiber with spiral wire

BENEFITS:
- Long hose life
- Durable
- Prevents collapsing

MARKETS:
- Construction/Mining equipment
- Agricultural equipment

SIMILAR TO:
Dayco – C
Goodyear – 9040
Imperial – U2
Parker –881
Stratoflex - 219
Weatherhead - H039

TUBE: Synthetic rubber (Nitrile).
REINFORCEMENT: Braided fiber with spiral wire to prevent collapsing.
COVER: Black, oil and abrasion-resistant synthetic rubber (Neoprene).
TEMPERATURE RANGE: -40°C to +100°C (-40°F to +212°F).
RECOMMENDED FOR: Petroleum and water-base hydraulic fluids in suction lines or in low pressure return lines. Meets or exceeds SAE 100R4 requirements.
COUPLINGS: Permanent C4 see page 78.

SPECIFICATIONS

PRODUCT I.D. #	PRODUCT I.D. AUTOMOTIVE REFERENCE #	HOSE I.D. (IN.)	HOSE O.D. (IN.)	WORKING PRESSURE (PSI)	MIN. BURST PRESSURE (PSI)	MIN. BEND RADIUS (IN.)	WT. PER 100 FT. (LBS)
12C4	70054	¾	1.185	300	1,200	5	40
16C4	70055	1	1.482	250	1,000	6	60
20C4	70056	1 ¼	1.75	200	800	8	82
24C4	70057	1 ½	2.06	150	600	10	104
32C4	70058	2	2.44	100	400	12	131

For clamps refer to pages 455.

3-Fiber Braid Return Hose

FEATURES:
- Nitrile tube is oil resistant
- Neoprene cover is oil – abrasion resistant

BENEFITS:
- Long hose life
- Durable

MARKETS:
- Construction equipment
- Agricultural equipment

TUBE: Black, oil resistant synthetic rubber (Nitrile).
REINFORCEMENT: Three fiber braids.
COVER: Black, oil and abrasion resistant, synthetic rubber (Neoprene).
TEMPERATURE RANGE: For hydraulic oil line: -40°C to +135°C (-40°F to +275°F) constant and +149°C (+300°F) intermittent (up to 10% operating time) air +71°C (+160°) only.
RECOMMENDED FOR: Petroleum-base hydraulic oils, anti-freeze, air or water in low pressure fluid transfer or hydraulic system return lines. Generally connected to C4 stems, beaded nipples or tube type ports with worm gear clamps.
COUPLINGS: barbed stem or beaded tube with clamp only see page 336.

SPECIFICATIONS

PRODUCT I.D. #	PRODUCT I.D. AUTOMOTIVE REFERENCE #	HOSE I.D. (IN.)	HOSE O.D. (IN.)	WORKING PRESSURE (PSI)	MIN. BURST PRESSURE (PSI)	MIN. BEND RADIUS (IN.)	WT. PER 100 FT. (LBS)	BOX QUANTITY
16RLC	70142	1	1.62	200	800	9	70	50
20RLC	70074	1 ¼	1.88	200	800	10	78	50
24RLC	70075	1 ½	2.12	200	800	11	91	100
28RLC	70143	1 ¾	2.38	200	800	12	10	50
32RLC	70076	2	2.56	200	800	13	10	50

RLA 1-Fiber Braid Return Line and Low Pressure General Purpose Hose

TUBE: Black, synthetic rubber, oil resistant (Nitrile).
REINFORCEMENT: One fiber braid.
COVER: Black, synthetic rubber. Oil and abrasion resistant (Neoprene).
TEMPERATURE RANGE: -40°C to +100°C (-40°F to +212°F).
Air to +71°C (+160°F) only.
RECOMMENDED FOR: Low pressure hydraulic oil return lines, or general purpose water, antifreeze solutions, or air. Similar to SAE 30R2, "type I". Gates RLA Hose has a higher burst pressure.
COUPLINGS: MegaCrimp® see pages 55.
PC (-3 only)

FEATURES:
- Exceeds SAE 30R2, Type I burst pressure
- One fiber braid – no wire
- Gold layline for easy identification

BENEFITS:
- Versatile
- Easy to cut and install

SPECIFICATIONS

PRODUCT I.D. #	PRODUCT I.D. AUTOMOTIVE REFERENCE #	HOSE I.D. (IN.)	HOSE O.D. (IN.)	WORKING PRESSURE (PSI)	MIN. BURST PRESSURE (PSI)	MIN. BEND RADIUS (IN.)	WT. PER 100 FT. (LBS)	BOX QUANTITY
3RLA	70040	3/16	0.41	250	1,000	3	7	550
4RLA	70041	1/4	0.50	250	1,000	3	9	550
5RLA	70042	5/16	0.56	250	1,000	4	11	550
6RLA	70043	3/8	0.66	250	1,000	4	14	550
8RLA	70044	1/2	0.81	200	800	5	20	550
10RLA	70045	5/8	0.94	200	800	6	24	550
12RLA	70046	3/4	1.09	200	800	6	31	550
16RLA	70047	1	1.34	160	640	8	39	300

SIMILAR TO:
Dayco - L1
Imperial - R1

LOC 1-Fiber Braid Lock-On Hose

TUBE: Black, oil resistant textile braid highly resistant to oil and heat (Nitrile).
REINFORCEMENT: One fiber braid.
COVER: Oil and abrasion resistant black synthetic rubber (Neoprene). Also available in blue, green, red, yellow and gray colors.
TEMPERATURE RANGE: -40°C to +100°C (-40°F to +212°F).
Air -40°C to +71°C (-40°F to 160°F).
RECOMMENDED FOR: Petroleum-base hydraulic oils, antifreeze solutions, water, hot lubricating oils, diesel fuels, and air. Lock-On hose and couplings are not recommended for vibration or pressure surge applications or for critical applications, such as permanent piping in residential or commercial buildings.
COUPLINGS: Reusable Lock-on brass see page 88.

FEATURES:
- Textile braid cover is oil and mildew resistant
- 250 psi W.P.
- Push on fittings

BENEFITS:
- Long hose life
- Easy to make field assemblies

SPECIFICATIONS

PRODUCT I.D. #	PRODUCT I.D. AUTOMOTIVE REFERENCE #	HOSE I.D. (IN.)	HOSE O.D. (IN.)	VACUUM (HG)	WORKING PRESSURE (PSI)	MIN. BURST PRESSURE (PSI)	MIN. BEND RADIUS (IN.)	WT. PER 100 FT. (LBS)	REEL QUANTITY
4LOC	70030	1/4	0.48	28	250	1,000	3	7	575
6LOC	70031	3/8	0.61	28	250	1,000	3	9	600
8LOC	70032	1/2	0.75	28	250	1,000	5	12	335
10LOC	70033	5/8	0.91	28	250	1,000	6	16	260
12LOC	70034	3/4	1.03	28	250	1,000	7	19	220

SIMILAR TO:
Aeroquip – 1525
Dayco – L4
Goodyear – 9260
Imperial – C1
Parker – 821
Stratoflex - 223
Weatherhead - H100

1-Fiber Braid Low Pressure Hose LOL Plus

TUBE: Black, oil resistant synthetic rubber highly resistant to oil and heat (Nitrile).

REINFORCEMENT: One fiber braid.

COVER: Oil and abrasion resistant black synthetic rubber (Neoprene). Available in black, blue, green, red, yellow, gray, and white colors.

TEMPERATURE RANGE: -40°C to +100°C (-40°F to +212°F).
Air -40°C to +71°C (-40°F to 160°F).

RECOMMENDED FOR: Petroleum-base hydraulic oils, antifreeze solutions, water, hot lubricating oils, diesel fuels, and air. Lock-On hose and couplings are not recommended for vibration or pressure surge applications or for critical applications such as permanent piping in residential or commercial buildings.

COUPLINGS: Reusable Lock-on brass see page 88.

FEATURES:
- 300 psi WP in all sizes
- Available in colors
  Black – LOLA
  Blue – LOLB
  Green – LOLG
  Red – LOLR
  Yellow – LOLY
  Gray – LOLC
- Push on fittings
- Available on UPS shipping reels

BENEFITS:
- Reduce inventory/one hose for many applications
- Color coded for easy identification
- Freight savings
- Easy to make field assemblies

MARKETS:
- In-plant hydraulic equipment
- Agricultural equipment
- Construction equipment

APPLICATION:
- Farm tractor
- Forklift

SPECIFICATIONS

PRODUCT I.D. #	PRODUCT I.D. AUTOMOTIVE REFERENCE #	HOSE I.D. (IN.)	HOSE O.D. (IN.)	WORKING PRESSURE (PSI)	MIN. BURST PRESSURE (PSI)	MIN. BEND RADIUS (IN.)	WT. PER 100 FT. (LBS)	REEL QUANTITY
3LOLAPLUS	70650	3/16	0.41	300	1,200	3	6	300
3LOLBPLUS	70651	3/16	0.41	300	1,200	3	6	300
4LOLAPLUS	70657	1/4	0.47	300	1,200	3	7	300
4LOLBPLUS	70658	1/4	0.47	300	1,200	3	7	300
5LOLAPLUS	70664	5/16	0.53	300	1,200	3	8	300
6LOLAPLUS	70665	3/8	0.61	300	1,200	3	11	300
6LOLBPLUS	70666	3/8	0.61	300	1,200	3	11	300
8LOLAPLUS	70672	1/2	0.75	300	1,200	5	15	300
8LOLBPLUS	70673	1/2	0.75	300	1,200	5	15	300
8LOLRPLUS	70675	1/2	0.75	300	1,200	5	15	300
10LOLAPLUS	70679	5/8	0.91	300	1,200	6	20	250
12LOLAPLUS	70686	3/4	1.04	300	1,200	7	24	225
12LOLBPLUS	70687	3/4	1.04	300	1,200	7	24	225

All sizes and colors meet U.S. MSHA 2G

Fuel Line Hose 25' Spools

APPLICATION: For fuel line, vapor emission, and crankcase ventilation hose. It has a nitrile tube and hypalon cover to withstand grease, oil abrasion, and high temperatures under the hood, and is ozone resistant. Meets SAE 30R7 specifications.

COUPLINGS: brass with clamps see page 335.

SPECIFICATIONS

#	I.D.
GL1425	1/4"
GL51625	5/16"
GL3825	3/8"

How To Order Gates Spring Guards

Refer to the appropriate Spring Guard Selection Chart for ordering by Part Number or Product Number. Find the proper Dash Number in far left-hand column, and mover horizontally until you arrive in the vertical column headed by the appropriate hose description. At this point, you'll find the Part Number or Product Number for the recommended Spring Guard.

To order–Specify the Part/Product Number and the spring guard length desired (in feet).

NOTE: For your convenience, both Selection Charts have been simplified. In some cases, it may be possible to use the next smaller spring guard. To check if this is possible, compare O.D. of hose to I.D. of spring guard. Allow 1/32" for installation.

DASH SIZE	# PREFIX	EFG6K G6K EFG5K G5K, CPS	12LW 16LW C12M	G2/G2H MCPB G2L G2AT-HMP	G1 G1H M2T®	M3K	C3 C3H	C6 C6H	RLA	C5C C5D	C5E	G4H GMV	RLC	LOC LOL+	C7S C7SNC C8S C8SNC
-3	7277-	–	–	0533	0500	–	0533	0500	0500	–	–	–	–	0500	0500
-4	7277-	–	–	0501	0533	0500	0533	0533	0533	0533	0500	–	–	0500	0500
-5	7277-	–	–	–	0502	–	0502	0533	0501	0501	0533	–	–	0501	0533
-6	7277-	–	–	0534	0534	0501	0534	0502	0502	0534	0501	–	–	0534	0502
-8	7277-	–	0506	0505	0504	0503	0506	0503	0504	0503	0534	–	–	0534	0504
-10	7277-	–	–	0530	0506	0530	–	0505	0506	0506	0504	–	–	0506	–
-12	7277-	–	0508	0507	0507	0507	0532	0507	0507	0507	0506	0532	–	0530	0507
-14	7277-	–	–	–	–	0520	–	–	–	–	–	–	–	–	–
-16	7277-	0520	0520	0520	0520	–	0509	0520	0520	0532	0508	0509	0525	–	0532
-18	7277-	–	–	–	–	–	–	–	–	–	–	–	0531	–	–
-20	7277-	0527	0527	0527	0531	–	0531	–	–	0520	–	0527	0527	–	–
-24	7277-	0528	0528	0528	0527	–	–	–	–	0525	–	0528	0528	–	–
-28	7277-	–	–	–	–	–	–	–	–	–	–	–	0526	–	–
-32	7277-	0526	0526	0526	0526	–	–	–	–	0528	–	0526	0526	–	–

Plated Wire Spring Guard

#	"A" (IN.) (+.015)	"G" (IN.)	"P" (IN.)
7277-0521	.550	14 (.080)	7/32
7277-0510	.676	14 (.080)	7/32
7277-0535	.682	16 (.065)	7/32
7277-0511	.738	14 (.080)	7/32
7277-0512	.852	14 (.080)	7/32
7277-0513	.915	14 (.080)	7/32
7277-0514	.977	14 (.080)	7/32
7277-0515	1.040	14 (.080)	7/32
7277-0522	1.122	14 (.080)	7/32
7277-0516	1.278	11 (.120)	11/32
7277-0517	1.340	11 (.120)	11/32
7277-0518	1.578	11 (.120)	11/32
7277-0519	1.625	11 (.120)	11/32
7277-0524	1.847	14 (.080)	13/32
7277-0523	2.112	14 (.080)	13/32
7277-0548	2.12	11 (.120)	11/32

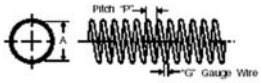

Flat Armour Spring Guard

#	AUTOMOTIVE REF #	"A" (IN.) (+.015)	"B" (IN.)	"C" (IN.)	"P" (IN.)
7277-0500	82530	.550	.019	3/8	1/2
7277-0533	82553	.609	.032	1/4	3/8
7277-0501	82521	.656	.019	3/8	1/2
7277-0502	82532	.719	.019	3/8	1/2
7277-0534	82554	.797	.032	3/8	1/2
7277-0503	82533	.812	.028	1/4	3/8
7277-0504	82534	.875	.028	1/2	5/8
7277-0505	82535	.953	.028	1/2	5/8
7277-0506	82536	1.000	.028	1/2	5/8
7277-0530	82556	1.093	.028	1/2	5/8
7277-0507	82537	1.219	.028	1/2	5/8
7277-0508	82538	1.281	.028	1/2	5/8
7277-0532	82552	1.375	.028	1/2	5/8
7277-0520	82539	1.562	.028	1/2	5/8
7277-0509	82540	1.625	.028	1/2	5/8
7277-0529	82529	1.687	.028	1/2	5/8
7277-0525	82525	1.797	.028	1/2	5/8
7277-0531	82531	1.844	.028	1/2	5/8
7277-0527	82527	2.093	.028	1/2	5/8
7277-0528	82528	2.343	.028	1/2	5/8
7277-0526	82526	2.875	.028	1/2	5/8

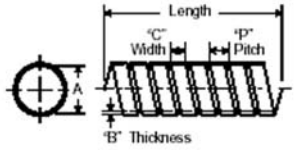

Plastic Protective Coil Sleeves

Economical, lightweight plastic sleeving protects hose from water, air, gasoline, oil and hydraulic fluids. Effective temperature range from -40°C to +121°C (-40°F to +250°F).

SPECIFICATIONS

#	"A" COIL I.D. (IN.)	"B" STRIP WIDTH (IN.)	THICKNESS (IN.)	CONTINUOUS LENGTH PKG. (FT.)
7277-1151	¼	¼	.040	100
7277-1152	⅜	¼	.040	100
7277-1153	½	⅜	.070	100
7277-1154	⅝	⅜	.070	50
7277-1155	¾	⅜	.070	50
7277-1156	1	⅝	.115	50
7277-1157	1 ⅜	⅝	.115	25
7277-1158	1 ⅞	⅝	.115	25

Nylon Protective Sleeve

Nylon Protective Sleeve Solves Abrasion Problems

Gates Nylon Sleeves perform a dual role: (1) they provide excellent abrasion resistance to protect individual hoses; and (2) they can be used to bundle several hose assemblies together for maximum protection. Downtime and maintenance costs are reduced. These Nylon Sleeves are unique because they form an extra protective layer against abrasive forces. Specifically, thousands of tiny Nylon filaments, woven into the texturized yarn, "friz" into a self-renewing shield that is extremely resistant to severe abrasion. This nylon sleeving has MSHA flame-resistance approval.

SPECIFICATIONS

#	DESCRIPTION	"A" INSIDE FLAT (IN.)	"B" SLEEVE I.D. (IN.)
7277-1067	HG-10	1.07	0.68
7277-1010	HG-14	1.42	0.90
7277-1011	HG-16	1.67	1.06
7277-1012	HG-20	1.92	1.22
7277-1013	HG-24	2.24	1.42
7277-1377	HG-26	2.50	1.59
7277-1014	HG-28	2.85	1.81
7277-1015	HG-32	3.44	2.19
7277-1016	HG-38	3.74	2.38

(GS) GlobalSpiral™ Couplings

For C12, C13, G6K and DIN rated spiral wire hydraulic hose

Unique in the industry

Gates, the leader for quality and performance in the hydraulic industry, brings you the GlobalSpiral coupling for all Gates high-pressure spiral wire hose.

Extensive engineering and testing went into the GlobalSpiral coupling design. In performance testing, GlobalSpiral couplings surpassed one million impulse cycles at 250°F without failures. After one million cycles, couplings were cut off to reveal no stress cracks in the hose tube.

The stem is machined from unleaded steel for maximum strength. Unleaded steel is stronger than leaded, enabling GlobalSpiral thread ends to handle working pressures up to 6,000 psi. In addition, unleaded steel is more environmentally friendly.

Flanges are one solid piece instead of brazed construction to provide extra reliability. Fullback GlobalSpiral FJX and FFORX nuts are machined fullback instead of staked.

GlobalSpiral couplings meet the most demanding requirements. Stems and ferrules meet worldwide standards: DIN, SAE and Gates G6K. Thread ends have been tested to meet the highest pressures.

FEATURES & BENEFITS

FEATURES	BENEFITS
No skive	Fast, tailor-made assemblies Eliminates skiving equipment, odor and dust
Tested to one million impulse cycles	Extended coupling life
Coupling to 6,000 psi working pressure in all sizes	Easy-to-manage inventory Fewer SKUs
30-plus thread/flange configurations	Application coverage
“Bite-the-wire” crimp	Improved coupling retention
Non-leaded steel	Maximum strength
+250°F temperature capability	Full performance at high temperatures Longer coupling life

Ferrules For 2-Spiral Hose

SPECIFICATIONS

PRODUCT I.D. #	PRODUCT I.D. GLOBAL	HOSE I.D. (IN.)	"A" LENGTH (IN.)	O.D. (IN.)
12GS1F-2	G20995-0212	¾	1.72	1.57

Ferrules For 4-Spiral Hose

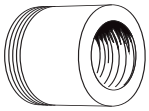

SPECIFICATIONS

PRODUCT I.D. #	PRODUCT I.D. GLOBAL	HOSE I.D. (IN.)	"A" LENGTH (IN.)	O.D. (IN.)
6GS1F-4	G20995-0406	⅜	1.43	1.25
8GS1F-4	G20995-0408	½	1.44	1.35
10GS1F-4	G20995-0410	⅝	1.88	1.64
12GS1F-4	G20995-0412	¾	2.00	1.80
16GS1F-4	G20995-0416	1	2.22	2.07
20GS1F-4	G20995-0420	1 ¼	2.67	2.42

Ferrules For 6-Spiral Hose

SPECIFICATIONS

PRODUCT I.D. #	PRODUCT I.D. GLOBAL	HOSE I.D. (IN.)	"A" LENGTH (IN.)	O.D. (IN.)
20GS1F-6	G20995-0620	1 ¼	2.87	2.67

Male Pipe NPTF Solid

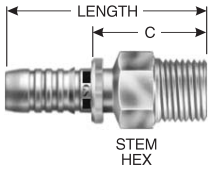

SPECIFICATIONS

PRODUCT I.D. #	PRODUCT I.D. GLOBAL	HOSE I.D. (IN.)	THREAD SIZE (IN.)	LENGTH (IN.)	"C" CUT-OFF (IN.)	STEM HEX (IN.)
6GS-6MP	G20100-0606	⅜	⅜ - 18	2.72	1.31	11/16
6GS-8MP	G20100-0608	⅜	½ - 14	2.87	1.46	⅞
8GS-8MP	G20100-0808	½	½ - 14	2.91	1.44	⅞
8GS-12MP	G20100-0812	½	¾ -14	3.03	1.56	1 1/16
10GS-8MP	G20100-1008	⅝	½ - 14	3.43	1.44	15/16
10GS-12MP	G20100-1012	⅝	¾ -14	3.58	1.60	1 ⅛
12GS-12MP	G20100-1212	¾	¾ -14	3.54	1.54	1 1/16
12GS-16MP	G20100-1216	¾	1 - 11½	3.82	1.81	1 ⅜
16GS-12MP	G20100-1612	1	¾ -14	3.98	1.74	1 ⅜
16GS-16MP	G20100-1616	1	1 - 11½	4.17	1.94	1 ⅜
16GS-20MP	G20100-1620	1	1¼ - 11½	4.29	2.06	1 ¾
20GS-20MP	G20100-2020	1 ¼	1¼ - 11½	5.00	2.20	1 ¾

GATES GLOBALSPIRAL (GS) COUPLINGS

O-Ring Boss Solid Male

SPECIFICATIONS

PRODUCT I.D. #	PRODUCT I.D. GLOBAL	HOSE I.D. (IN.)	THREAD SIZE (IN.)	LENGTH (IN.)	"C" CUT-OFF (IN.)	STEM HEX (IN.)
6GS-6MB	G20120-0606	3/8	9/16 - 18	2.56	1.15	11/16
8GS-8MB	G20120-0808	1/2	3/4 - 16	2.76	1.28	7/8
8GS-10MB	G20120-0810	1/2	7/8 - 14	2.83	1.36	1
10GS-10MB	G20120-1010	5/8	7/8 - 14	3.46	1.48	1
10GS-12MB	G20120-1012	5/8	1 1/16 - 12	3.46	1.48	1 1/4
12GS-12MB	G20120-1212	3/4	1 1/16 - 12	3.66	1.65	1 1/4
12GS-16MB	G20120-1216	3/4	1 5/16 - 12	3.54	1.54	1 1/2
16GS-16MB	G20120-1616	1	1 5/16 - 12	3.86	1.62	1 1/2
20GS-20MB	G20120-2020	1 1/4	1 5/8 - 12	4.53	1.73	1 7/8

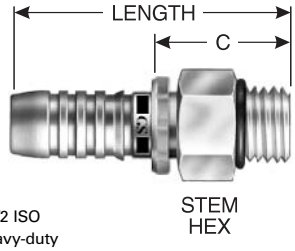

SAE J1926/2 ISO 11926-2 heavy-duty (S series) stud ends

Male JIC 37° Flare

SPECIFICATIONS

PRODUCT I.D. #	PRODUCT I.D. GLOBAL	HOSE I.D. (IN.)	THREAD SIZE (IN.)	LENGTH (IN.)	"C" CUT-OFF (IN.)	STEM HEX (IN.)
6GS-6MJ	G20165-0606	3/8	9/16 - 18	2.28	1.18	11/16
6GS-8MJ	G20165-0608	3/8	3/4 - 16	2.76	1.35	13/16
6GS-10MJ	G20165-0610	3/8	7/8 - 14	3.03	1.62	15/16
8GS-8MJ	G20165-0808	1/2	3/4 - 16	2.83	1.36	13/16
8GS-10MJ	G20165-0810	1/2	7/8 - 14	2.95	1.48	7/8
10GS-10MJ	G20165-1010	5/8	7/8 - 14	3.62	1.64	15/16
10GS-12MJ	G20165-1012	5/8	1 1/16 - 12	3.70	1.72	1 1/16
12GS-12MJ	G20165-1212	3/4	1 1/16 - 12	3.66	1.65	1 1/8
12GS-14MJ	G20165-1214	3/4	1 3/16 - 12	3.70	1.69	1 1/4
12GS-16MJ	G20165-1216	3/4	1 5/16 - 12	3.78	1.77	1 5/16
16GS-16MJ	G20165-1616	1	1 5/16 - 12	4.09	1.86	1 3/8
16GS-20MJ	G20165-1620	1	1 5/8 - 12	4.27	2.27	1 5/8
20GS-20MJ	G20165-2020	1 1/4	1 5/8 - 12	4.92	2.12	1 3/4

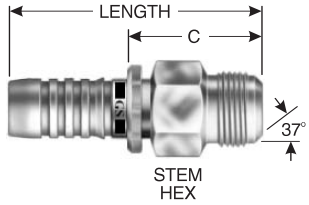

Female JIC 37° Flare Swivel Straight

SPECIFICATIONS

PRODUCT I.D. #	PRODUCT I.D. GLOBAL	HOSE I.D. (IN.)	THREAD SIZE (IN.)	LENGTH (IN.)	"C" CUT-OFF (IN.)	STEM HEX (IN.)	NUT HEX (IN.)
6GS-6FJX	G20170-0606	3/8	9/16 - 18	2.72	1.28	3/4	3/4
6GS-8FJX	G20170-0608	3/8	3/4 - 16	2.50	1.40	3/4	7/8
8GS-8FJX	G20170-0808	1/2	3/4 - 16	2.83	1.36	7/8	7/8
8GS-10FJX	G20170-0810	1/2	7/8 - 14	2.99	1.51	7/8	1 1/16
8GS-12FJX	G20170-0812	1/2	1 1/16 - 12	3.03	1.56	7/8	1 1/4
10GS-10FJX	G20170-1010	5/8	7/8 - 14	3.68	1.70	1	1 1/16
10GS-12FJX	G20170-1012	5/8	1 1/16 - 12	3.74	1.76	1	1 1/4
12GS-10FJX	G20170-1210	3/4	7/8 - 14	3.87	1.87	1 1/16	1 1/8
12GS-12FJX	G20170-1212	3/4	1 1/16 - 12	3.87	1.86	1 1/8	1 1/4
12GS-14FJX	G20170-1214	3/4	1 3/16 - 12	4.06	2.06	1 1/8	1 3/8
12GS-16FJX	G20170-1216	3/4	1 5/16 - 12	4.02	2.01	1 1/8	1 1/2
16GS-12FJX	G20170-1612	1	1 1/16 - 12	4.23	2.00	1 3/8	1 3/8
16GS-14FJX	G20170-1614	1	1 3/16 - 12	4.25	2.01	1 3/8	1 1/2
16GS-16FJX	G20170-1616	1	1 5/16 - 12	4.30	2.08	1 1/2	1 1/2
16GS-20FJX	G20170-1620	1	1 5/8 - 12	4.53	2.31	1 1/2	2
20GS-16FJX	G20170-2016	1 1/4	1 5/16 - 12	5.08	2.28	1 11/16	1 1/2
20GS-24FJX	G20170-2024	1 1/4	1 7/8 - 12	5.39	2.59	1 7/8	2 3/8
20GS-20FJX	G20170-2020	1 1/4	1 5/8 - 12	5.35	2.56	1 7/8	2

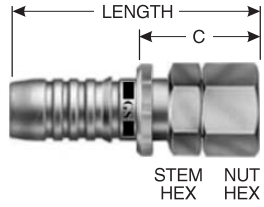

Female JIC 37° Flare Swivel 30° Bent Tube

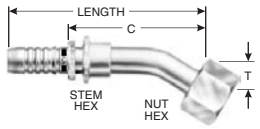

SPECIFICATIONS

PRODUCT I.D. #	PRODUCT I.D. GLOBAL	HOSE I.D. (IN.)	THREAD SIZE (IN.)	LENGTH (IN.)	"C" CUT-OFF (IN.)	NUT HEX (IN.)
16GS-16FJX30M	G20172-1616	1	1 5/16 - 12	6.02	3.80	1.06

Female JIC 37° Flare Swivel 45° Bent Tube

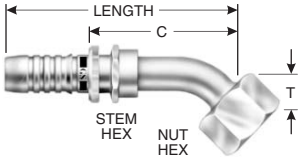

SPECIFICATIONS

PRODUCT I.D. #	PRODUCT I.D. GLOBAL	HOSE I.D. (IN.)	THREAD SIZE (IN.)	LENGTH (IN.)	"C" CUT-OFF (IN.)	"T" DROP (IN.)	NUT HEX (IN.)
6GS-6FJX45S	G20174-0606	3/8	9/16 - 18	3.23	1.82	0.43	3/4
6GS-8FJX45S	G20174-0608	3/8	3/4 - 16	3.66	2.25	0.59	7/8
8GS-8FJX45S	G20174-0808	1/2	3/4 - 16	3.70	2.22	0.59	7/8
8GS-10FJX45S	G20174-0810	1/2	7/8 - 14	3.58	2.11	0.63	1 1/16
10GS-10FJX45S	G20174-1010	5/8	7/8 - 14	4.37	2.39	0.63	1 1/16
10GS-12FJX45S	G20174-1012	5/8	1 1/16 - 12	4.80	2.82	0.83	1 1/4
12GS-12FJX45S	G20174-1212	3/4	1 1/16 - 12	5.12	3.11	0.83	1 1/4
12GS-16FJX45S	G20174-1216	3/4	1 5/16 - 12	5.39	3.39	0.94	1 1/2
16GS-16FJX45S	G20174-1616	1	1 5/16 - 12	5.98	3.77	0.94	1 1/2
16GS-20FJX45S	G20174-1620	1	1 5/8 - 12	6.54	4.31	0.98	2
20GS-20FJX45S	G20175-2020	1 1/4	1 5/8 - 12	7.09	4.29	1.50	2

Female JIC 37° Flare Swivel 90° Bent Tube

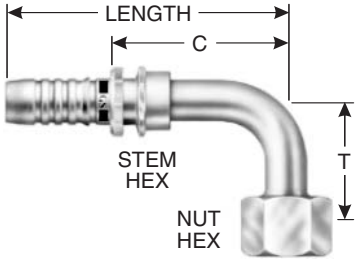

SPECIFICATIONS

PRODUCT I.D. #	PRODUCT I.D. GLOBAL	HOSE I.D. (IN.)	THREAD SIZE (IN.)	LENGTH (IN.)	"C" CUT-OFF (IN.)	"T" DROP (IN.)	NUT HEX (IN.)
6GS-6FJX90S	G20179-0606	3/8	9/16 - 18	3.11	1.66	0.91	3/4
6GS-6FJX90L	G20181-0606	3/8	9/16 - 18	3.39	1.98	2.13	3/4
6GS-8FJX90M	G20180-0608	3/8	3/4 - 16	3.58	2.17	1.61	1 1/16
8GS-8FJX90S	G20179-0808	1/2	3/4 - 16	3.39	1.91	1.14	7/8
8GS-8FJX90M	G20180-0808	1/2	3/4 - 16	3.62	2.15	1.61	7/8
8GS-8FJX90L	G20181-0808	1/2	3/4 - 16	3.62	2.15	2.52	7/8
8GS-8FJX90XL	G20182-0808	1/2	3/4 - 16	3.62	2.15	4.06	7/8
8GS-10FJX90S	G20179-0810	1/2	7/8 - 14	3.62	2.15	1.26	1 1/16
8GS-10FJX90M	G20180-0810	1/2	7/8 - 14	3.50	2.03	1.85	1 1/16
8GS-10FJX90L	G20181-0810	1/2	7/8 - 14	3.50	2.03	2.76	1 1/16
8GS-12FJX90S	G20179-0812	1/2	1 1/16 - 12	4.37	2.89	1.89	1 1/4
10GS-10FJX90S	G20179-1010	5/8	7/8 - 14	4.21	2.24	1.26	1 1/16
10GS-12FJX90M	G20180-1012	5/8	1 1/16 - 12	4.76	2.78	2.28	1 1/4
12GS-12FJX90S	G20179-1212	3/4	1 1/16 - 12	4.45	2.44	1.89	1 1/4
12GS-12FJX90M	G20180-1212	3/4	1 1/16 - 12	4.45	2.44	2.28	1 1/4
12GS-12FJX90L	G20181-1212	3/4	1 1/16 - 12	4.45	2.44	3.78	1 1/4
12GS-14FJX90-060	G20180-1214	3/4	1 3/16 - 12	5.55	3.54	2.36	1 3/8
12GS-16FJX90M	G20180-1216	3/4	1 5/16 - 12	5.55	3.54	2.80	1 1/2
16GS-16FJX90S	G20179-1616	1	1 5/16 - 12	5.67	3.45	2.20	1 1/2
16GS-16FJX90M	G20180-1616	1	1 5/16 - 12	5.67	3.45	2.80	1 1/2
16GS-16FJX90L	G20181-1616	1	1 5/16 - 12	5.67	3.45	4.49	1 1/2
16GS-20FJX90L	G20181-1620	1	1 5/8 - 12	6.06	3.84	5.08	2
20GS-20FJX90S	G20179-2020	1 1/4	1 5/8 - 12	6.85	4.05	2.52	2
20GS-20FJX90M	G20180-2020	1 1/4	1 5/8 - 12	6.85	4.05	3.07	2
20GS-20FJX90L	G20181-2020	1 1/4	1 5/8 - 12	6.85	4.05	5.08	2

GATES GLOBALSPIRAL (GS) COUPLINGS

Female MegaSeal Swivel – Straight

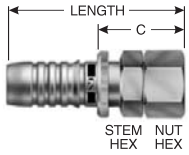

SPECIFICATIONS

PRODUCT I.D. #	PRODUCT I.D. GLOBAL	HOSE I.D. (IN.)	THREAD SIZE (IN.)	LENGTH (IN.)	"C" CUT-OFF (IN.)	STEM HEX (IN.)	NUT HEX (IN.)
12GS-12FMX	G20140-1212	¾	1 1/16 - 12	4.02	2.02	1 ⅛	1 ¼
12GS-16FMX	G20140-1216	¾	1 5/16 - 12	4.06	2.06	1 ⅛	1 ½
16GS-16FMX	G20140-1616	1	1 5/16 - 12	4.37	2.15	1 ½	1 ½
20GS-20FMX	G20140-2020	1 ¼	1 ⅝ - 12	5.36	2.56	1 ⅞	2

Gates high performance replacement for JIC swivels, connects to JIC males

Female MegaSeal Swivel 45° Bent Tube

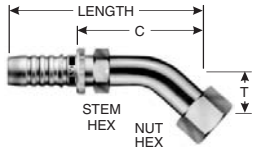

SPECIFICATIONS

PRODUCT I.D. #	PRODUCT I.D. GLOBAL	HOSE I.D. (IN.)	THREAD SIZE (IN.)	LENGTH (IN.)	"C" CUT-OFF (IN.)	"T" DROP (IN.)	NUT HEX (IN.)
12GS-12FMX45-032	G20145-1212	¾	1 1/16 - 12	5.08	3.07	1.26	1 ¼
16GS-16FMX45-038	G20145-1616	1	1 5/16 - 12	6.26	4.04	1.50	1 ½

Gates high performance replacement for JIC swivels, connects to JIC males

Female MegaSeal Swivel 90° Bent Tube

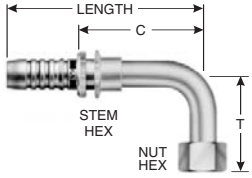

SPECIFICATIONS

PRODUCT I.D. #	PRODUCT I.D. GLOBAL	HOSE I.D. (IN.)	THREAD SIZE (IN.)	LENGTH (IN.)	"C" CUT-OFF (IN.)	"T" DROP (IN.)	NUT HEX (IN.)
12GS-12FMX90-048	G20149-1212	¾	1 1/16 - 12	4.72	2.72	1.89	1 ¼
12GS-12FMX90-058	G20150-1212	¾	1 1/16 - 12	4.72	2.72	2.28	1 ¼
12GS-12FMX90-096	G20151-1212	¾	1 1/16 - 12	4.72	2.72	3.78	1 ¼
12GS-16FMX90-056	G20150-1216	¾	1 5/16 - 12	5.39	3.39	2.20	1 ½
16GS-16FMX90-056	G20149-1616	1	1 5/16 - 12	5.67	3.45	2.20	1 ½
16GS-16FMX90-071	G20150-1616	1	1 5/16 - 12	5.67	3.45	3.15	1 ½

Gates high performance replacement for JIC swivels, connects to JIC males

Code 61 O-Ring Flange Straight

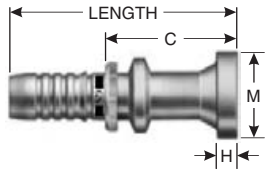

SPECIFICATIONS

PRODUCT I.D. #	PRODUCT I.D. GLOBAL	HOSE I.D. (IN.)	LENGTH (IN.)	"C" CUT-OFF (IN.)	"M" FLANGE DIA. (IN.)
6GS-8FL	G20300-0608	⅜	3.54	2.13	1.19
8GS-8FL	G20300-0808	½	3.66	0.63	1.19
8GS-10FLK	G20300-0810	½	3.21	1.74	1.35
8GS-12FL	G20300-0812	½	3.86	2.38	1.50
10GS-10FLK	G20300-1010	⅝	4.49	2.51	1.35
10GS-12FL	G20300-1012	⅝	4.29	0.63	1.50
12GS-8FL	G20300-1208	¾	4.41	2.40	1.19
12GS-10FLK	G20300-1210	¾	4.33	2.32	1.35
12GS-12FL	G20300-1212	¾	4.37	3.15	1.50
12GS-16FL*	G20300-1216	¾	4.37	0.63	1.75
12GS-20FL*	G20300-1220	¾	4.37	2.36	2.00
16GS-16FL*	G20300-1616	1	4.92	2.70	1.75
16GS-20FL*	G20300-1620	1	4.92	0.67	2.00
16GS-24FL*	G20300-1624	1	4.13	1.90	2.38
20GS-16FL*	G20300-2016	1 ¼	5.35	2.55	1.75
20GS-20FL*	G20300-2020	1 ¼	5.75	2.95	2.00
20GS-24FL*	G20300-2024	1 ¼	5.98	3.19	2.38

*-16FL Max W.P. 5,000 psi; -20FL Max. W.P. 4,000 psi; -24FL Max W.P. 3,000psi.

O-Ring Flange 22 ½° Bent Tube

CODE 61

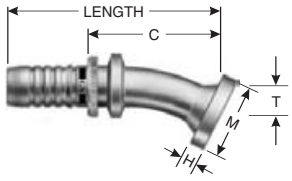

SPECIFICATIONS

PRODUCT I.D. #	PRODUCT I.D. GLOBAL	HOSE I.D. (IN.)	LENGTH (IN.)	"C" CUT-OFF (IN.)	"T" DROP (IN.)	"M" FLANGE DIA. (IN.)
8GS-8FL22M	G20302-0808	½	3.78	2.30	0.35	1.19
12GS-12FL22M	G20302-1212	¾	5.16	3.15	0.43	1.50
12GS-16FL22M*	G20302-1216	¾	5.24	3.23	0.55	1.75
16GS-16FL22M*	G20302-1616	1	6.10	3.87	0.55	1.75
16GS-20FL22M*	G20302-1620	1	6.61	4.37	0.59	2.00
20GS-20FL22M*	G20302-2020	1 ¼	7.01	4.21	0.59	2.00
20GS-24FL22M*	G20302-2024	1 ¼	7.32	4.52	0.71	2.38

*-16FL Max W.P. 5,000 psi; -20FL Max. W.P. 4,000 psi; -24FL Max W.P. 3,000psi.

O-Ring Flange 30° Bent Tube

CODE 61

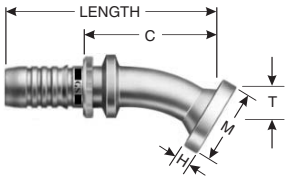

SPECIFICATIONS

PRODUCT I.D. #	PRODUCT I.D. GLOBAL	HOSE I.D. (IN.)	LENGTH (IN.)	"C" CUT-OFF (IN.)	"T" DROP (IN.)	"M" FLANGE DIA. (IN.)
8GS-12FL30M	G20304-0812	½	3.94	2.46	0.63	1.50
12GS-12FL30M	G20304-1212	¾	5.08	3.07	0.63	1.50
12GS-16FL30M*	G20304-1216	¾	4.76	2.76	0.75	1.75
16GS-16FL30M*	G20304-1616	1	6.02	3.80	0.75	1.75
16GS-20FL30M*	G20304-1620	1	6.54	4.29	0.87	2.00
20GS-20FL30M*	G20304-2020	1 ¼	6.93	4.13	0.87	2.00
20GS-24FL30M*	G20304-2024	1 ¼	7.17	4.37	1.18	2.38

*-16FL Max W.P. 5,000 psi; -20FL Max. W.P. 4,000 psi; -24FL Max W.P. 3,000psi.

O-Ring Flange 45° Bent Tube

CODE 61

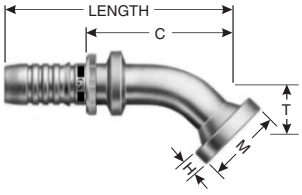

SPECIFICATIONS

PRODUCT I.D. #	PRODUCT I.D. GLOBAL	HOSE I.D. (IN.)	LENGTH (IN.)	"C" CUT-OFF (IN.)	"T" DROP (IN.)	"M" FLANGE DIA. (IN.)
6GS-8FL45M	G20307-0608	⅜	3.66	2.25	0.75	1.19
8GS-8FL45M	G20307-0808	½	3.70	2.22	0.75	1.19
8GS-12FL45M	G20307-0812	½	3.98	2.50	1.02	1.50
10GS-10FLK45-026	G20307-1010	⅝	4.76	2.78	1.02	1.35
10GS-12FL45M	G20307-1012	⅝	5.00	3.02	1.02	1.50
12GS-12FL45M	G20307-1212	¾	4.88	2.87	1.02	1.50
12GS-16FL45S*	G20307-1216	¾	4.96	2.95	1.10	1.75
16GS-16FL45M*	G20307-1616	1	5.79	3.57	1.26	1.75
16GS-20FL45M*	G20307-1620	1	6.22	3.97	1.50	2.00
20GS-16FL45M*	G20307-2016	1 ¼	6.42	3.62	1.26	1.75
20GS-20FL45S*	G20306-2020	1 ¼	6.69	3.89	1.26	2.00
20GS-24FL45S*	G20306-2024	1 ¼	6.93	4.13	1.50	2.38

*-16FL Max W.P. 5,000 psi; -20FL Max. W.P. 4,000 psi; -24FL Max W.P. 3,000psi.

O-Ring Flange 60° Bent Tube

CODE 61

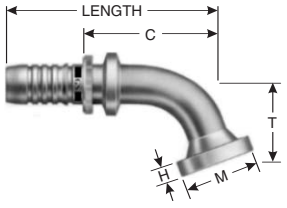

SPECIFICATIONS

PRODUCT I.D. #	PRODUCT I.D. GLOBAL	HOSE I.D. (IN.)	LENGTH (IN.)	"C" CUT-OFF (IN.)	"T" DROP (IN.)	"M" FLANGE DIA. (IN.)
8GS-8FL60M	G20309-0808	½	3.70	2.22	.75	1.19
12GS-12FL60M	G20309-1212	¾	5.39	3.39	1.46	1.50
12GS-16FL60M*	G20309-1216	¾	5.35	3.35	1.73	1.75
16GS-16FL60M*	G20309-1616	1	6.18	3.97	1.73	1.75
16GS-20FL60M*	G20309-1620	1	6.18	3.94	2.17	2.00
20GS-20FL60M*	G20309-2020	1 ¼	7.36	4.56	2.17	2.00
20GS-24FL60M*	G20309-2024	1 ¼	7.68	4.88	2.52	2.38

*-16FL Max W.P. 5,000 psi; -20FL Max. W.P. 4,000 psi; -24FL Max W.P. 3,000psi.

O-Ring Flange 67 ½° Bent Tube

CODE 61

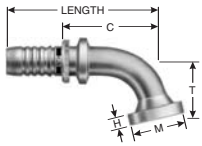

SPECIFICATIONS

PRODUCT I.D. #	PRODUCT I.D. GLOBAL	HOSE I.D. (IN.)	LENGTH (IN.)	"C" CUT-OFF (IN.)	"T" DROP (IN.)	"M" FLANGE DIA. (IN.)
12GS-12FL67M	G20311-1212	¾	5.20	3.19	1.65	1.50
12GS-16FL67M*	G20311-1216	¾	5.08	3.07	2.01	1.75
16GS-16FL67M*	G20311-1616	1	5.94	3.71	2.01	1.75
16GS-20FL67M*	G20311-1620	1	5.83	3.59	2.52	2.00
20GS-20FL67M*	G20311-2020	1 ¼	7.01	4.21	2.52	2.00

*-16FL Max W.P. 5,000 psi; -20FL Max. W.P. 4,000 psi.

O-Ring Flange 90° Bent Tube

CODE 61

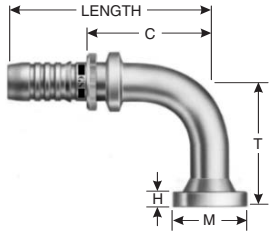

SPECIFICATIONS

PRODUCT I.D. #	PRODUCT I.D. GLOBAL	HOSE I.D. (IN.)	LENGTH (IN.)	"C" CUT-OFF (IN.)	"T" DROP (IN.)	"M" FLANGE DIA. (IN.)
6GS-8FL90M	G20315-0608	⅜	3.43	2.02	1.57	1.19
8GS-8FL90M	G20315-0808	½	3.46	1.99	1.57	1.19
8GS-8FL90L	G20316-0808	½	3.46	1.99	3.27	1.19
8GS-12FL90M	G20315-0812	½	3.46	1.98	2.28	1.50
10GS-10FLK90-055	G20315-1010	⅝	2.35	2.17	4.33	1.35
10GS-12FL90M	G20315-1012	⅝	4.33	2.35	2.28	1.50
12GS-8FL90-050	G20314-1208	¾	4.80	2.80	1.97	1.19
12GS-10FLK90-055	G20315-1210	¾	2.64	2.17	4.65	1.35
12GS-12FL90M	G20315-1212	¾	4.41	2.40	2.28	1.50
12GS-12FL90-100	G20317-1212	¾	4.80	2.80	3.94	1.50
12GS-12FL90-125	G20318-1212	¾	4.80	2.80	4.92	1.50
12GS-16FL90S*	G20314-1216	¾	4.41	2.40	2.40	1.75
12GS-16FL90M*	G20315-1216	¾	5.04	3.03	2.76	1.75
12GS-20FL90-054*	G20314-1220	¾	5.16	3.15	2.13	2.00
16GS-16FL90S*	G20314-1616	1	5.31	3.09	2.40	1.75
16GS-16FL90M*	G20315-1616	1	5.31	3.09	2.76	1.75
16GS-16FL90-120*	G20317-1616	1	5.28	3.04	4.72	1.75
16GS-20FL90S*	G20314-1620	1	5.28	3.02	2.68	2.00
16GS-20FL90M*	G20315-1620	1	5.28	2.99	3.54	2.00
16GS-24FL90S*	G20314-1624	1	5.28	3.04	3.19	2.38
16GS-24FL90M*	G20315-1624	1	5.71	3.47	2.36	2.38
20GS-16FL90M*	G20315-2016	1 ¼	6.30	3.50	2.76	1.75
20GS-20FL90S*	G20314-2020	1 ¼	6.50	3.70	2.68	2.00
20GS-20FL90M*	G20315-2020	1 ¼	6.50	3.70	3.54	2.00
20GS-20FL90-168*	G20317-2020	1 ¼	6.54	3.74	6.61	2.00
20GS-24FL90S*	G20314-2024	1 ¼	6.50	3.70	3.19	2.38
20GS-24FL90-118*	G20315-2024	1 ¼	6.50	3.70	4.65	2.38

*-16FL Max W.P. 5,000 psi; -20FL Max. W.P. 4,000 psi; -24FL Max W.P. 3,000psi.

O-Ring Flange 110° Bent Tube

CODE 61

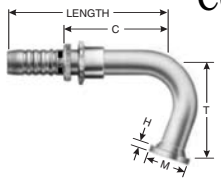

SPECIFICATIONS

PRODUCT I.D. #	PRODUCT I.D. GLOBAL	HOSE I.D. (IN.)	LENGTH (IN.)	"C" CUT-OFF (IN.)	"T" DROP (IN.)	"M" FLANGE DIA. (IN.)
12GS-12FL110-064	G20325-1212	¾	5.16	3.15	2.52	1.50
16GS-16FL110-073*	G20325-1616	1	5.83	3.61	2.87	1.75
20GS-20FL110-080*	G20325-2020	1 ¼	7.13	4.33	3.15	2.00
20GS-24FL110-080*	G20325-2024	1 ¼	7.13	4.33	3.15	2.38

*-16FL Max W.P. 5,000 psi; -20FL Max. W.P. 4,000 psi; -24FL Max W.P. 3,000psi.

O-Ring Flange Heavy – Straight

CODE 62

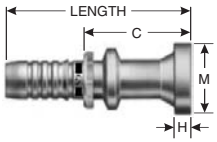

SPECIFICATIONS

PRODUCT I.D. #	PRODUCT I.D. GLOBAL	HOSE I.D. (IN.)	LENGTH (IN.)	"C" CUT-OFF (IN.)	"M" FLANGE DIA. (IN.)
8GS-8FLH	G20350-0808	½	3.66	2.19	1.25
8GS-12FLH	G20350-0812	½	3.66	2.19	1.63
10GS-8FLH	G20350-1008	⅝	4.29	2.31	1.25
10GS-12FLH	G20350-1012	⅝	4.29	2.31	1.63
12GS-12FLH	G20350-1212	¾	4.49	2.48	1.63
12GS-16FLH	G20350-1216	¾	4.49	2.48	1.88
16GS-12FLH	G20350-1612	1	5.08	2.86	1.63
16GS-16FLH	G20350-1616	1	4.92	2.70	1.88
16GS-20FLH	G20350-1620	1	4.92	2.69	2.13
20GS-16FLH	G20350-2016	1 ¼	6.42	3.62	1.88
20GS-20FLH	G20350-2020	1 ¼	5.75	2.95	2.13
20GS-24FLH	G20350-2024	1 ¼	6.30	3.50	2.50

O-Ring Flange 22 ½° Bent Tube

CODE 62

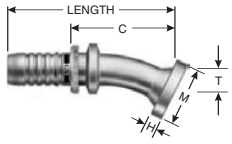

SPECIFICATIONS

PRODUCT I.D. #	PRODUCT I.D. GLOBAL	HOSE I.D. (IN.)	LENGTH (IN.)	"C" CUT-OFF (IN.)	"T" DROP (IN.)	"M" FLANGE DIA. (IN.)
16GS-16FLH22M	G20352-1616	1	6.10	3.88	0.55	1.88
20GS-20FLH22M	G20352-2020	1 ¼	7.32	4.52	0.59	2.13
20GS-24FLH22M	G20352-2024	1 ¼	7.40	4.60	0.71	2.50

O-Ring Flange 30° Bent Tube

CODE 62

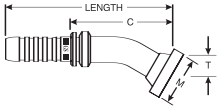

SPECIFICATIONS

PRODUCT I.D. #	PRODUCT I.D. GLOBAL	HOSE I.D. (IN.)	LENGTH (IN.)	"C" CUT-OFF (IN.)	"T" DROP (IN.)	"M" FLANGE DIA. (IN.)
16GS-16FLH30M	G20354-1616	1	6.02	3.80	0.75	1.88
20GS-20FLH30M	G20354-2020	1 ¼	7.24	4.44	0.87	2.13
20GS-24FLH30M	G20354-2024	1 ¼	7.24	4.44	1.18	2.50

O-Ring Flange 45° Bent Tube

CODE 62

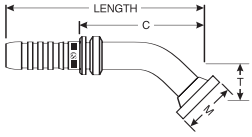

SPECIFICATIONS

PRODUCT I.D.	PRODUCT I.D. GLOBAL	HOSE I.D. (IN.)	LENGTH (IN.)	"C" CUT-OFF (IN.)	"T" DROP (IN.)	"M" FLANGE DIA, (IN.)
8GS-8FLH45M	G20357-0808	½	3.70	2.22	0.75	1.25
8GS-12FLH45M	G20357-0812	½	3.98	2.50	1.02	1.63
10GS-12FLH45M	G20357-1012	⅝	5.00	3.02	1.02	1.63
12GS-12FLH45M	G20357-1212	¾	4.88	2.87	1.02	1.63
12GS-16FLH45M	G20357-1216	¾	5.12	3.11	1.26	1.88
16GS-16FLH45M	G20357-1616	1	5.79	3.57	1.26	1.88
16GS-20FLH45M	G20357-1620	1	6.22	3.98	1.50	2.13
20GS-20FLH45M	G20357-2020	1 ¼	6.93	4.13	1.50	2.13
20GS-24FLH45M	G20357-2024	1 ¼	6.83	4.13	1.73	2.50

O-Ring Flange 60° Bent Tube

CODE 62

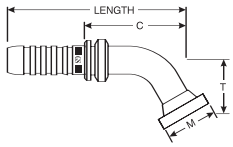

SPECIFICATIONS

PRODUCT I.D. #	PRODUCT I.D. GLOBAL	HOSE I.D. (IN.)	LENGTH (IN.)	"C" CUT-OFF (IN.)	"T" DROP (IN.)	"M" FLANGE DIA. (IN.)
12GS-12FLH60M	G20359-1212	¾	5.39	3.39	1.46	1.63
12GS-16FLH60M	G20359-1216	¾	5.35	3.35	1.73	1.88
16GS-16FLH60M	G20359-1616	1	6.18	3.97	1.73	1.88
20GS-20FLH60M	G20359-2020	1 ¼	7.32	4.52	2.17	2.13
20GS-24FLH60M	G20359-2024	1 ¼	7.64	4.84	2.52	2.50

O-Ring Flange – 67° Bent Tube

CODE 62

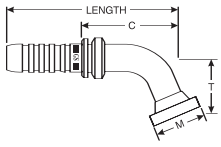

SPECIFICATIONS

PRODUCT I.D. #	PRODUCT I.D. GLOBAL	HOSE I.D. (IN.)	LENGTH (IN.)	"C" CUT-OFF (IN.)	"T" DROP (IN.)	"M" FLANGE DIA. (IN.)
16GS-16FLH67M	G20360-1616	1	5.94	3.71	2.01	1.88

O-Ring Flange 90° Bent Tube

CODE 62

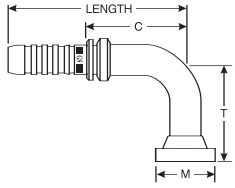

SPECIFICATIONS

PRODUCT I.D. #	PRODUCT I.D. GLOBAL	HOSE I.D. (IN.)	LENGTH (IN.)	"C" CUT-OFF (IN.)	"T" DROP (IN.)	"M" FLANGE DIA. (IN.)
8GS-8FLH90M	G20365-0808	½	3.46	1.99	1.57	1.25
8GS-8FLH90-080	G20366-0808	½	3.46	1.99	3.15	1.25
8GS-12FLH90M	G20365-0812	½	3.46	1.99	2.28	1.63
10GS-8FLH90M	G20365-1008	⅝	4.45	2.47	1.57	1.25
10GS-12FLH90M	G20365-1012	⅝	4.33	2.35	2.28	1.63
12GS-12FLH90M	G20365-1212	¾	4.41	2.40	2.28	1.63
12GS-16FLH90M	G20365-1216	¾	5.20	3.19	2.76	1.88
16GS-12FLH90M	G20365-1612	1	5.31	3.09	2.28	1.63
16GS-16FLH90S	G20364-1616	1	5.31	3.09	2.40	1.88
16GS-16FLH90M	G20365-1616	1	5.31	3.09	2.76	1.88
16GS-16FLH90-120	G20366-1616	1	5.28	3.02	4.72	1.88
16GS-20FLH90S	G20364-1620	1	5.28	3.02	2.68	2.13
16GS-20FLH90M	G20365-1620	1	5.28	3.02	3.54	2.13
16GS-24FLH90S	G20364-1624	1	5.28	3.04	3.19	2.50
20GS-16FLH90S	G20364-2016	1 ¼	6.30	3.50	2.40	1.88
20GS-16FLH90M	G20365-2016	1 ¼	6.30	3.50	2.76	1.88
20GS-16FLH90-100	G20366-2016	1 ¼	6.30	3.50	3.94	1.88
20GS-20FLH90-076	G20364-2020	1 ¼	6.50	3.70	2.99	2.13
20GS-20FLH90M	G20365-2020	1 ¼	6.50	3.70	3.54	2.00
20GS-20FLH90-120	G20366-2020	1 ¼	6.50	3.70	4.72	2.13
20GS-24FLH90S	G20364-2024	1 ¼	6.50	3.70	3.19	2.50

O-Ring Flange Straight

CATERPILLAR STYLE

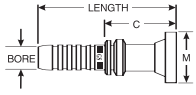

SPECIFICATIONS

PRODUCT I.D. #	PRODUCT I.D. GLOBAL	HOSE I.D. (IN.)	LENGTH (IN.)	"C" CUT-OFF (IN.)	"M" FLANGE DIA. (IN.)
12GS-12FLC	G20400-1212	¾	5.71	3.70	1.63
12GS-16FLC	G20400-1216	¾	5.71	3.70	1.88
16GS-16FLC	G20400-1616	1	6.10	3.87	1.88
16GS-20FLC	G20400-1620	1	6.10	3.87	2.13
20GS-20FLC	G20400-2020	1 ¼	7.36	4.56	2.13
20GS-24FLC	G20400-2024	1 ¼	7.36	4.56	2.50

O-Ring Flange 22 ½° Bent Tube

CATERPILLAR STYLE

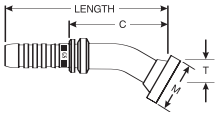

SPECIFICATIONS

PRODUCT I.D.		HOSE I.D. (IN.)	LENGTH (IN.)	"C" CUT-OFF (IN.)	"T" DROP (IN.)	"M" FLANGE DIA. (IN.)
	GLOBAL					
12GS-12FLC22-016	G20402-1212	¾	3.62	0.63	5.63	1.63
16GS-16FLC22-017	G20402-1616	1	3.78	0.67	6.02	1.88
16GS-20FLC22-017	G20402-1620	1	3.78	0.67	6.02	2.13
20GS-20FLC22-017	G20402-2020	1 ¼	4.48	0.67	7.28	2.13
20GS-24FLC22-017	G20402-2024	1 ¼	4.48	0.67	7.28	2.50

O-Ring Flange 30° Bent Tube

CATERPILLAR STYLE

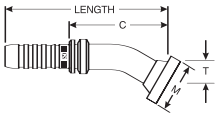

SPECIFICATIONS

PRODUCT I.D.		HOSE I.D. (IN.)	LENGTH (IN.)	"C" CUT-OFF (IN.)	"T" DROP (IN.)	"M" FLANGE DIA. (IN.)
	GLOBAL					
12GS-12FLC30-022	G20404-1212	¾	3.50	0.87	5.51	1.63
12GS-16FLC30-022	G20404-1216	¾	3.54	0.87	5.55	1.88
16GS-16FLC30-023	G20404-1616	1	3.69	0.91	5.94	1.88
16GS-20FLC30-023	G20404-1620	1	3.69	0.91	5.94	2.13
20GS-20FLC30-024	G20404-2020	1 ¼	4.41	0.94	7.20	2.13
20GS-24FLC30-024	G20404-2024	1 ¼	4.41	0.94	7.20	2.50

O-Ring Flange 45° Bent Tube

CATERPILLAR STYLE

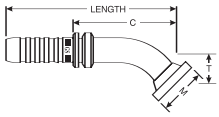

SPECIFICATIONS

PRODUCT I.D.		HOSE I.D. (IN.)	LENGTH (IN.)	"C" CUT-OFF (IN.)	"T" DROP (IN.)	"M" FLANGE DIA. (IN.)
	GLOBAL					
12GS-12FLC45-035	G20407-1212	¾	5.24	3.23	1.38	1.63
12GS-16FLC45-035	G20407-1216	¾	5.24	3.23	1.38	1.88
16GS-16FLC45-037	G20407-1616	1	5.63	3.40	1.46	1.88
16GS-20FLC45-037	G20407-1620	1	5.63	3.40	1.46	2.13
20GS-20FLC45-037	G20407-2020	1 ¼	6.93	4.13	1.46	2.13
20GS-24FLC45-037	G20407-2024	1 ¼	6.93	4.13	1.46	2.50

O-Ring Flange 60° Bent Tube

CATERPILLAR STYLE

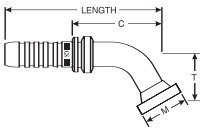

SPECIFICATIONS

PRODUCT I.D.		HOSE I.D. (IN.)	LENGTH (IN.)	"C" CUT-OFF (IN.)	"T" DROP (IN.)	"M" FLANGE DIA. (IN.)
	GLOBAL					
12GS-16FLC60-048	G20409-1216	¾	5.75	3.74	1.89	1.88
16GS-16FLC60-050	G20409-1616	1	6.42	4.17	1.97	1.88
16GS-20FLC60-050	G20409-1620	1	6.42	4.17	1.97	2.13
20GS-20FLC60-052	G20409-2020	1 ¼	7.80	5.00	2.05	2.13
20GS-24FLC60-052	G20409-2024	1 ¼	7.80	5.00	2.05	2.50

O-Ring Flange 67 ½° Bent Tube

CATERPILLAR STYLE

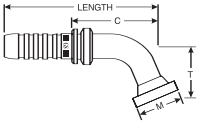

SPECIFICATIONS

PRODUCT I.D.		HOSE I.D. (IN.)	LENGTH (IN.)	"C" CUT-OFF (IN.)	"T" DROP (IN.)	"M" FLANGE DIA. (IN.)
	GLOBAL					
16GS-16FLC67-057	G20410-1616	1	6.14	3.90	2.24	1.88
16GS-20FLC67-057	G20410-1620	1	6.14	3.90	2.24	2.13
20GS-20FLC67-059	G20410-2020	1 ¼	7.52	4.72	2.32	2.13
20GS-24FLC67-059	G20410-2024	1 ¼	7.52	4.72	2.32	2.50

GATES GLOBALSPIRAL (GS) COUPLINGS

O-Ring Flange 90° Bent Tube

CATERPILLAR STYLE

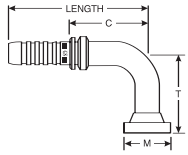

SPECIFICATIONS

PRODUCT I.D.		HOSE I.D. (IN.)	LENGTH (IN.)	"C" CUT-OFF (IN.)	"T" DROP (IN.)	"M" FLANGE DIA. (IN.)
	GLOBAL					
12GS-12FLC90-068	G20415-1212	¾	4.92	2.91	2.68	1.63
12GS-12FLC90-128	G20416-1212	¾	4.61	2.60	5.04	1.63
12GS-16FLC90-068	G20415-1216	¾	4.61	2.60	2.68	1.88
16GS-16FLC90-074	G20415-1616	1	5.16	2.92	2.91	1.88
16GS-16FLC90-132	G20416-1616	1	5.16	2.92	5.20	1.88
16GS-20FLC90-074	G20415-1620	1	5.16	2.92	2.91	2.13
20GS-20FLC90-077	G20415-2020	1 ¼	6.50	3.74	3.03	2.13
20GS-24FLC90-077	G20415-2024	1 ¼	6.50	3.74	3.03	2.50

Hose Length – Extender Straight

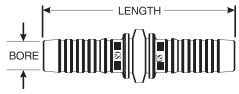

SPECIFICATIONS

PRODUCT I.D.		HOSE I.D. (IN.)	LENGTH (IN.)
	GLOBAL		
8GS-8HLE	G20535-0808	½	3.70

Hose Length – Extender 90° Bent Tube

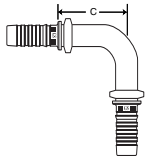

SPECIFICATIONS

PRODUCT I.D.		HOSE I.D. (IN.)	LENGTH (IN.)	"C" CUT-OFF (IN.)
	GLOBAL			
8GS-8HLE90-086	G20537-0808	½	3.39	1.91
12GS-12HLE90-112	G20537-1212	¾	4.39	2.38
16GS-16HLE90-127	G20537-1616	1	5.00	2.76

Press-Lok™ Straight

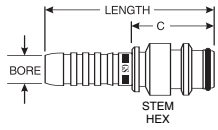

SPECIFICATIONS

PRODUCT I.D.		HOSE I.D. (IN.)	LENGTH (IN.)	"C" CUT-OFF (IN.)	STEM HEX (IN.)
	GLOBAL				
12GS-12PL	G20530-1212	¾	3.66	1.65	1 3⁄16
16GS-16PL	G20530-1616	1	4.13	1.89	N/A
20GS-20PL	G20530-2020	1 ¼	4.92	2.12	1 ⅞

-12PL maximum dynamic WP 3,100 psi, -16PL maximum dynamic WP 2,400 psi, -20PL maximum dynamic WP 1,800 psi

Fits Stecko mining couplings

Male O-Ring Face Seal Solid Male

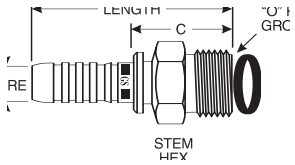

SPECIFICATIONS

PRODUCT I.D.		HOSE I.D. (IN.)	THREAD SIZE (IN.)	LENGTH (IN.)	"C" CUT-OFF (IN.)	STEM HEX (IN.)
	GLOBAL					
6GS-6MFFOR	G20225-0606	3/8	11/16 - 16	2.52	1.11	3/4
8GS-8MFFOR	G20225-0808	1/2	13/16 - 16	2.68	1.20	7/8
12GS-12MFFOR	G20225-1212	3/4	1 3/16 - 12	3.50	1.50	1 1/4
12GS-16MFFOR	G20225-1216	3/4	1 7/16 - 12	3.74	1.73	1 5/8
16GS-16MFFOR	G20225-1616	1	1 7/16 - 12	4.02	1.78	1 5/8
20GS-20MFFOR	G20225-2020	1 1/4	1 11/16 - 12	4.72	1.93	1 13/16

Utilizes new SAE J1453 captive O-Ring groove for improved O-Ring retention. Metric hex per ISO 8434-3

Female Flat Face Swivel – Straight

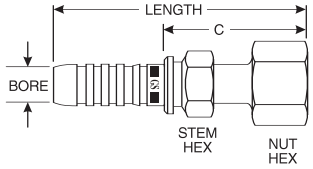

SPECIFICATIONS

PRODUCT I.D.		HOSE I.D. (IN.)	THREAD SIZE (IN.)	LENGTH (IN.)	"C" CUT-OFF (IN.)	STEM HEX (IN.)	NUT HEX (IN.)
	GLOBAL						
6GS-6FFORX	G20230-0606	3/8	11/16 - 16	2.72	1.31	7/8	7/8
6GS-8FFORX	G20230-0608	3/8	13/16 - 16	2.83	1.43	7/8	15/16
8GS-8FFORX	G20230-0808	1/2	13/16 - 16	2.87	1.40	3/4	15/16
8GS-10FFORX	G20230-0810	1/2	1 - 14	3.07	1.59	15/16	1 3/16
8GS-12FFORX	G20230-0812	1/2	1 3/16 - 12	3.11	1.63	1 1/16	1 7/16
10GS-10FFORX	G20230-1010	5/8	1 - 14	3.70	1.72	1	1 3/16
12GS-10FFORX	G20230-1210	3/4	1 - 14	3.82	1.81	1	1 3/16
12GS-12FFORX	G20230-1212	3/4	1 3/16 - 12	3.90	1.89	1 1/8	1 7/16
12GS-16FFORX	G20230-1216	3/4	1 7/16 - 12	4.06	2.05	1 3/8	1 5/8
16GS-16FFORX	G20230-1616	1	1 7/16 - 12	4.36	2.14	1 3/8	1 5/8
16GS-20FFORX	G20230-1620	1	1 11/16 - 12	4.36	2.14	1 39/64	1 31/32
20GS-20FFORX	G20230-2020	1 1/4	1 11/16 - 12	5.04	2.24	1 31/32	1 31/32

Metric hex wrench flats per ISO 8434-3

Female Flat Face Swivel 45° Bent Tube

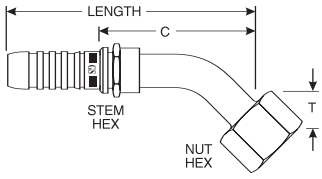

SPECIFICATIONS

PRODUCT I.D.		HOSE I.D. (IN.)	THREAD SIZE (IN.)	LENGTH (IN.)	"C" CUT-OFF (IN.)	"T" DROP (IN.)	STEM HEX (IN.)	NUT HEX (IN.)
	GLOBAL							
6GS-6FFORX45S	G20234-0606	3/8	11/16 - 16	3.23	1.82	0.43	7/8	7/8
6GS-8FFORX45S	G20234-0608	3/8	13/16 - 16	3.66	1.82	0.59	7/8	15/16
8GS-8FFORX45S	G20234-0808	1/2	13/16 - 16	3.70	2.22	0.59	3/4	15/16
8GS-10FFORX45S	G20234-0810	1/2	1 - 14	3.90	2.42	0.63	1 1/16	1 3/32
10GS-10FFORX45S	G20234-1010	5/8	1 - 14	4.37	2.39	0.63	1 3/16	1 3/16
12GS-12FFORX45S	G20234-1212	3/4	1 3/16 - 12	4.92	2.91	0.83	1 1/4	1 7/16
12GS-16FFORX45S	G20234-1216	3/4	1 7/16 - 12	5.39	3.39	0.94	1 1/4	1 5/8
16GS-16FFORX45S	G20234-1616	1	1 7/16 - 12	5.67	3.46	0.94	1 39/64	1 5/8
16GS-20FFORX45S	G20234-1620	1	1 11/16 - 12	6.46	4.24	0.98	1 39/64	1 31/32
20GS-20FFORX45S-032	G20234-2020	1 1/4	1 11/16 - 12	7.09	4.29	1.26	1 39/64	1 31/32

Metric hex wrench flats per ISO 8434-3

Female Flat Face Swivel 90° Bent Tube

SPECIFICATIONS

PRODUCT I.D.		HOSE I.D. (IN.)	THREAD SIZE (IN.)	LENGTH (IN.)	"C" CUT-OFF (IN.)	"T" DROP (IN.)	STEM HEX (MM)	NUT HEX (IN.)
	GLOBAL							
6GS-6FFORX90S	G20239-0606	3/8	11/16 - 16	3.07	1.66	0.91	22.0	7/8
6GS-6FFORX90L	G20241-0606	3/8	11/16 - 16	3.35	1.93	2.13	22.0	7/8
6GS-8FFORX90M	G20240-0608	3/8	13/16 - 16	3.35	1.93	1.61	22.0	15/16
8GS-8FFORX90S	G20239-0808	1/2	13/16 - 16	3.39	1.91	1.14	19.1	15/16
8GS-8FFORX90L	G20241-0808	1/2	13/16 - 16	3.39	1.91	3.27	27.0	15/16
8GS-10FFORX90M	G20240-0810	1/2	1 - 14	3.98	2.50	1.85	24.0	1 3/16
8GS-12FFORX90S	G20239-0812	1/2	1 3/16 - 12	4.21	2.50	2.74	27.0	1 7/16
10GS-10FFORX90M	G20240-1010	5/8	1 - 14	4.21	2.20	1.85	25.4	1 3/16
10GS-10FFORX90L	G20241-1010	5/8	1 - 14	4.45	2.44	2.76	25.4	1 3/16
12GS-10FFORX90S	G20239-1210	3/4	1 - 14	4.37	2.36	1.26	25.4	1 3/16
12GS-12FFORX90S	G20239-1212	3/4	1 3/16 - 12	5.04	3.03	1.89	32.0	1 7/16
12GS-12FFORX90M	G20240-1212	3/4	1 3/16 - 12	5.04	3.03	2.28	32.0	1 7/16
12GS-12FFORX90L	G20241-1212	3/4	1 3/16 - 12	5.04	3.03	3.78	32.0	1 7/16
12GS-16FFORX90S	G20239-1216	3/4	1 7/16 - 12	5.39	3.39	2.20	32.0	1 5/8
12GS-16FFORX90L	G20241-1216	3/4	1 7/16 - 12	5.39	3.39	4.49	32.0	1 5/8
16GS-16FFORX90S	G20239-1616	1	1 7/16 - 12	5.67	3.45	2.20	35.0	1 5/8
16GS-16FFORX90M	G20240-1616	1	1 7/16 - 12	5.67	3.45	2.80	35.0	1 5/8
16GS-16FFORX90L	G20241-1616	1	1 7/16 - 12	5.67	3.45	4.49	35.0	1 5/8
16GS-20FFORX90S	G20239-1620	1	1 11/16 - 12	6.06	3.84	2.52	41.0	1 31/32
16GS-20FFORX90M	G20240-1620	1	1 11/16 - 12	6.05	3.83	3.07	41.0	1 31/32
20GS-20FFORX90S	G20239-2020	1 1/4	1 11/16 - 12	6.77	3.97	2.52	50.0	1 31/32
20GS-20FFORX90M	G20240-2020	1 1/4	1 11/16 - 12	6.77	3.97	3.07	50.0	1 31/32
20GS-20FFORX90L	G20241-2020	1 1/4	1 11/16 - 12	6.77	3.97	5.08	50.0	1 31/32

Metric hex wrench flats per ISO 8434-3

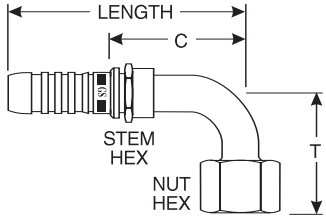

Female Flat Face Swivel 135° Bent Tube

SPECIFICATIONS

PRODUCT I.D.		HOSE I.D. (IN.)	THREAD SIZE (IN.)	LENGTH (IN.)	"C" CUT-OFF (IN.)	"T" DROP (IN.)	STEM HEX (MM)	NUT HEX (IN.)
	GLOBAL							
12GS-16FFORX135	G20248-1216	3/4	1 7/16 - 12	3.39	1.48	3.28	27.0	24.0

Female Komatsu Swivel Straight

SPECIFICATIONS

PRODUCT I.D.		HOSE I.D. (IN.)	THREAD SIZE (IN.)	LENGTH (IN.)	"C" CUT-OFF (IN.)	STEM HEX (MM.)	NUT HEX (MM)
	GLOBAL						
8GS-8FKX	G20910-0808	1/2	M22 x 1.5	2.93	1.46	22.2	27.0
10GS-10FKX	G20910-1010	5/8	M24 x 1.5	3.74	1.76	30.0	32.0
12GS-12FKX	G20910-1212	3/4	M30 x 1.5	4.00	2.00	28.6	36.0
16GS-16FKX	G20910-1616	1	M33 x 1.5	4.51	2.29	31.8	41.0

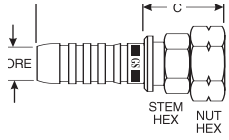

Female Japanese Industrial Standard 30° Flare Swivel

SPECIFICATIONS

PRODUCT I.D.		HOSE I.D. (IN.)	THREAD SIZE (IN.)	LENGTH (IN.)	"C" CUT-OFF (IN.)	STEM HEX (MM)	NUT HEX (MM)
	GLOBAL						
12GS-12FJISX	G20930-1212	3/4	3/4 - 14	3.87	1.86	32.0	36.0
12GS-16FJISX	G20930-1616	1	1 - 11	4.25	2.03	41.0	41.0

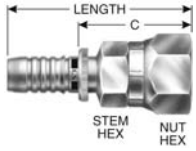

Male Kobelco Fitting

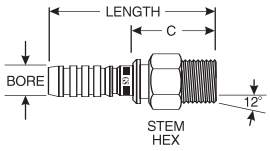

SPECIFICATIONS

PRODUCT I.D.		HOSE I.D. (IN.)	THREAD SIZE	LENGTH (IN.)	"C" CUT-OFF (IN.)	STEM HEX (MM)
	GLOBAL					
12GS-22MKB	G20735-1222	¾	M30 x 1.5	3.35	1.34	36.0
12GS-28MKB	G20735-1228	¾	M36 x 1.5	3.62	1.61	41.0
16GS-28MKB	G20735-1628	1	M36 x 1.5	3.98	1.74	50.0
16GS-35MKB	G20735-1635	1	M45 x 1.5	3.74	1.50	50.0

Male Parallel Pipe

BRITISH STANDARD

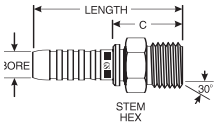

SPECIFICATIONS

PRODUCT I.D.		HOSE I.D. (IN.)	THREAD SIZE (IN.)	LENGTH (IN.)	"C" CUT-OFF (IN.)	STEM HEX (MM)
	GLOBAL					
12GS-12MBSPP	G20810-1212	¾	¾ - 14	3.35	1.37	32.0
16GS-16MBSPP	G20810-1616	1	1 - 11	3.86	1.62	41.0
20GS-20MBSPP	G20810-2020	1 ¼	1 ¼ - 11	4.65	1.85	50.0

Parallel Pipe – Female O-Ring Swivel

BRITISH STANDARD

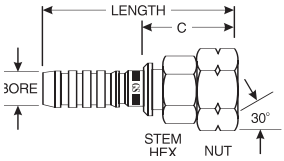

SPECIFICATIONS

PRODUCT I.D.		HOSE I.D. (IN.)	THREAD SIZE (IN.)	LENGTH (IN.)	"C" CUT-OFF (IN.)	NUT HEX (MM)
	GLOBAL					
6GS-6FBSPORX	G20830-0606	⅜	⅜ - 19	2.34	0.93	22.0
8GS-8FBSPORX	G20830-0808	½	½ - 14	2.40	0.93	27.0
12GS-12FBSPORX	G20830-1212	¾	¾ - 14	3.35	1.34	32.0
16GS-16FBSPORX	G20830-1616	1	1 - 11	3.74	1.52	41.0
20GS-20FBSPORX	G20830-2020	1 ¼	1 ¼ - 11	4.59	1.79	50.0

Parallel Pipe – Female O-Ring Swivel 45° Bent Tube

BRITISH STANDARD

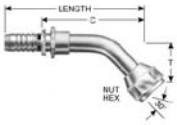

SPECIFICATIONS

PRODUCT I.D.		HOSE I.D. (IN.)	THREAD SIZE (IN.)	LENGTH (IN.)	"C" CUT-OFF (IN.)	"T" DROP (IN.)	NUT HEX (IN.)
	GLOBAL						
6GS-6FBSPORX45M	G20831-0606	⅜	⅜ - 19	3.27	1.86	0.61	⅞
12GS-12FBSPORX45M	G20831-1212	¾	¾ - 14	5.29	3.28	1.11	1 ¼
16GS-16FBSPORX45M	G20831-1616	1	1 - 11	6.12	3.90	1.22	1 ½
20GS-20FBSPORX45M	G20831-2020	1 ¼	1 ¼ - 11	7.52	4.72	1.48	1 ⅞

Parallel Pipe – Female O-Ring Swivel 90° Bent Tube

BRITISH STANDARD

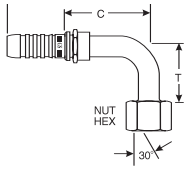

SPECIFICATIONS

PRODUCT I.D.		HOSE I.D. (IN.)	THREAD SIZE (IN.)	LENGTH (IN.)	"C" CUT-OFF (IN.)	"T" DROP (IN.)	NUT HEX (IN.)
	GLOBAL						
6GS-6FBSPORX90M	G20832-0606	⅜	⅜ - 19	3.07	1.66	1.26	22.2
8GS-8FBSPORX90M	G20832-0808	½	½ - 14	3.46	1.99	1.48	27.0
12GS-12FBSPORX90M	G20832-1212	¾	¾ - 14	4.86	2.85	2.36	32.0
16GS-16FBSPORX90M	G20832-1616	1	1 - 11	5.81	3.59	2.76	41.0
20GS-20FBSPORX90M	G20832-2020	1 ¼	1 ¼ - 11	7.11	4.31	3.15	50.0

Female DIN 24° Cone Swivel Light Series With O-Ring Straight

SPECIFICATIONS

PRODUCT I.D.		HOSE I.D. (IN.)	THREAD SIZE (IN.)	LENGTH (IN.)	"C" CUT-OFF (IN.)	NUT HEX (MM)
	GLOBAL					
6GS-12FDLORX	G20645-0612	⅜	M18 x 1.5	2.87	1.46	22.0
8GS-15FDLORX	G20645-0815	½	M22 x 1.5	2.87	1.40	27.0
10GS-18FDLORX	G20645-1018	⅝	M26 x 1.5	3.61	1.63	32.0
12GS-22FDLORX	G20645-1222	¾	M30 x 2.0	3.82	1.81	36.0
12GS-28FDLORX	G20645-1228	¾	M36 x 2.0	3.90	1.89	41.0
16GS-28FDLORX	G20645-1628	1	M36 x 2.0	4.13	1.91	41.0

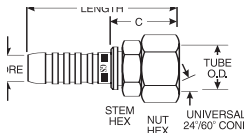

Female DIN 24° Cone Swivel Light Series With O-Ring 90° Bent Tube

SPECIFICATIONS

PRODUCT I.D.		HOSE I.D. (IN.)	THREAD SIZE (IN.)	LENGTH (IN.)	"C" CUT-OFF (IN.)	"T" DROP (IN.)	NUT HEX (MM)
	GLOBAL						
12GS-22FDLORX90M	G20655-1222	¾	M30 X 2.0	4.86	2.86	2.44	36.0
16GS-28FDLORX90M	G20655-1628	1	M36 x 2.0	5.82	2.71	2.76	41.0

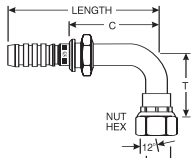

Male DIN 24° Cone Heavy Series Straight

SPECIFICATIONS

PRODUCT I.D.		HOSE I.D. (IN.)	THREAD SIZE (IN.)	LENGTH (IN.)	"C" CUT-OFF (IN.)	NUT HEX (MM)
	GLOBAL					
12GS-20MDH	G20715-1220	¾	M20 x 1.5	3.35	1.34	30.0
12GS-25MDH	G20715-1225	¾	M36 x 2.0	3.50	1.49	41.0
16GS-30MDH	G20715-1630	1	M42 x 2.0	3.90	1.66	46.0
20GS-38MDH	G20715-2038	1 ¼	M52 x 2.0	4.84	2.04	55.0



Female DIN 24° Cone Swivel With O-Ring Heavy Series Straight

SPECIFICATIONS

PRODUCT I.D.		HOSE I.D. (IN.)	THREAD SIZE (IN.)	LENGTH (IN.)	"C" CUT-OFF (IN.)	NUT HEX (MM)
	GLOBAL					
6GS-14FDHORX	G20720-0614	⅜	M22 x 1.5	2.97	1.56	27.0
8GS-14FDHORX	G20720-0814	½	M22 x 1.5	3.01	1.53	27.0
8GS-16FDHORX	G20720-0816	½	M24 x 1.5	3.11	1.63	30.0
10GS-20FDHORX	G20720-1020	⅝	M30 x 2.0	3.94	1.96	36.0
10GS-25FDHORX	G20720-1025	⅝	M36 x 2.0	4.09	2.11	46.0
12GS-20FDHORX	G20720-1220	¾	M30 x 2.0	4.06	2.05	36.0
12GS-25FDHORX	G20720-1225	¾	M36 x 2.0	4.23	2.22	46.0
16GS-25FDHORX	G20720-1625	1	M36 x 2.0	4.57	2.35	46.0
16GS-30FDHORX	G20720-1630	1	M42 x 2.0	4.65	2.43	50.0
20GS-38FDHORX	G20720-2038	1 ¼	M52 x 2.0	5.71	2.91	60.0

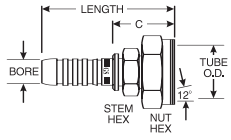

Female DIN 24° Cone Swivel With O-Ring 45° Bent Tube Heavy Series

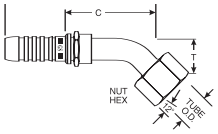

SPECIFICATIONS

PRODUCT I.D.		HOSE I.D. (IN.)	THREAD SIZE (IN.)	LENGTH (IN.)	"C" CUT-OFF (IN.)	"T" DROP (IN.)	NUT HEX (MM)
	GLOBAL						
8GS-	G20725-0816	½	M24 x 1.5	3.70	2.23	0.85	30.0
12GS-	G20725-1225	¾	M36 x 2.0	5.31	3.30	1.22	46.0
20GS-	G20725-2038	1 ¼	M52 x 2.0	7.72	4.92	1.67	60.0

Female DIN 24° Cone Swivel With O-Ring 90° Bent Tube Heavy Series

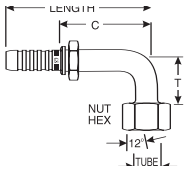

SPECIFICATIONS

PRODUCT I.D.		HOSE I.D. (IN.)	THREAD SIZE (IN.)	LENGTH (IN.)	"C" CUT-OFF (IN.)	"T" DROP (IN.)	NUT HEX (MM)
	GLOBAL						
8GS-16FDHORX90M	G20730-0816	½	M24 x 1.5	3.39	1.91	1.73	30.0
10GS-20FDHORX90M	G20730-1020	⅝	M30 x 2.0	4.43	2.45	2.01	36.0
12GS-20FDHORX90M	G20730-1220	¾	M30 x 2.0	4.86	2.85	2.44	36.0
12GS-25FDHORX90M	G20730-1225	¾	M36 x 2.0	4.86	2.85	2.52	46.0
16GS-30FDHORX90M	G20730-1630	1	M42 x 2.0	5.81	3.59	2.99	50.0
20GS-38FDHORX90	G20730-2038	1 ¼	M52 x 2.0	7.11	4.31	3.43	60.0

Gates PCM Couplings and Ferrules for G6K and C13 Hose Ferrules

(PCM will be replaced w/Gates GS couplings in the future)

SPECIFICATIONS

PRODUCT I.D.		HOSE I.D. (IN.)	THREAD SIZE (IN.)	BORE (IN.)
	AUTOMOTIVE REFERENCE #			
20PCM-2F	83405	1 ¼	2.82	2.39
24PCM-2F	83402	1 ½	3.50	2.76
32PCM-2F	83403	2	3.68	3.44

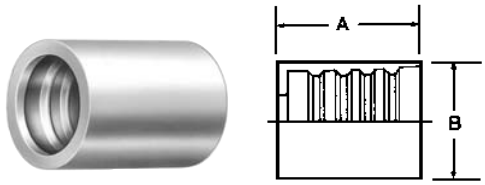

NPTF Solid Male

SPECIFICATIONS

PRODUCT I.D.		HOSE I.D. (IN.)	THREAD SIZE (IN.)	BORE (IN.)	STEM HEX (IN.)	LENGTH (IN.)	"C" CUT-OFF (IN.)
	AUTOMOTIVE REFERENCE #						
20PCM-20MP	83313	1 ¼	1 ¼ - 11 ½	1.06	1 13/16	4.93	2.18
24PCM-24MP	83314	1 ½	1 ½ - 11 ½	1.23	2	5.76	2.23
32PCM-32MP	83315	2	2 - 11 ½	1.63	2 ½	6.21	2.38

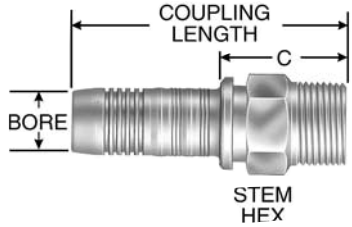

Male JIC 37° Flare

SPECIFICATIONS

PRODUCT I.D.		HOSE I.D. (IN.)	THREAD SIZE (IN.)	BORE (IN.)	STEM HEX (IN.)	LENGTH (IN.)	"C" CUT-OFF (IN.)
	AUTOMOTIVE REFERENCE #						
20PCM-20MJ	83323	1 ¼	1 5/8 - 12	1.06	1 13/16	4.86	2.11
24PCM-24MJ	83324	1 ½	1 7/8 - 12	1.23	2	5.84	2.32
32PCM-32MJ	83325	2	2 ½ - 12	1.63	2 ½	6.56	2.73

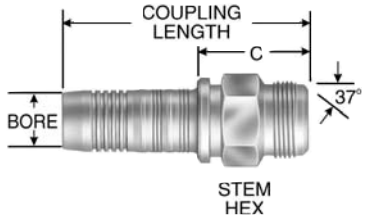

Female JIC 37° Flare Swivel

SPECIFICATIONS

PRODUCT I.D.		HOSE I.D. (IN.)	THREAD SIZE (IN.)	BORE (IN.)	NUT HEX (IN.)	STEM HEX (IN.)	LENGTH (IN.)	"C" CUT-OFF (IN.)
	AUTOMOTIVE REFERENCE #							
20PCM-20FJX	83327	1 ¼	1 5/8 - 12	1.06	2	1 13/16	5.24	2.49
24PCM-24FJX	83328	1 ½	1 7/8 - 12	1.23	2 3/8	2	6.24	2.72
32PCM-32FJX	83329	2	2 ½ - 12	1.63	3	2 ½	7.00	3.14

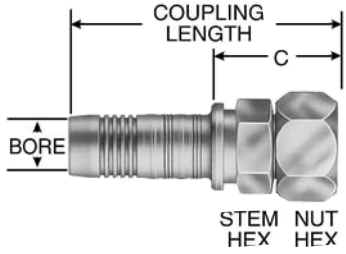

Female JIC 37° Flare Swivel 90° Bent Tube

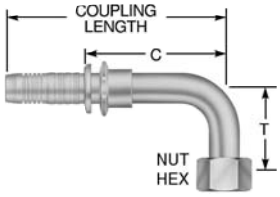

SPECIFICATIONS

PRODUCT I.D.		HOSE I.D. (IN.)	THREAD SIZE (IN.)	NUT HEX (IN.)	"T" DROP (IN.)	LENGTH (IN.)	"C" CUT-OFF (IN.)
	AUTOMOTIVE REFERENCE #						
20PCM-20FJX90M	83438	1 ¼	1 ⅝ - 12	2	3 ½	7.86	5.11

Female MegaSeal Swivel

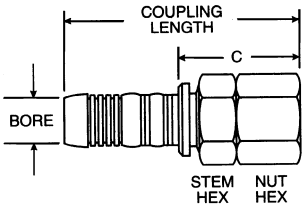

SPECIFICATIONS

PRODUCT I.D.		HOSE I.D. (IN.)	THREAD SIZE (IN.)	BORE (IN.)	NUT HEX (IN.)	STEM HEX (IN.)	LENGTH (IN.)	"C" CUT-OFF (IN.)
	AUTOMOTIVE REFERENCE #							
20PCM-20FMX	83556	1 ¼	1 ⅝ - 12	1.062	2	1 13⁄16	5.31	2.56

Hose Length Extender

SPECIFICATIONS

PRODUCT I.D.		HOSE I.D. (IN.)	LENGTH (IN.)
	FERRULE PART #		
20PCM-20HLE	83488	1 ¼	-
24PCM-24HLE	83562	1 ½	-
32PCM-32HLE	83489	2	-

Hose Length Extender 90°

SPECIFICATIONS

PRODUCT I.D.		HOSE I.D. (IN.)
	AUTOMOTIVE REFERENCE #	
20PCM-20HLE90	2	1 ¼

O-Ring Flange Straight

Code 61 And Code 62 – SAE J518

SPECIFICATIONS

PRODUCT I.D.		HOSE I.D. (IN.)	NOMINAL FLANGE SIZE (IN.)	"M" FLANGE DIAMETER (IN.)	LENGTH (IN.)	"C" CUT-OFF (IN.)
	AUTOMOTIVE REFERENCE #					
CODE 61						
20PCM-20FL†	83336	1 ¼	1 ¼	2.00	5.75	3.00
24PCM-24FL†	83338	1 ½	1 ½	2.38	7.15	3.52
24PCM-32FL*	83254	1 ½	2	3.13	7.15	3.62
32PCM-32FL†	83339	2	2	2.81	8.00	4.18
CODE 62						
20PCM-16FLH	83237	1 ¼	1	1.88	6.75	4.00
20PCM-20FLH	83345	1 ¼	1 ¼	2.13	5.75	3.00
20PCM-24FLH	83346	1 ¼	1 ½	2.50	6.25	3.50
24PCM-24FLH	83347	1 ½	1 ½	2.50	7.15	3.65
24PCM-32FLH	83348	1 ½	2	3.13	7.70	4.17
32PCM-32FLH	83349	2	2	3.13	8.00	4.17

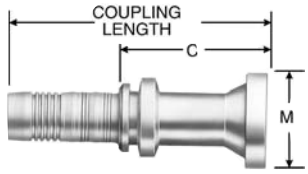

Flange halves, O-Rings, and kits available
* K=Komatsu style flange

† -16FL maximum 5,000 psi; -20FL maximum 4,000 psi; -24FL and -32FL maximum 3,000 psi

O-Ring Flange 22 ½°

Code 62 – SAE J518

SPECIFICATIONS

PRODUCT I.D.		HOSE I.D. (IN.)	NOMINAL FLANGE SIZE (IN.)	"M" FLANGE DIAMETER (IN.)	"T" DROP (IN.)	LENGTH (IN.)	"C" CUT-OFF (IN.)
	AUTOMOTIVE REFERENCE #						
20PCM-20FLH22	83350	1 ¼	1 ¼	2.13	0.61	7.19	4.44
20PCM-24FLH22	83351	1 ¼	1 ½	2.50	0.68	7.37	4.62
24PCM-24FLH22	83384	1 ½	1 ½	2.50	0.80	8.98	5.45

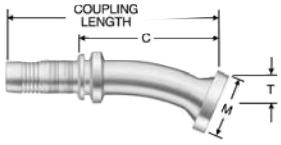

O-Ring Flange 30°

Code 61 And Code 62 SAE J518

SPECIFICATIONS

PRODUCT I.D.		HOSE I.D. (IN.)	NOM. FLG. SIZE (IN.)	"M" FLANGE DIAMETER (IN.)	"T" DROP (IN.)	LENGTH (IN.)	"C" CUT-OFF (IN.)
	AUTOMOTIVE REFERENCE #						
CODE 61							
20PCM-20FL30†	83408	1 ¼	1 ¼	2.00	0.88	7.12	4.37
24PCM-24FL30†	83409	1 ½	1 ½	2.38	1.11	8.87	5.34
CODE 62							
20PCM-20FLH30*	83379	1 ¼	1 ¼	2.13	0.88	7.13	4.38
20PCM-24FLH30*	83276	1 ¼	½	2.50	0.97	7.29	4.54
24PCM-24FLH30*	83380	1 ½	1 ½	2.50	1.11	8.87	5.34
32PCM-32FLH30†	83381	2	2	3.13	1.57	1.04	6.63

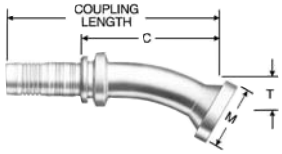

Flange halves, O-Rings, and kits available
* Check for availability

† -16FL maximum 5,000 psi; -20FL maximum 4,000 psi; -24FL and -32FL maximum 3,000 psi

O-Ring Flange 45°

Code 61 And Code 62
SAE J518

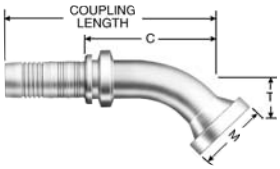

Flange halves, O-Rings, and kits available

* K=Komatsu style flange

† -16FL maximum 5,000 psi; -20FL maximum 4,000 psi; -24FL and -32FL maximum 3,000 psi

SPECIFICATIONS

PRODUCT I.D.	AUTOMOTIVE REFERENCE #	HOSE I.D. (IN.)	NOMINAL FLANGE SIZE (IN.)	"M" FLANGE DIAMETER (IN.)	"T" DROP (IN.)	LENGTH (IN.)	"C" CUT-OFF (IN.)
CODE 61							
20PCM-20FL45†	83415	1 ¼	1 ¼	2.00	1.41	6.85	4.10
24PCM-24FL45†	83416	1 ½	1 ½	2.38	1.77	8.52	5.00
24PCM-32FL45	83468	1 ½	2	2.81	1.77	8.52	5.00
32PCM-32FL45†	83417	2	2	2.81	2.51	9.96	6.14
CODE 62							
20PCM-20FLH45	83393	1 ¼	1 ¼	2.13	1.41	6.84	4.09
20PCM-20FLH45L	–	1 ¼	1 ¼	2.13	2.00	7.43	4.68
20PCM-24FLH45	83394	1 ¼	1 ½	2.50	1.55	6.98	4.23
24PCM-24FLH45	83395	1 ½	1 ½	2.50	1.77	8.52	5.00

O-Ring Flange 60°

Code 61 And Code 62
SAE J518

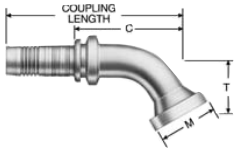

Flange halves, O-Rings, and kits available

* Check for availability

† -16FL maximum 5,000 psi; -20FL maximum 4,000 psi; -24FL and -32FL maximum 3,000 psi

SPECIFICATIONS

PRODUCT I.D.	AUTOMOTIVE REFERENCE #	HOSE I.D. (IN.)	NOMINAL FLANGE SIZE (IN.)	"M" FLANGE DIAMETER (IN.)	"T" DROP (IN.)	LENGTH (IN.)	"C" CUT-OFF (IN.)
CODE 61							
20PCM-20FL60†	83418	1 ¼	1 ¼	2.00	1.98	7.64	4.09
24PCM-24FL60†	83423	1 ½	1 ½	2.38	2.48	9.40	4.97
CODE 62							
20PCM-20FLH60*	83389	1 ¼	1 ¼	2.13	1.98	7.65	4.90
20PCM-24FLH60*	–	1 ¼	1 ½	2.50	2.14	7.75	5.00
24PCM-24FLH60*	83390	1 ½	1 ½	2.50	2.48	9.40	5.88
32PCM-32FLH60*	83391	2	2	3.13	3.43	1.12	7.42

O-Ring Flange 90°

Code 61 And Code 62
SAE J518

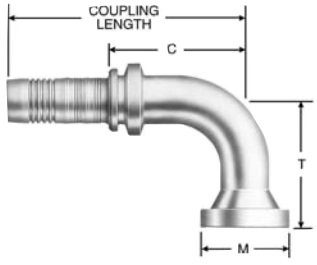

Flange halves, O-Rings, and kits available

* K=Komatsu style flange

† -16FL maximum 5,000 psi; -20FL maximum 4,000 psi; -24FL and -32FL maximum 3,000 psi

SPECIFICATIONS

PRODUCT I.D.	AUTOMOTIVE REFERENCE #	HOSE I.D. (IN.)	NOMINAL FLANGE SIZE (IN.)	"M" FLANGE DIAMETER (IN.)	"T" DROP (IN.)	LENGTH (IN.)	"C" CUT-OFF (IN.)
20PCM-16FL90	83447	1 ¼	1	1.75	2.50	5.90	3.15
20PCM-20FL90†	83412	1 ¼	1 ¼	2.00	3.00	6.39	3.64
24PCM-24FL90†	83413	1 ½	1 ½	2.38	3.68	7.84	4.31
32PCM-32FL90†	83414	2	2	2.81	5.12	9.07	5.24
CODE 62							
20PCM-16FLH90M	83238	1 ¼	1	1.88	2.50	5.90	3.15
20PCM-20FLH90	83373	1 ¼	1 ¼	2.13	3.00	6.39	3.64
20PCM-20FLH90L	83436	1 ¼	1 ¼	2.50	4.75	6.39	3.64
20PCM-20FLH90XL	83437	1 ¼	1 ¼	2.50	6.00	6.39	3.64
20PCM-24FLH90	83374	1 ¼	1 ½	2.50	3.19	6.39	3.64
24PCM-24FLH90	83375	1 ½	1 ½	2.50	3.68	7.84	4.31
24PCM-32FLH90	83424	1 ½	2	3.13	4.00	7.84	4.31
32PCM-32FLH90	83376	2	2	3.13	5.12	9.07	5.24

PCM O-Ring Flanges to Fit Caterpillar Flange Halves

O-Ring Flange Straight

CODE 62 – SAE J518
CATERPILLAR STYLE

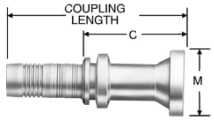

SPECIFICATIONS

PRODUCT I.D.		HOSE I.D. (IN.)	NOMINAL FLANGE SIZE (IN.)	"M" FLANGE DIAMETER (IN.)	BORE (IN.)	LENGTH (IN.)	"C" CUT-OFF (IN.)	FLG. HEAD THICKNESS (IN.)
	AUTOMOTIVE REFERENCE #							
20PCM-20FLC	83432	1 ¼	1 ¼	2.13	1.06	5.75	3.00	0.560
20PCM-24FLC	83433	1 ¼	1 ½	2.50	1.06	6.25	3.50	0.560
24PCM-24FLC	83434	1 ½	1 ½	2.50	1.23	7.15	3.63	0.560
32PCM-32FLC	83435	2	2	3.13	2.68	8.00	4.18	0.560

O-Ring Flange 22 ½°

CODE 62 – SAE J518
CATERPILLAR STYLE

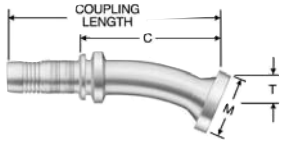

SPECIFICATIONS

PRODUCT I.D.		HOSE I.D. (IN.)	NOMINAL FLANGE SIZE (IN.)	"M" FLANGE DIAMETER (IN.)	"T" DROP (IN.)	LENGTH (IN.)	"C" CUT-OFF (IN.)	FLG. HEAD THICKNESS (IN.)
	AUTOMOTIVE REFERENCE #							
20PCM-20FLC22	83442	1 ¼	1 ¼	2.13	0.66	7.21	4.46	0.560
20PCM-24FLC22	83443	1 ¼	1 ½	2.50	0.66	7.39	4.64	0.560

O-Ring Flange 30°

CODE 62 – SAE J518
CATERPILLAR STYLE

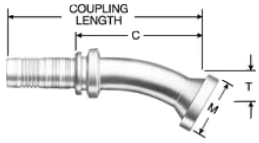

SPECIFICATIONS

PRODUCT I.D.		HOSE I.D. (IN.)	NOMINAL FLANGE SIZE (IN.)	"M" FLANGE DIAMETER (IN.)	"T" DROP (IN.)	LENGTH (IN.)	"C" CUT-OFF (IN.)	FLG. HEAD THICKNESS (IN.)
	AUTOMOTIVE REFERENCE #							
20PCM-20FLC30	83452	1 ¼	1 ¼	2.13	0.92	7.11	4.36	0.560
20PCM-24FLC30	83453	1 ¼	1 ½	2.50	0.92	7.31	4.56	0.560
24PCM-24FLC30	83575	1 ½	1 ½	2.50	0.92	8.92	5.39	0.560

O-Ring Flange 45°

CODE 62 – SAE J518
CATERPILLAR STYLE

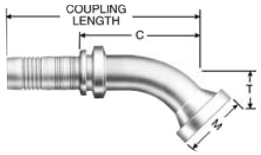

SPECIFICATIONS

PRODUCT I.D.		HOSE I.D. (IN.)	NOMINAL FLANGE SIZE (IN.)	"M" FLANGE DIAMETER (IN.)	"T" DROP (IN.)	LENGTH (IN.)	"C" CUT-OFF (IN.)	FLG. HEAD THICKNESS (IN.)
	AUTOMOTIVE REFERENCE #							
20PCM-20FLC45	83462	1 ¼	1 ¼	2.13	1.46	6.83	4.08	0.560
20PCM-24FLC45	83463	1 ¼	1 ½	2.50	1.46	7.02	4.27	0.560
24PCM-24FLC45	83464	1 ½	1 ½	2.50	1.54	8.62	5.10	0.560
32PCM-32FLC45	83465	2	2	3.13	2.51	9.96	6.14	0.560

O-Ring Flange 60°

CODE 62 – SAE J518
CATERPILLAR STYLE

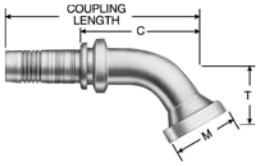

SPECIFICATIONS

PRODUCT I.D.		HOSE I.D. (IN.)	NOMINAL FLANGE SIZE (IN.)	"M" FLANGE DIAMETER (IN.)	"T" DROP (IN.)	LENGTH (IN.)	"C" CUT-OFF (IN.)	FLG. HEAD THICKNESS (IN.)
	AUTOMOTIVE REFERENCE #							
20PCM-20FLC60	83472	1 ¼	1 ¼	2.13	2.03	7.62	4.87	0.560
20PCM-24FLC60	83473	1 ¼	1 ½	2.50	2.03	7.81	5.06	0.560
24PCM-24FLC60	83474	1 ½	1 ½	2.50	2.15	9.58	6.06	0.560

O-Ring Flange 90°

CODE 62 – SAE J518
CATERPILLAR STYLE

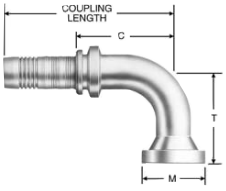

SPECIFICATIONS

PRODUCT I.D.		HOSE I.D. (IN.)	NOMINAL FLANGE SIZE (IN.)	"M" FLANGE DIAMETER (IN.)	"T" DROP (IN.)	LENGTH (IN.)	"C" CUT-OFF (IN.)	FLG. HEAD THICKNESS (IN.)
	AUTOMOTIVE REFERENCE #							
20PCM-20FLC90	83482	1 ¼	1 ¼	2.13	3.02	6.36	3.61	0.560
20PCM-24FLC90	83483	1 ¼	1 ½	2.50	3.02	6.55	3.80	0.560
24PCM-24FLC90	83484	1 ½	1 ½	2.50	3.41	8.10	4.58	0.560
32PCM-32FLC90	83485	2	2	3.13	5.12	9.07	5.24	0.560

Female Flat-Face O-Ring Swivel

SPECIFICATIONS

PRODUCT I.D.		HOSE I.D. (IN.)	THREAD SIZE (IN.)	NUT HEX (IN.)	BORE (IN.)	LENGTH (IN.)	"C" CUT-OFF (IN.)
	AUTOMOTIVE REFERENCE #						
20PCM-20FFORX	83552	1 ¼	1 11/16 - 12	1 7/8	1.06	5.09	2.34

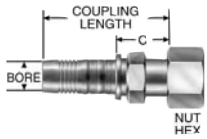

Female Flat-Face O-Ring Swivel 90°

SPECIFICATIONS

PRODUCT I.D.		HOSE I.D. (IN.)	THREAD SIZE (IN.)	NUT HEX (IN.)	BORE (IN.)	LENGTH (IN.)	"C" CUT-OFF (IN.)
	AUTOMOTIVE REFERENCE #						
20PCM-20FFORX90S	83467	1 ¼	1 11/16 - 12	1 3/8	2.51	7.86	5.11

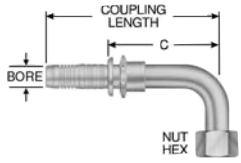

British Standard Pipe Parallel (BSPP) Thread

DIN (Deutsche Industrial Norme)*

Female DIN Swivel Straight Heavy Series

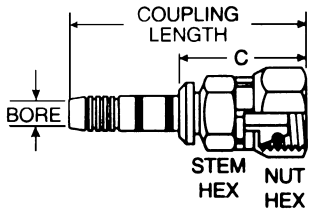

SPECIFICATIONS

PRODUCT I.D.		HOSE I.D. (IN.)	THREAD SIZE (MM.)	DIN TUBE O.D. (MM.)	BORE (IN.)	STEM HEX (MM.)	NUT HEX (MM.)	LENGTH (IN.)	"C" CUT-OFF (IN.)
	AUTOMOTIVE REFERENCE #								
20PCM-38FDHX	83498	1 ¼	M52X2.0	38	1.06	46	60	5.18	2.43

Male DIN Heavy Series

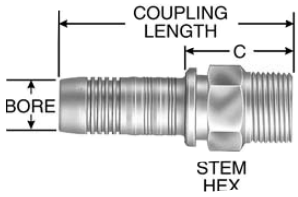

SPECIFICATIONS

PRODUCT I.D.		HOSE I.D. (IN.)	THREAD SIZE (MM.)	TUBE O.D. (MM.)	BORE (IN.)	STEM HEX (MM.)	LENGTH (IN.)	"C" CUT-OFF (IN.)
	AUTOMOTIVE REFERENCE #							
20PCM-38MDH	83147	1 ¼	M52X2.0	38	1.06	55	4.83	2.08

NOTE: Retaining ring and O-Ring for port side use available

Gates PCS Couplings and Ferrules for C12M, GS4, G4K, and G3K Hose

(PCS will be replaced w/Gates GS couplings in the future)

PCS Skive Ferrules

SPECIFICATIONS

PRODUCT I.D.		"A" LENGTH (IN.)	"B" DIA. (IN.)
	AUTOMOTIVE REFERENCE #		
20PCS2F	80756	2.77	2.25
24PCS2F	80757	2.77	2.54
32PCS2F	80758	3.43	3.08

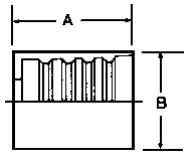

PCS No-Skive Ferrules

SPECIFICATIONS

PRODUCT I.D.		"A" LENGTH (IN.)	"B" DIA. (IN.)
	AUTOMOTIVE REFERENCE #		
20PCS-1F*	81394	2.77	2.43
24PCS-1F	81395	3.50	2.77
32PCS-1F	81396	3.43	3.34

* Labeled for use on M3K also.

NPTF Solid Male

SPECIFICATIONS

PRODUCT I.D.		HOSE I.D. (IN.)	THREAD SIZE (IN.)	STEM HEX (IN.)	BORE (IN.)	LENGTH (IN.)	"C" CUT-OFF (IN.)
	AUTOMOTIVE REFERENCE #						
20PCS-20MP	81408	1 ¼	1 ¼ - 11 ½	1 ¾	1.06	4.98	2.18
24PCS-24MP	81410	1 ½	1 ½ - 11 ½	2	1.28	5.14	2.34
32PCS-32MP	81411	2	2 - 11 ½	2 ½	1.75	5.88	2.33

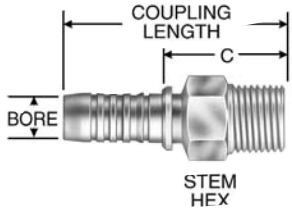

Male JIC 37° Flare

SPECIFICATIONS

PRODUCT I.D.		HOSE I.D. (IN.)	THREAD SIZE (IN.)	STEM HEX (IN.)	BORE (IN.)	LENGTH (IN.)	"C" CUT-OFF (IN.)
	AUTOMOTIVE REFERENCE #						
20PCS-16MJ	81425	1 ¼	1 5⁄16 - 12	1 ¾	1.06	4.86	2.06
20PCS-20MJ	81424	1 ¼	1 ⅝ - 12	1 ¾	1.06	4.91	2.11
24PCS-24MJ	81409	1 ½	1 ⅞ - 12	2	1.29	5.04	2.24
32PCS-32MJ	81437	2	2 ½ - 12	2.63	1.75	6.14	2.59

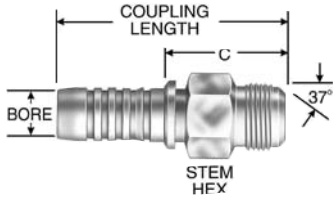

O-Ring Boss Solid Male

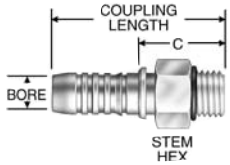

SPECIFICATIONS

PRODUCT I.D.		HOSE I.D. (IN.)	THREAD SIZE (IN.)	BORE (IN.)	STEM HEX (IN.)	LENGTH (IN.)	"C" CUT-OFF (IN.)
	AUTOMOTIVE REFERENCE #						
20PCS-20MB	81416	1 ¼	1 ⅝ - 12	1.06	1 ⅞	4.37	1.57

Female JIC 37° Flare Swivel

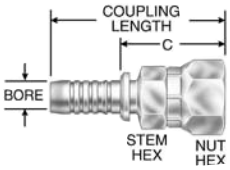

SPECIFICATIONS

PRODUCT I.D.		HOSE I.D. (IN.)	THREAD SIZE (IN.)	BORE (IN.)	NUT HEX (IN.)	STEM HEX (IN.)	LENGTH (IN.)	"C" CUT-OFF (IN.)
	AUTOMOTIVE REFERENCE #							
20PCS-16FJX	81399	1 ¼	1 5/16 - 12	1.06	1 ½	1 ¾	4.96	2.16
20PCS-20FJX	81432	1 ¼	1 ⅝ - 12	1.06	2	1 ¾	5.29	2.49
24PCS-24FJX	81440	1 ½	1 ⅞ - 12	1.28	2 ⅜	2	5.42	2.62
24PCS-32FJX	81439	1 ½	2 ½ - 12	1.28	3	2 ½	5.87	3.07
32PCS-32FJX	81442	2	2 ½ - 12	1.75	3	2 ½	6.58	3.03

Female JIC 37° Flare Swivel 45° Bent Tube

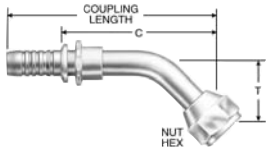

SPECIFICATIONS

PRODUCT I.D.		HOSE I.D. (IN.)	THREAD SIZE (IN.)	NUT HEX (IN.)	"T" DROP (IN.)	LENGTH (IN.)	"C" CUT-OFF (IN.)
	AUTOMOTIVE REFERENCE #						
20PCS-20FJX45	81562	1 ¼	1 ⅝ - 12	2	1.60	8.15	5.35
24PCS-24FJX45M	81307	1 ½	1 ⅞ - 12	2 ⅜	2.00	9.02	6.22

Female JIC 37° Flare Swivel 90° Bent Tube

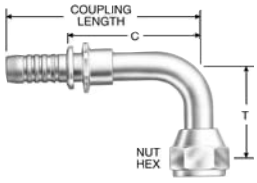

SPECIFICATIONS

PRODUCT I.D.		HOSE I.D. (IN.)	THREAD SIZE (IN.)	NUT HEX (IN.)	"T" DROP (IN.)	LENGTH (IN.)	"C" CUT-OFF (IN.)
	AUTOMOTIVE REFERENCE #						
20PCS-20FJX90S	81369	1 ¼	1 ⅝ - 12	2	3.00	6.16	3.36
20PCS-20FJX90M	81452	1 ¼	1 ⅝ - 12	2	5.00	6.16	3.36

Female MegaSeal Swivel

SPECIFICATIONS

PRODUCT I.D.		HOSE I.D. (IN.)	THREAD SIZE (IN.)	BORE (IN.)	NUT HEX (IN.)	STEM HEX (IN.)	LENGTH (IN.)	"C" CUT-OFF (IN.)
	AUTOMOTIVE REFERENCE #							
20PCS-20FMX	81544	1 ¼	1 ⅝ - 12	1.06	2	1 13/16	5.36	2.56

High performance JIC seal design.

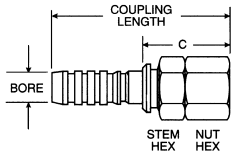

O-Ring Flange Straight

(CODE 61 - SAE J518)

SPECIFICATIONS

PRODUCT I.D.		HOSE I.D. (IN.)	NOM. FLG. SIZE (IN.)	"M" FLANGE DIAMETER (IN.)	LENGTH (IN.)	"C" CUT-OFF (IN.)
	AUTOMOTIVE REFERENCE #					
20PCS-16FL	81454	1 ¼	1	1.75	5.08	2.28
20PCS-20FL	81461	1 ¼	1 ¼	2.00	5.71	2.91
20PCS-24FL	81462	1 ¼	1 ½	2.38	5.71	2.91
24PCS-20FL	81441	1 ½	1 ¼	2.81	5.71	2.92
24PCS-24FL	81463	1 ½	1 ½	2.38	5.79	2.99
24PCS-32FL	81464	1 ½	2	2.81	5.79	2.99
32PCS-32FL	81465	2	2	2.81	6.08	2.54

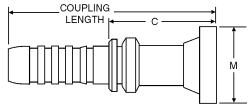

O-Ring Flange 22 ½°

CODE 61 – SAE J518

SPECIFICATIONS

PRODUCT I.D.		HOSE I.D. (IN.)	NOM. FLG. SIZE (IN.)	"M" FLANGE DIAMETER (IN.)	"T" DROP (IN.)	LENGTH (IN.)	"C" CUT-OFF (IN.)
	AUTOMOTIVE REFERENCE #						
20PCS-20FL22	81472	1 ¼	1 ¼	2.00	0.50	5.86	3.06
20PCS-24FL22	81473	1 ¼	1 ½	2.38	0.50	5.86	3.06
24PCS-24FL22	81474	1 ½	1 ½	2.38	0.63	6.28	3.48
24PCS-32FL22	–	1 ½	2	2.81	0.63	6.28	3.48
32PCS-32FL22	81475	2	2	2.81	0.88	8.00	4.46

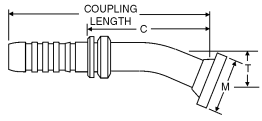

O-Ring Flange 30°

CODE 61 – SAE J518

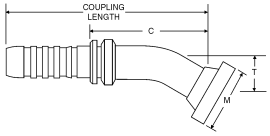

SPECIFICATIONS

PRODUCT I.D.		HOSE I.D. (IN.)	NOM. FLG. SIZE (IN.)	"M" FLANGE DIAMETER (IN.)	"T" DROP (IN.)	LENGTH (IN.)	"C" CUT-OFF (IN.)
	AUTOMOTIVE REFERENCE #						
20PCS-20FL30	81482	1 ¼	1 ¼	2.00	0.72	6.04	3.24
20PCS-24FL30	81483	1 ¼	1 ½	2.38	0.72	6.04	3.70
24PCS-24FL30	81484	1 ½	1 ½	2.38	0.88	6.50	3.70
24PCS-32FL30	81318	1 ½	2	2.81	0.88	6.50	3.70
32PCS-32FL30	81485	2	2	2.81	1.25	8.23	4.68

Flange halves, O-Rings, and kits available

O-Ring Flange 45°

CODE 61 – SAE J518

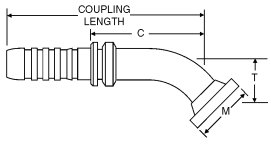

SPECIFICATIONS

PRODUCT I.D.		HOSE I.D. (IN.)	NOM. FLG. SIZE (IN.)	"M" FLANGE DIAMETER (IN.)	"T" DROP (IN.)	LENGTH (IN.)	"C" CUT-OFF (IN.)
	AUTOMOTIVE REFERENCE #						
20PCS-16FL45	81488	1 ¼	1	1.75	1.12	5.91	3.11
20PCS-20FL45	81493	1 ¼	1 ¼	2.00	1.27	6.41	3.61
20PCS-24FL45	81494	1 ¼	1 ½	2.38	1.27	6.41	3.61
24PCS-20FL45	81498	1 ½	1 ¼	2.00	1.27	6.51	3.71
24PCS-24FL45	81495	1 ½	1 ½	2.38	1.44	7.03	4.23
24PCS-32FL45	81496	1 ½	2	2.81	1.44	7.03	4.23
32PCS-24FL45	81499	2	1 ½	2.38	3.12	7.42	3.88
32PCS-32FL45	81497	2	2	2.81	2.00	8.52	4.98

Flange halves, O-Rings, and kits available

O-Ring Flange 60°

CODE 61 – SAE J518

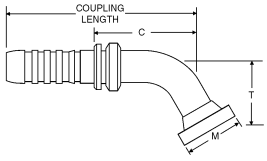

SPECIFICATIONS

PRODUCT I.D.		HOSE I.D. (IN.)	NOM. FLG. SIZE (IN.)	"M" FLANGE DIAMETER (IN.)	"T" DROP (IN.)	LENGTH (IN.)	"C" CUT-OFF (IN.)
	AUTOMOTIVE REFERENCE #						
20PCS-20FL60L	81597	1 ¼	1 ¼	2.00	2.56	6.93	4.13
20PCS-20FL60	81506	1 ¼	1 ¼	2.00	1.66	6.22	3.42
20PCS-24FL60	81507	1 ¼	1 ½	2.38	1.66	6.22	3.42
24PCS-24FL60	81508	1 ½	1 ½	2.38	2.00	6.73	3.93
24PCS-32FL60	81509	1 ½	2	2.81	2.00	6.73	3.93
32PCS-32FL60	81510	2	2	2.81	2.88	9.02	5.48

Flange halves, O-Rings, and kits available

O-Ring Flange 67 ½°

CODE 61 – SAE J518

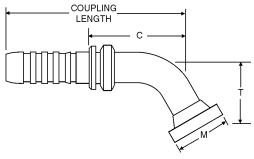

SPECIFICATIONS

PRODUCT I.D.		HOSE I.D. (IN.)	NOM. FLG. SIZE (IN.)	"M" FLANGE DIAMETER (IN.)	"T" DROP (IN.)	LENGTH (IN.)	"C" CUT-OFF (IN.)
	AUTOMOTIVE REFERENCE #						
20PCS-20FL67	81518	1 ¼	1 ¼	2.00	1.90	6.19	3.39
20PCS-24FL67	81519	1 ¼	1 ½	2.38	1.90	6.19	3.39
24PCS-16FL67	81523	1 ½	1	1.75	1.75	5.93	3.13
24PCS-24FL67	81520	1 ½	1 ½	2.38	2.00	6.69	3.89
24PCS-32FL67	81521	1 ½	2	2.81	2.00	6.69	3.89
32PCS-32FL67	81522	2	2	2.81	3.25	9.00	5.46

Flange halves, O-Rings, and kits available

O-Ring Flange 90°

CODE 61 – SAE J518

SPECIFICATIONS

PRODUCT I.D.		HOSE I.D. (IN.)	NOM. FLG. SIZE (IN.)	"M" FLANGE DIAMETER (IN.)	"T" DROP (IN.)	LENGTH (IN.)	"C" CUT-OFF (IN.)
	AUTOMOTIVE REFERENCE #						
20PCS-16FL90	81538	1 ¼	1	1.75	3.50	6.16	3.36
20PCS-20FL90	81530	1 ¼	1 ¼	2.00	5.12	6.16	3.36
20PCS-20FL90M	81599	1 ¼	1 ¼	2.00	4.00	6.16	3.36
20PCS-20FL90L	81598	1 ¼	1 ¼	2.00	6.62	6.16	3.36
20PCS-24FL90S	81531	1 ¼	1 ½	2.38	2.81	6.16	3.36
20PCS-24FL90M	81207	1 ¼	1 ½	2.38	4.62	6.16	3.36
24PCS-20FL90	81535	1 ½	1 ¼	2.00	2.81	6.26	3.46
24PCS-24FL90	81532	1 ½	1 ½	2.38	3.12	6.67	3.88
24PCS-24FL90M	81327	1 ½	1 ½	2.38	4.00	6.67	3.88
24PCS-24FL90L	81284	1 ½	1 ½	2.38	5.81	6.67	3.88
24PCS-32FL90	81533	1 ½	2	2.81	3.12	6.67	3.88
24PCS-32FL90M	–	1 ½	2	2.81	4.50	6.67	3.87
24PCS-32FL90L	81329	1 ½	2	2.81	6.75	6.67	3.87
32PCS-24FL90	81536	2	1 ½	2.38	3.12	7.42	3.88
32PCS-32FL90	81534	2	2	2.81	4.50	8.52	4.98
32PCS-32FL90M	81337	2	2	2.81	6.50	8.52	4.98
32PCS-32FL90L	81338	2	2	2.81	8.00	8.52	4.98

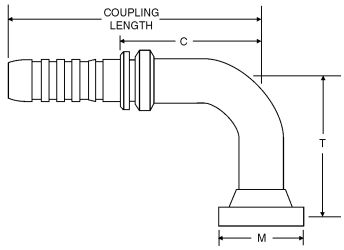

Flange halves, O-Rings, and kits available
* Komatsu style

O-Ring Flange 110°

CODE 61 – SAE J518

SPECIFICATIONS

PRODUCT I.D.		HOSE I.D. (IN.)	NOM. FLG. SIZE (IN.)	"M" FLANGE DIAMETER (IN.)	"T" DROP (IN.)	LENGTH (IN.)	"C" CUT-OFF (IN.)
	AUTOMOTIVE REFERENCE #						
24PCS-24FL110	81548	1 ½	.32	2.38	3.69	7.67	4.87
32PCS-32FL110	81549	2	.38	2.81	5.53	9.81	6.27

Flange halves, O-Rings, and kits available

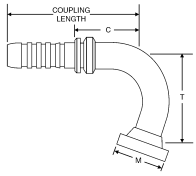

O-Ring Flange 120°

CODE 61 – SAE J518

SPECIFICATIONS

PRODUCT I.D.		HOSE I.D. (IN.)	NOM. FLG. SIZE (IN.)	"M" FLANGE DIAMETER (IN.)	"T" DROP (IN.)	LENGTH (IN.)	"C" CUT-OFF (IN.)
	AUTOMOTIVE REFERENCE #						
24PCS-24FL120	81339	1 ½	1 ½	2.38	4.68	6.99	4.19

Flange halves, O-Rings, and kits available

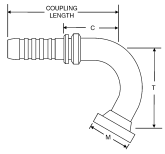

O-Ring Flange 125°

CODE 61 – SAE J518

SPECIFICATIONS

PRODUCT I.D.		HOSE I.D. (IN.)	NOM. FLG. SIZE (IN.)	"M" FLANGE DIAMETER (IN.)	"T" DROP (IN.)	LENGTH (IN.)	"C" CUT-OFF (IN.)
	AUTOMOTIVE REFERENCE #						
32PCS-32FL125	81340	2	2	2.81	5.82	8.15	4.61

Flange halves, O-Rings, and kits available

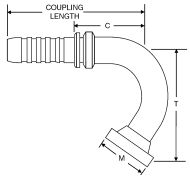

O-Ring Flange Straight

CODE 62 – SAE J518

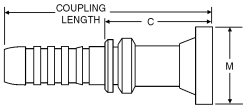

SPECIFICATIONS

PRODUCT I.D.		HOSE I.D. (IN.)	NOM. FLG. SIZE (IN.)	"M" FLANGE DIAMETER (IN.)	LENGTH (IN.)	"C" CUT-OFF (IN.)
	AUTOMOTIVE REFERENCE #					
20PCS-20FLH	81571	1 ¼	1 ¼	2.13	6.15	3.35
20PCS-24FLH	81572	1 ¼	1 ½	2.50	6.28	3.48
24PCS-24FLH	81573	1 ½	1 ½	2.50	6.36	2.80
24PCS-32FLH	81574	1 ½	2	3.13	6.67	2.80
32PCS-32FLH	81575	2	2	3.13	6.96	3.54

Flange halves, O-Rings, and kits available

O-Ring Flange 45°

CODE 62 – SAE J518

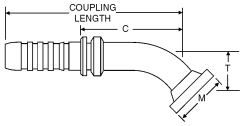

SPECIFICATIONS

PRODUCT I.D.		HOSE I.D. (IN.)	NOM. FLG. SIZE (IN.)	"M" FLANGE DIAMETER (IN.)	"T" DROP (IN.)	LENGTH (IN.)	"C" CUT-OFF (IN.)
	AUTOMOTIVE REFERENCE #						
20PCS-20FLH45	81581	1 ¼	1 ¼	2.13	1.58	6.72	3.92
20PCS-24FLH45	81582	1 ¼	1 ½	2.50	1.67	6.81	4.01
24PCS-24FLH45	81583	1 ½	1 ½	2.50	1.84	7.43	4.63
24PCS-32FLH45	81584	1 ½	2	3.13	2.06	7.65	4.85
32PCS-32FLH45	81585	2	2	3.13	2.62	9.14	5.60

Flange halves, O-Rings, and kits available

O-Ring Flange 90°

CODE 62 – SAE J518

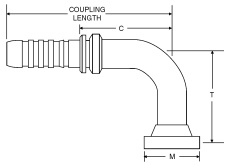

SPECIFICATIONS

PRODUCT I.D.		HOSE I.D. (IN.)	NOM. FLG. SIZE (IN.)	"M" FLANGE DIAMETER (IN.)	"T" DROP (IN.)	LENGTH (IN.)	"C" CUT-OFF (IN.)
	AUTOMOTIVE REFERENCE #						
20PCS-20FLH90	81591	1 ¼	1 ¼	2.13	3.25	6.16	3.36
20PCS-24FLH90	81592	1 ¼	1 ½	2.50	3.38	6.16	3.36
24PCS-24FLH90	81593	1 ½	1 ½	2.50	3.69	6.67	3.88
24PCS-32FLH90	81594	1 ½	2	3.13	4.00	6.67	3.88
32PCS-32FLH90	81595	2	2	3.13	5.38	8.52	4.98

Flange halves, O-Rings, and kits available

Female Flat-Face O-Ring Swivel Straight

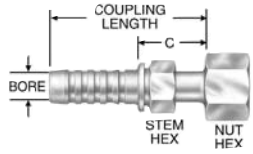

SPECIFICATIONS

PRODUCT I.D.		HOSE I.D. (IN.)	THREAD SIZE (IN.)	BORE (IN.)	NUT HEX (IN.)	STEM HEX (IN.)	LENGTH (IN.)	"C" CUT-OFF (IN.)
	AUTOMOTIVE REFERENCE #							
20PCS-20FFORX	81033	1 ¼	1 11/16 - 12	1.06	1 ⅞	1 ¾	5.17	2.37
24PCS-24FFORX	81034	1 ½	2 - 12	1.28	2 ¼	2	5.17	2.37

Female Flat-Face O-Ring Swivel 45° Bent Tube

SPECIFICATIONS

PRODUCT I.D.		HOSE I.D. (IN.)	THREAD SIZE (IN.)	NUT HEX (IN.)	STEM HEX (IN.)	"T" DROP (IN.)	LENGTH (IN.)	"C" CUT-OFF (IN.)
	AUTOMOTIVE REFERENCE #							
20PCS-20FFORX45	81052	1 ¼	1 11/16 - 12	1 ⅞	1 ¾	1.00	6.92	4.12
24PCS-24FFORX45*	81056	1 ½	2 - 12	2 ¼	2	1.07	7.54	4.74

* Check for availability

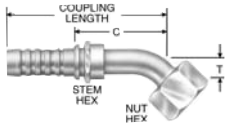

Female Flat-Face O-Ring Swivel 90° Bent Tube

SPECIFICATIONS

PRODUCT I.D.		HOSE I.D. (IN.)	THREAD SIZE (IN.)	NUT HEX (IN.)	STEM HEX (IN.)	"T" DROP (IN.)	LENGTH (IN.)	"C" CUT-OFF (IN.)
	AUTOMOTIVE REFERENCE #							
20PCS-20FFORX90S	81063	1 ¼	1 11/16 - 12	1 ⅞	1 ¾	2.51	6.91	4.11
20PCS-20FFORX90M	81073	1 ¼	1 11/16 - 12	1 ⅞	1 ¾	3.09	6.91	4.11
20PCS-20FFORX90L	81083	1 ¼	1 11/16 - 12	1 ⅞	1 ¾	5.09	6.91	4.11
24PCS-24FFORX90S*	81066	1 ½	2 - 12	2 ¼	2	2.70	7.61	4.81
24PCS-24FFORX90M*	81074	1 ½	2 - 12	2 ¼	2	3.41	7.61	4.81
24PCS-24FFORX90L*	81084	1 ½	2 - 12	2 ¼	2	5.54	7.61	4.81

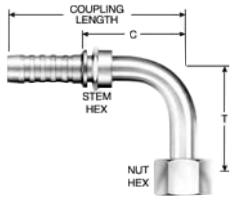

Male Flat-Face O-Ring

SPECIFICATIONS

PRODUCT I.D.		HOSE I.D. (IN.)	THREAD SIZE (IN.)	BORE (IN.)	STEM HEX (IN.)	LENGTH (IN.)	"C" CUT-OFF (IN.)
	AUTOMOTIVE REFERENCE #						
20PCS-20MFFOR	81043	1 ¼	1 11/16 - 12	1.06	1 ¾	4.31	1.51

O-Rings available page 168

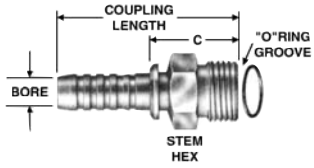

Japanese Komatsu Style Metric PCS Stems

These female swivels have been marked with two small notches on the stem hex to identify them as the Komatsu style. The flanges are marked with the catalog description.

Female Komatsu Swivel Straight

SPECIFICATIONS

PRODUCT I.D.		HOSE I.D. (IN.)	THREAD SIZE (IN.)	BORE (IN.)	NUT HEX (IN.)	STEM HEX (IN.)	LENGTH (IN.)	"C" CUT-OFF (IN.)
	AUTOMOTIVE REFERENCE #							
20PCS-20FKX	80209	1 ¼	M36X1.5	1.06	2	1 ¾	5.52	2.72
24PCS-24FKX	80210	1 ½	M42X1.5	1.28	2 ⅜	2	5.63	2.83

NOTE:
These couplings have a 30° flare seat and look similar to but will not seat with JIC 37° or SAE 45° male thread ends.

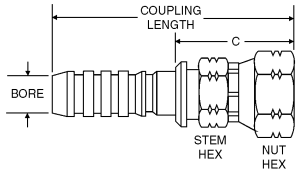

Threads comply with Japanese industrial standard B 0207. The thread is specified as having nominal sizes of 18, 22, 24, 30, 33, 36 or 42mm. with a 1.5mm. thread pitch.

British Standard Pipe Parallel (BSPP) Thread

Male BSPP Straight

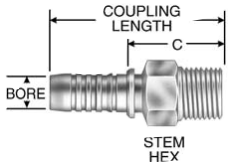

SPECIFICATIONS

PRODUCT I.D.		HOSE I.D. (IN.)	THREAD SIZE (IN.)	BORE (IN.)	STEM HEX (IN.)	LENGTH (IN.)	"C" CUT-OFF (IN.)
	AUTOMOTIVE REFERENCE #						
20PCS-20MBSPP	81334	1 ¼	1 ¼ - 11	1.06	1 ¾	4.60	1.80
24PCS-24MBSPP	81335	1 ½	1 ½ - 11	1.28	2 ⅛	4.74	1.94
32PCS-32MBSPP	81336	2	2 - 11	1.75	2 ¾	5.80	2.25

NOTE: Retaining ring and O-Ring for port side use available

Female BSPP Swivel Straight

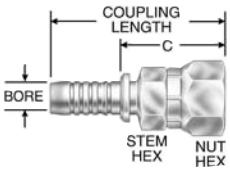

SPECIFICATIONS

PRODUCT I.D.		HOSE I.D. (IN.)	THREAD SIZE (IN.)	BORE (IN.)	NUT HEX (IN.)	STEM HEX (IN.)	LENGTH (IN.)	"C" CUT-OFF (IN.)
	AUTOMOTIVE REFERENCE #							
20PCS-16FBSPPX	81115	1 ¼	1 - 11	1.06	1 ½	1 ½	4.83	2.03
20PCS-20FBSPPX	81116	1 ¼	1 ¼ - 11	1.06	1 ⅞	1 ¾	4.90	2.10
24PCS-24FBSPPX	81117	1 ½	1 ½ - 11	1.28	2 ¼	2	5.40	2.60
32PCS-32FBSPPX	81118	2	2 - 11	1.75	3	2 ½	6.63	3.08

DIN (Deutsche Industrial Norme)*

Male DIN – Heavy Series

* Some OEM DIN fittings have O-Rings
The Gates DIN fittings are designed to work as replacements and do not have O-Rings

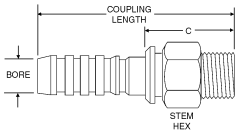

SPECIFICATIONS

PRODUCT I.D.		HOSE I.D. (IN.)	THREAD SIZE (MM)	DIN TUBE O.D. (MM)	BORE (IN.)	STEM HEX (MM)	LENGTH (IN.)	"C" CUT-OFF (IN.)
	AUTOMOTIVE REFERENCE #							
20PCS-38MDH	83085	1 ¼	M52X2.0	38	1.06	55	4.88	2.08

NOTE: Retaining ring and O-Ring for port side use available

Female DIN Swivel Straight Heavy Series 12° Inverted Cone With O-Ring

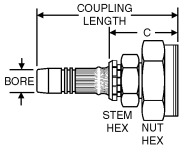

SPECIFICATIONS

PRODUCT I.D.		HOSE I.D. (IN.)	THREAD SIZE (MM)	DIN TUBE O.D. (MM)	BORE (IN.)	STEM HEX (MM)	NUT HEX (MM)	LENGTH (IN.)	"C" CUT-OFF (IN.)
	AUTOMOTIVE REFERENCE #								
20PCS-38FDHX	80985	1 ¼	M52X2.0	38	1.06	51	60	5.64	2.84

Female DIN Swivel Heavy Series 90° Bent Tube

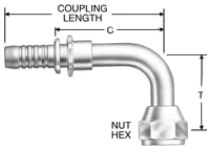

SPECIFICATIONS

PRODUCT I.D.		HOSE I.D. (IN.)	THREAD SIZE (MM)	DIN TUBE O.D. (MM)	NUT HEX (MM)	"T" DROP (IN.)	LENGTH (IN.)	"C" CUT-OFF (IN.)
	AUTOMOTIVE REFERENCE #							
20PCS-38FDHX90	80997	1 ¼	M52X2.0	38	60	3.64	7.54	4.74

MEGACRIMP™ G25-SERIES COUPLINGS

Male Pipe NPTF 30° Cone Seat

SPECIFICATIONS

	GLOBAL REF #	HOSE I.D. (IN.)	THREAD SIZE (IN.)	STEM HEX (IN.)	LENGTH (IN.)	"C" CUT-OFF (IN.)
4G-2MP	G25100-0402	¼	⅛ - 27	½	1.97	0.94
4G-4MP	G25100-0404	¼	¼ - 18	9/16	2.07	1.04
4G-6MP	G25100-0406	¼	⅜ - 18	11/16	2.13	1.10
4G-8MP	G25100-0408	¼	½ - 14	⅞	2.40	1.38
5G-4MP	G25100-0504	5/16	¼ - 18	⅝	2.28	1.18
6G-4MP	G25100-0604	⅜	¼ - 18	⅝	2.28	1.19
6G-6MP	G25100-0606	⅜	⅜ - 18	11/16	2.19	1.09
6G-8MP	G25100-0608	⅜	½ - 14	⅞	2.46	1.36
8G-6MP	G25100-0806	½	⅜ - 18	13/16	2.60	1.12
8G-8MP	G25100-0808	½	½ - 14	⅞	2.81	1.34
8G-12MP	G25100-0812	½	¾ - 14	1 1/16	2.91	1.44
10G-8MP	G25100-1008	⅝	½ - 14	15/16	2.91	1.44
10G-12MP	G25100-1012	⅝	¾ - 14	1 1/16	2.89	1.42
12G-8MP	G25100-1208	¾	½ - 14	1 1/16	3.46	1.46
12G-12MP	G25100-1212	¾	¾ - 14	1 1/16	3.46	1.46
12G-16MP	G25100-1216	¾	1 - 11 ½	1 ⅜	3.64	1.63
16G-12MP	G25100-1612	1	¾ - 14	1 ⅜	3.94	1.70
16G-16MP	G25100-1616	1	1 - 11 ½	1 ⅜	4.11	1.88
20G-20MP	G25100-2020	1 ¼	1 ¼ - 11 ½	1 ¾	4.41	2.09

(One piece coupling - does not require ferrules / will replace PC in the future)
(8 finger die sets required for crimping)

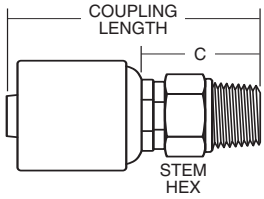

Male Pipe Long Nose

SPECIFICATIONS

	GLOBAL REF #	HOSE I.D. (IN.)	THREAD SIZE (IN.)	STEM HEX (IN.)	LENGTH (IN.)	"C" CUT-OFF (IN.)
4G-4MPLN	G25101-0404	¼	¼ - 18	9/16	2.56	1.54
4G-6MPLN	G25101-0406	¼	⅜ - 18	11/16	2.50	1.48
6G-4MPLN	G25101-0604	⅜	¼ - 18	⅝	2.64	1.54
6G-6MPLN	G25101-0606	⅜	⅜ - 18	11/16	2.58	1.48

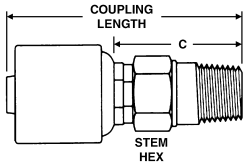

Male Pipe Swivel NPTF Without 30° Cone Seat

SPECIFICATIONS

	GLOBAL REF #	HOSE I.D. (IN.)	THREAD SIZE (IN.)	STEM HEX (IN.)	SWIVEL HEX (IN.)	LENGTH (IN.)	"C" CUT-OFF (IN.)
4G-2MPX	G25105-0402	¼	⅛ - 27				
4G-4MPX	G25105-0404	¼	¼ - 18	½	11/16	2.61	1.58
4G-6MPX	G25105-0406	¼	⅜ - 18	⅝	⅞	2.74	1.71
4G-8MPX	G25105-0408	¼	½ - 14	¾	1	2.97	1.94
6G-4MPX	G25105-0604	⅜	½ - 14	⅝	⅞	2.87	1.77
6G-6MPX	G25105-0606	⅜	⅜ - 18	⅝	⅞	2.81	1.72
6G-8MPX	G25105-0608	⅜	½ - 14	¾	1	3.05	1.95
8G-6MPX	G25105-0806	½	⅜ - 18	13/16	⅞	3.23	1.76
8G-8MPX	G25105-0808	½	½ - 14	13/16	1	3.42	1.94
10G-12MPX	G25105-1012	⅝	¾ - 14	1 1/16	1 5/16	3.48	2.01
12G-8MPX	G25105-1208	¾	½ - 14	1 1/16	1	3.97	1.96
12G-12MPX	G25105-1212	¾	¾ - 14	1 1/16	1 5/16	4.02	2.01
16G-16MPX	G25105-1616	1	1 - 11 ½	1 ⅜	1 ⅝	4.73	2.50

Not to be used as a live swivel.

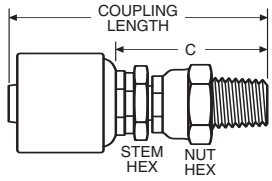

Male Pipe Swivel 90° Block NPTF Without 30° Cone Seat

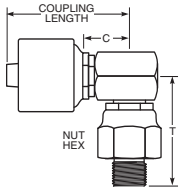

SPECIFICATIONS

	GLOBAL REF #	HOSE I.D. (IN.)	THREAD SIZE (IN.)	SWIVEL HEX (IN.)	"T" DROP (IN.)	LENGTH (IN.)	"C" CUT-OFF (IN.)
4G-2MPX90	G25106-0402	¼	⅛ - 27	9/16	1.55	1.75	0.72
4G-4MPX90	G25106-0404	¼	¼ - 18	11/16	1.63	1.75	0.72
4G-6MPX90	G25106-0406	¼	⅜ - 18	⅞	1.73	1.82	0.80
6G-4MPX90	G25106-0604	⅜	¼ - 18	11/16	1.66	1.95	0.85
6G-6MPX90	G25106-0606	⅜	⅜ - 18	⅞	1.76	1.95	0.85
6G-8MPX90	G25106-0608	⅜	½ - 14	1	1.93	1.96	0.85
6G-8MPX90L	G25107-0608	⅜	½ - 14	1	1.93	3.04	1.94
8G-6MPX90	G25106-0806	½	⅜ - 18	⅞	1.89	2.55	1.07
8G-8MPX90	G25106-0808	½	½ - 14	1	2.06	2.55	1.07
8G-8MPX90L	G25106-0808	½	½ - 14	1	2.06	3.76	1.80
12G-12MPX90	G25106-1212	¾	¾ - 14	1 5/16	2.30	3.18	1.17
12G-12MPX90L	G25106-1212	¾	¾ - 14	1 5/16	2.30	4.53	1.92

Not to be used as a live swivel.

Female Pipe NPTF Without 30° Cone Seat

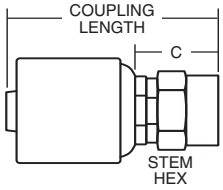

SPECIFICATIONS

	GLOBAL REF #	HOSE I.D. (IN.)	THREAD SIZE (IN.)	STEM HEX (IN.)	LENGTH (IN.)	"C" CUT-OFF (IN.)
4G-2FP	G25110-0402	¼	⅛ - 27	9/16	1.74	0.72
4G-4FP	G25110-0404	¼	¼ - 18	11/16	1.99	0.96
4G-6FP	G25110-0406	¼	⅜ - 18	13/16	1.99	0.96
6G-4FP	G25110-0604	⅜	¼ - 18	11/16	2.01	0.91
6G-6FP	G25110-0606	⅜	⅜ - 18	13/16	2.07	0.97
6G-8FP	G25110-0608	⅜	½ - 14	1	2.25	1.15
8G-6FP	G25110-0806	½	⅜ - 18	13/16	2.46	0.98
8G-8FP	G25110-0808	½	½ - 14	1	2.64	1.16
12G-12FP	G25110-1212	¾	¾ - 14	1 ¼	3.23	1.22

Female Pipe Swivel NPSM 30° Cone Seat

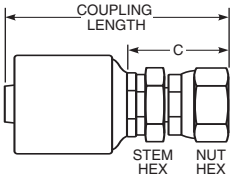

SPECIFICATIONS

	GLOBAL REF #	HOSE I.D. (IN.)	THREAD SIZE (IN.)	STEM HEX (IN.)	NUT HEX (IN.)	LENGTH (IN.)	"C" CUT-OFF (IN.)
4G-4FPX	G25111-0404	¼	¼ - 18	½	11/16	2.24	1.22
6G-6FPX	G25111-0606	⅜	⅜ - 18	⅝	⅞	2.37	1.27
8G-8FPX	G25111-0808	½	½ - 14	13/16	1	2.81	1.33
12G-12FPX	G25111-1212	¾	¾ - 14	1 1/16	1 ¼	3.72	1.71
16G-16FPX	G25111-1616	1	1 - 11 ½	1 ⅜	1 ½	4.11	1.87

Male O-Ring Boss

SPECIFICATIONS

	GLOBAL REF #	HOSE I.D. (IN.)	THREAD SIZE (IN.)	STEM HEX (IN.)	LENGTH (IN.)	"C" CUT-OFF (IN.)
4G-4MB	G25120-0404	1/4	7/16 - 20	9/16	1.89	0.87
4G-5MB	G25120-0405	1/4	1/2 - 20	5/8	1.83	0.81
4G-6MB	G25120-0406	1/4	9/16 - 18	11/16	2.01	0.98
6G-6MB	G25120-0606	3/8	9/16 - 18	11/16	2.07	0.96
6G-8MB	G25120-0608	3/8	3/4 - 16	7/8	2.17	1.07
6G-10MB	G25120-0610	3/8	7/8 - 14	1	2.22	1.13
6G-12MB	G25120-0612	3/8	1 1/16 - 12	1 1/4	2.42	1.32
8G-8MB	G25120-0808	1/2	7/8 - 14	7/8	2.54	1.06
8G-10MB	G25120-0810	1/2	7/8 - 14	1	2.58	1.10
8G-12MB	G25120-0812	1/2	1 1/16 - 12	1 1/4	2.78	1.30
10G-8MB	G25120-1008	5/8	3/4 - 16	1	2.68	1.20
10G-10MB	G25120-1010	5/8	7/8 - 14	1	2.64	1.16
10G-12MB	G25120-1012	5/8	1 1/16 - 12	1 1/4	2.78	1.30
12G-12MB	G25120-1212	3/4	1 1/16 - 12	1 1/4	3.29	1.28
12G-14MB	G25120-1214	3/4	1 3/16 - 12	1 3/8	3.31	1.30
12G-16MB	G25120-1216	3/4	1 5/16 - 12	1 1/2	3.44	1.44
16G-14MB	G25120-1614	1	1 3/16 - 12	1 3/8	3.78	1.54
16G-16MB	G25120-1616	1	1 5/16 - 12	1 1/2	3.72	1.48
20G-20MB	G25120-2020	1 1/4	1 5/8 - 12	1 7/8	3.82	1.50

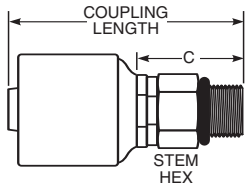

Male O-Ring Boss Swivel

SPECIFICATIONS

	GLOBAL REF #	HOSE I.D. (IN.)	THREAD SIZE (IN.)	STEM HEX (IN.)	NUT HEX (IN.)	LENGTH (IN.)	"C" CUT-OFF (IN.)
4G-4MBX	G25121-0404	1/4	7/16 - 20	1/2	23/32	2.69	1.67
4G-6MBX	G25121-0406	1/4	9/16 - 18	5/8	7/8	2.65	1.62
6G-6MBX	G25121-0606	3/8	9/16 - 18	5/8	7/8	2.73	1.63
6G-8MBX	G25121-0608	3/8	3/4 - 16	3/4	1	2.74	1.64
6G-10MBX	G25121-0610	3/8	7/8 - 14	3/4	1	2.80	1.70
8G-8MBX	G25121-0808	1/2	3/4 - 16	13/16	1	3.11	1.64
8G-10MBX	G25121-0810	1/2	7/8 - 14	13/16	1	3.17	1.70
10G-10MBX	G25121-1010	5/8	7/8 - 14	1	1	3.70	1.82
12G-12MBX	G25121-1212	3/4	1 1/16 - 12	1 1/16	1 5/16	4.00	1.99

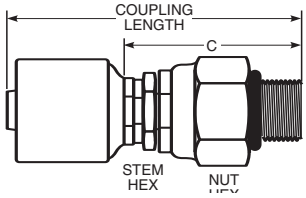

Male O-Ring Boss Swivel 45° Block

SPECIFICATIONS

	GLOBAL REF #	HOSE I.D. (IN.)	THREAD SIZE (IN.)	STEM HEX (IN.)	NUT HEX (IN.)	"T" DROP (IN.)	LENGTH (IN.)	"C" CUT-OFF (IN.)
6G-6MBX45	G25122-0606	3/8	3/4 - 14	3/4	7/8	1.09	3.11	2.01
6G-8MBX45	G25122-0608	3/8	3/4 - 16	3/4	1	1.06	3.07	1.98
8G-8MBX45	G25122-0808	1/2	3/4 - 16	1	1	1.12	3.04	1.56
8G-10MBX45	G25122-0810	1/2	7/8 - 14	1	1	1.16	3.08	1.61

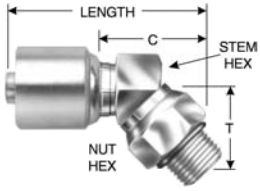

Male O-Ring Boss Swivel 90° Block

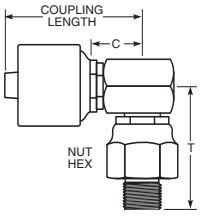

SPECIFICATIONS

	GLOBAL REF #	HOSE I.D. (IN.)	THREAD SIZE (IN.)	STEM HEX (IN.)	NUT HEX (IN.)	"T" DROP (IN.)	LENGTH (IN.)	"C" CUT-OFF (IN.)
4G-5MBX90	G25123-0405	1/4	1/2 - 20	11/16	11/16	1.57	1.82	0.80
4G-6MBX90	G25123-0406	1/4	9/16 - 18	11/16	7/8	1.65	1.82	0.80
6G-6MBX90	G25123-0606	3/8	9/16 - 18	3/4	7/8	1.67	1.96	0.85
6G-8MBX90	G25123-0608	3/8	3/4 - 16	3/4	1	1.63	1.93	0.83
6G-10MBX90	G25123-0610	3/8	7/8 - 14	3/4	1	1.69	1.95	0.85
8G-8MBX90	G25123-0808	1/2	3/4 - 16	1	1	1.75	2.55	1.07
8G-8MBX90L	G25124-0808	1/2	3/4 - 16	1	1	1.75	3.76	1.80
8G-10MBX90	G25123-0810	1/2	7/8 - 14	1	1	1.81	2.55	1.07
8G-10MBX90L	G25124-0810	1/2	7/8 - 14	1	1	1.81	3.76	1.80
8G-12MBX90	G25123-0812	1/2	1 1/16 - 12	1	1 5/16	2.09	2.52	1.05
8G-12MBX90L	G25124-0812	1/2	1 1/16 - 12	1	1 5/16	2.09	4.25	2.28
10G-10MBX90	G25123-1010	5/8	7/8 - 14	1	1	1.81	2.40	0.93
12G-12MBX90	G25123-1212	3/4	1 1/16 - 12	1 3/8	1 5/16	2.39	3.18	1.17
12G-12MBX90L	G25124-1212	3/4	1 1/16 - 12	1 3/8	1 5/16	4.53	4.53	1.93

Not to use as a live swivel

Male JIC 37° Flare

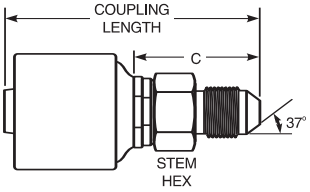

SPECIFICATIONS

	GLOBAL REF #	HOSE I.D. (IN.)	THREAD SIZE (IN.)	STEM HEX (IN.)	LENGTH (IN.)	"C" CUT-OFF (IN.)
4G-4MJ	G25165-0404	1/4	7/16 - 20	1/2	2.15	1.12
4G-5MJ	G25165-0405	1/4	1/2 - 20	1/2	2.15	1.12
4G-6MJ	G25165-0406	1/4	9/16 - 18	9/16	2.07	1.04
5G-6MJ	G25165-0506	5/16	9/16 - 18	5/8	2.26	1.16
6G-6MJ	G25165-0606	3/8	9/16 - 18	5/8	2.24	1.15
6G-8MJ	G25165-0608	3/8	3/4 - 16	3/4	2.30	1.20
6G-10MJ	G25165-0610	3/8	7/8 - 14	7/8	2.42	1.32
8G-8MJ	G25165-0808	1/2	3/4 - 16	13/16	2.68	1.20
8G-10MJ	G25165-0810	1/2	7/8 - 14	7/8	2.78	1.30
8G-12MJ	G25165-0812	1/2	1 1/16 - 12	1 1/16	2.97	1.50
10G-8MJ	G25165-1008	5/8	3/4 - 16	15/16	2.83	1.36
10G-10MJ	G25165-1010	5/8	7/8 - 14	15/16	2.99	1.52
10G-12MJ	G25165-1012	5/8	1 1/16 - 12	1 1/16	2.97	1.50
12G-10MJ	G25165-1210	3/4	7/8 - 14	15/16		
12G-12MJ	G25165-1212	3/4	1 1/16 - 12	1 1/16	3.66	1.65
12G-14MJ	G25165-1214	3/4	1 3/16 - 12	1 3/16	3.58	1.57
12G-16MJ	G25165-1216	3/4	1 5/16 - 12	1 5/16	3.62	1.61
16G-14MJ	G25165-1614	1	1 3/16 - 12	1 3/16		
16G-16MJ	G25165-1616	1	1 5/16 - 12	1 3/8	4.11	1.88
16G-20MJ	G25165-1620	1	1 5/8 - 12	1 3/4	4.29	2.06
20G-20MJ	G25165-2020	1 1/4	1 5/8 - 12	1 3/4	4.39	2.07

Female JIC 37° Flare Swivel

SPECIFICATIONS

	GLOBAL REF #	HOSE I.D. (IN.)	THREAD SIZE (IN.)	STEM HEX (IN.)	NUT HEX (IN.)	LENGTH (IN.)	"C" CUT-OFF (IN.)
4G-4FJX	G25170-0404	1/4	7/16 - 20	1/2	9/16	2.10	1.08
4G-5FJX	G25170-0405	1/4	1/2 - 20	1/2	11/16	2.21	1.19
4G-6FJX	G25170-0406	1/4	9/16 - 18	9/16	3/4	2.22	1.19
5G-5FJX	G25170-0505	5/16	1/2 - 20	5/8	11/16	2.23	1.13
5G-6FJX	G25170-0506	5/16	9/16 - 18	5/8	3/4	2.31	1.21
6G-4FJX	G25170-0604	3/8	7/16 - 20	5/8	9/16	2.30	1.20
6G-5FJX	G25170-0605	3/8	1/2 - 20	5/8	11/16	2.23	1.13
6G-6FJX	G25170-0606	3/8	9/16 - 18	5/8	3/4	2.31	1.19
6G-8FJX	G25170-0608	3/8	3/4 - 16	11/16	7/8	2.48	1.38
6G-10FJX	G25170-0610	3/8	7/8 - 14	13/16	1 1/16	2.61	1.50
6G-12FJX	G25170-0612	3/8	1 1/16 - 12	13/16			
8G-6FJX	G25170-0806	1/2	9/16 - 18	13/16	3/4	2.63	1.15
8G-8FJX	G25170-0808	1/2	3/4 - 16	13/16	7/8	2.82	1.34
8G-10FJX	G25170-0810	1/2	7/8 - 14	13/16	1 1/16	2.96	1.48
8G-12FJX	G25170-0812	1/2	1 1/16 - 12	1	1 1/4	3.11	1.63
8G-16FJX	G25170-0816	1/2	1 5/16 - 12	1			
10G-8FJX	G25170-1008	5/8	3/4 - 16	15/16	7/8	2.90	1.42
10G-10FJX	G25170-1010	5/8	7/8 - 14	15/16	1 1/16	3.04	1.56
10G-12FJX	G25170-1012	5/8	1 1/16 - 12	1	1 1/4	3.09	1.61
10G-14FJX	G25170-1014	5/8	1 3/16 - 12	1 1/8	1 3/8	3.14	1.66
12G-8FJX	G25170-1208	3/4	3/4 - 16	1 1/16	7/8	3.51	1.50
12G-10FJX	G25170-1210	3/4	7/8 - 14	1 1/16	1 1/16	3.51	1.50
12G-12FJX	G25170-1212	3/4	1 1/16 - 12	1 1/16	1 1/4	3.68	1.67
12G-14FJX	G25170-1214	3/4	1 3/16 - 12	1 1/8	1 3/8	3.65	1.64
12G-16FJX	G25170-1216	3/4	1 5/16 - 12	1 1/4	1 1/2	3.78	1.77
16G-12FJX	G25170-1612	1	1 1/16 - 12	1 3/8	1 1/4	3.98	1.74
16G-14FJX	G25170-1614	1	1 3/16 - 12	1 3/8	1 3/8	4.00	1.77
16G-16FJX	G25170-1616	1	1 5/16 - 12	1 3/8	1 1/2	4.17	1.94
16G-20FJX	G25170-1620	1	1 5/8 - 12	1 9/16	2	4.33	2.09
20G-20FJX	G25170-2020	1 1/4	1 5/8 - 12	1 3/4	2	4.58	2.26
20G-24FJX	G25170-2024	1 1/4	1 7/8 - 12	1 7/8	2 1/4	4.83	2.51

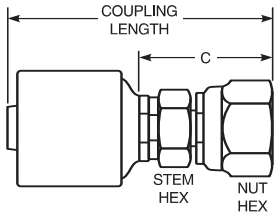

Female JIC 37° Flare Swivel 30° Bent Tube

SPECIFICATIONS

	GLOBAL REF #	HOSE I.D. (IN.)	THREAD SIZE (IN.)	NUT HEX (IN.)	"T" DROP (IN.)	LENGTH (IN.)	"C" CUT-OFF (IN.)
10G-12FJX30-018	G25172-1012	5/8	1 1/16	7/8	1 1/4	4.45	2.95
12G-10FJX30	G25172-1210	3/4	7/8 - 14	1	0.70	4.45	2.44

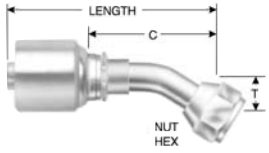

Female JIC 37° Flare Swivel 45° Bent Tube

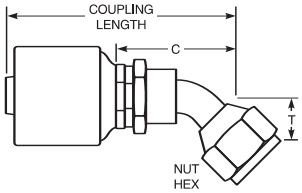

SPECIFICATIONS

	GLOBAL REF #	HOSE I.D. (IN.)	THREAD SIZE (IN.)	NUT HEX (IN.)	"T" DROP (IN.)	LENGTH (IN.)	"C" CUT-OFF (IN.)
4G-4FJX45	G25175-0404	1/4	7/16 - 20	9/16	0.47	2.28	1.26
4G-5FJX45	G25175-0405	1/4	1/2 - 20	5/8	0.56	2.56	1.54
4G-6FJX45	G25175-0406	1/4	9/16 - 18	11/16	0.56	2.73	1.71
5G-5FJX45	G25175-0505	5/16	1/2 - 20	5/8	0.56	2.60	1.50
5G-6FJX45	G25175-0506	5/16	9/16 - 18	11/16	0.56	2.87	1.77
6G-4FJX45	G25175-0604	3/8	7/16 - 20	11/16	0.56		
6G-6FJX45	G25175-0606	3/8	9/16 - 18	11/16	0.56	2.91	1.81
6G-8FJX45	G25175-0608	3/8	3/4 - 16	7/8	0.69	2.88	1.78
8G-8FJX45	G25175-0808	1/2	3/4 - 16	7/8	0.69	3.31	1.83
8G-10FJX45	G25175-0810	1/2	7/8 - 14	1	0.75	3.62	2.14
10G-10FJX45	G25175-1010	5/8	7/8 - 14	1	0.75	3.60	2.13
10G-12FJX45	G25175-1012	5/8	1 1/16 - 12	1 1/4	1.06	4.13	2.66
12G-10FJX45	G25175-1210	3/4	7/8 - 14	1	0.75	4.57	2.56
12G-12FJX45	G25175-1212	3/4	1 1/16 - 12	1 1/4	1.06	4.89	2.88
12G-16FJX45	G25175-1216	3/4	1 5/16 - 12	1 1/2	1.16	5.75	3.74
16G-12FJX45S	G25174-1612	1	1 1/16 - 12	1 3/8	.83	5.16	2.92
16G-16FJX45	G25175-1616	1	1 5/16 - 12	1 1/2	1.16	5.30	3.06
20G-20FJX45	G25175-2020	1 1/4	1 5/16 - 12	2	1.16	6.65	4.33

Female JIC 37° Flare Swivel 90° Bent Tube

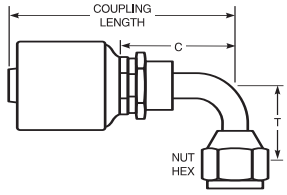

SPECIFICATIONS

	GLOBAL REF #	HOSE I.D. (IN.)	THREAD SIZE (IN.)	NUT HEX (IN.)	"T" DROP (IN.)	LENGTH (IN.)	"C" CUT-OFF (IN.)
4G-4FJX90S	G25179-0404	1/4	7/16 - 20	9/16	0.68	2.26	1.23
4G-4FJX90M	G25180-0404	1/4	7/16 - 20	9/16	0.88	2.06	1.03
4G-4FJX90L	G25181-0404	1/4	7/16 - 20	9/16	1.80	2.06	1.03
4G-5FJX90S	G25179-0405	1/4	1/2 - 20	5/8	0.77	2.32	1.30
4G-5FJX90M	G25180-0405	1/4	1/2 - 20	5/8	1.13	2.17	1.15
4G-6FJX90S	G25179-0406	1/4	9/16 - 18	11/16	0.85	2.52	1.49
4G-6FJX90L	G25181-0406	1/4	8/15 - 18	11/16	2.13	2.80	1.77
4G-6FJX90M	G25180-0406	1/4	9/16 - 18	11/16	1.13	2.52	1.50
5G-6FJX90S	G25179-0506	5/16	9/16 - 18	11/16	0.85	2.67	1.57
5G-6FJX90M	G25180-0506	5/16	9/16 - 18	11/16	1.13	2.52	1.47
6G-4FJX90L	G25181-0604	3/8	7/16 - 20	9/16	1.81	2.21	1.11
6G-6FJX90S	G25179-0606-	3/8	9/16 - 18	11/16	0.85	2.36	1.22
6G-6FJX90M	G25180-0606	3/8	9/16 - 18	11/16	1.13	2.32	1.22
6G-6FJX90L	G25181-0606	3/8	9/16 - 18	11/16	2.18	2.60	1.50
6G-8FJX90S	G25179-0608	3/8	3/4 - 16	7/8	1.09	2.74	1.65
6G-8FJX90M	G25180-0608	3/8	3/4 - 16	7/8	1.38	2.54	1.44
6G-8FJX90L	G25181-0608	3/8	3/4 - 16	7/8	2.43	2.54	1.44
6G-10FJX90M	G25180-0610	3/8	7/8 - 14	1	1.75	2.78	1.67
8G-8FJX90S	G25179-0808	1/2	3/4 - 16	7/8	1.09	3.16	1.69
8G-8FJX90M	G25180-0808	1/2	3/4 - 16	7/8	1.38	2.91	1.44
8G-8FJX90L	G25181-0808	1/2	3/4 - 16	7/8	2.43	2.91	1.44
8G-10FJX90S	G25179-0810	1/2	7/8 - 14	1	1.23	3.72	2.24
8G-10FJX90M	G25180-0810	1/2	7/8 - 14	1	1.75	3.20	1.73
8G-10FJX90L	G25181-0810	1/2	7/8 - 14	1	2.57	3.15	1.68
8G-12FJX90S	G25179-0812	1/2	1 1/16 - 12	1 1/4	1.89	4.13	2.66
10G-10FJX90S	G25179-1010	5/8	7/8 - 14	1	1.23	3.37	1.89
10G-10FJX90M	G25180-1010	5/8	7/8 - 14	1	1.75	3.19	1.71
10G-10FJX90L	G25181-1010	5/8	7/8 - 14	1	2.57	3.19	1.71
10G-12FJX90S	G25179-1012	5/8	1 1/16 - 12	1 1/4	1.82	3.77	2.30
10G-12FJX90M	G25180-1012	5/8	1 3/16 - 12	1 1/4	2.06	3.35	1.87
10G-12FJX90L	G25181-1012	5/8	1 1/16 - 12	1 1/4	3.78	3.35	1.87
12G-10FJX90M	G25180-1210	3/4	7/8 - 14	1	1.75	3.78	1.77
12G-12FJX90S	G25179-1212	3/4	1 1/16 - 12	1 1/4	1.82	4.26	2.25
12G-12FJX90M	G25180-1212	3/4	1 1/16 - 12	1 1/4	2.06	3.83	1.82
12G-12FJX90L	G25181-1212	3/4	1 1/16 - 12	1 1/4	3.73	3.83	1.82
12G-14FJX90S	G25179-1214	3/4	1 3/16 - 12	1 3/8	2.00	4.88	2.87
12G-14FJX90L	G25181-1214	3/4	1 3/16 - 12	1 3/8	3.93	4.13	2.13
12G-16FJX90-074	G25183-1216	3/4	1 15/16 - 12	1 1/2			
16G-16FJX90S	G25179-1616	1	1 5/16 - 12	1 1/2	2.23	5.11	2.88
16G-16FJX90M	G25180-1616	1	1 5/16 - 12	1 1/2	2.62	4.52	2.29
16G-16FJX90L	G25181-1616	1	1 5/16 - 12	1 1/2	4.33	4.52	2.29
16G-20FJX90S	G25179-1620	1	1 5/8 - 12	2	2.95	6.57	4.34
20G-20FJX90M	G25180-2020	1 1/4	1 5/8 - 12	2	3.50	5.43	3.11

Male SAE 45° Flare

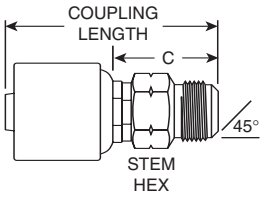

SPECIFICATIONS

	GLOBAL REF #	HOSE I.D. (IN.)	THREAD SIZE (IN.)	STEM HEX (IN.)	LENGTH (IN.)	"C" CUT-OFF (IN.)
4G-4MS	G25195-0404	1/4	7/16 - 20	1/2	2.11	1.08
4G-5MS	G25195-0405	1/4	1/2 - 20	1/2	2.16	1.13
6G-6MS	G25195-0606	3/8	5/8 - 18	5/8	2.28	1.19
8G-8MS	G25195-0808	1/2	3/4 - 16	13/16	2.78	1.30
8G-10MS	G25195-0810	1/2	7/8 - 14	7/8	2.89	1.42
12G-12MS	G25195-1212	3/4	1 1/16 - 14	1 1/16	3.78	1.77

Female SAE 45° Flare Swivel

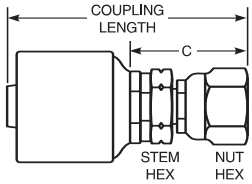

SPECIFICATIONS

	GLOBAL REF #	HOSE I.D. (IN.)	THREAD SIZE (IN.)	STEM HEX (IN.)	NUT HEX (IN.)	LENGTH (IN.)	"C" CUT-OFF (IN.)
4G-4FSX	G25200-0404	1/4	7/16 - 20	1/2	9/16	2.09	1.06
4G-5FSX	G25200-0405	1/4	1/2 - 20	1/2	11/16	2.21	1.19
4G-6FSX	G25200-0406	1/4	5/8 - 18	5/8	3/4	2.31	1.28
5G-6FSX	G25200-0506	5/16	5/8 - 18	5/8	3/4	2.44	1.34
6G-6FSX	G25200-0606	3/8	5/8 - 18	5/8	3/4	2.41	1.31
6G-8FSX	G25200-0608	3/8	3/4 - 16	11/16	7/8	2.48	1.38
8G-8FSX	G25200-0808	1/2	3/4 - 16	13/16	7/8	2.82	1.34
8G-10FSX	G25200-0810	1/2	7/8 - 14	13/16	1 1/16	2.93	1.45
12G-12FSX	G25200-1212	3/4	1 1/16 - 14	1 1/16	1 1/4	3.68	1.67

Female SAE 45° Flare Swivel 45° Bent Tube

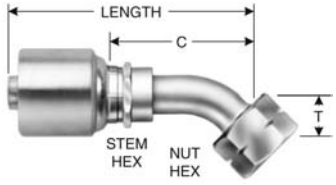

SPECIFICATIONS

	GLOBAL REF #	HOSE I.D. (IN.)	THREAD SIZE (IN.)	STEM HEX (IN.)	NUT HEX (IN.)	"T" DROP (IN.)	LENGTH (IN.)	"C" CUT-OFF (IN.)
4G-5FSX45-009	G25202-0405	1/4	1/2 - 20	5/8	1 1/6	0.41	2.56	1.54
6G-6FSX45	G25202-0606	3/8	5/8 - 16	5/8	3/4	0.43	2.70	1.67
6G-8FSX45-014	G25202-0608	3/8	3/4 - 16	5/8	7/8	0.43	2.78	1.68
8G-8FSX45	G25202-0808	1/2	3/4 - 16	13/16	7/8	0.59	3.07	1.97
8G-10FSX45-018	G25202-0810	1/2	7/8 - 14	13/16	1	0.59	3.50	2.07
12G-12FSX45	G25202-1212	3/4	1 1/16 - 14	1 1/4	1 1/4	0.65	3.52	2.04

Female SAE 45° Flare Swivel 90° Bent Tube

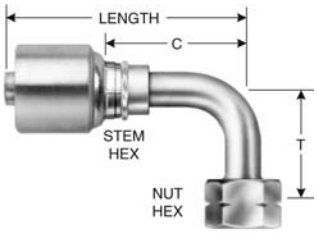

SPECIFICATIONS

	GLOBAL REF #	HOSE I.D. (IN.)	THREAD SIZE (IN.)	STEM HEX (IN.)	NUT HEX (IN.)	"T" DROP (IN.)	LENGTH (IN.)	"C" CUT-OFF (IN.)
4G-4FSX90	G25205-0404	1/4	7/16 - 20	1/2	9/16	1.24	2.05	1.02
4G-5FSX90-046	G25205-0405	1/4	1/2 - 20	1/2	5/8	1.80	2.47	1.45
5G-6FSX90-022	G25204-0506	5/16	5/8 - 18	5/8	3/4	0.85	2.77	1.67
6G-6FSX90	G25205-0606	3/8	5/8 - 18	5/8	3/4	1.52	2.36	1.26
6G-6FSX90-055	G25206-0606	3/8	5/8 - 18	5/8	3/4	2.18	2.83	1.73
6G-8FSX90	G25205-0608	3/8	3/4 - 16	5/8	7/8	1.75	2.93	1.46
8G-8FSX90	G25205-0808	1/2	3/4 - 16	13/16	7/8	1.75	2.93	1.46
8G-10FSX90-031	G25204-0810	1/2	7/8 - 14	13/16	1	1.23	3.29	1.81
12G-12FSX90	G25205-1212	3/4	1 1/16 - 14	1 1/16	1 1/4	2.78	3.94	1.93

Male Flat-Face O-Ring

SAE J1453

CAPTIVE O-RING GROOVE FOR IMPROVED O-RING RETENSION.



SPECIFICATIONS

	GLOBAL REF #	HOSE I.D. (IN.)	THREAD SIZE (IN.)	LENGTH (IN.)	"C" CUT-OFF (IN.)
4G-4MFFOR	G25225-0404	¼	9/16 - 18	2.07	1.04
4G-6MFFOR	G25225-0406	¼	11/16 - 16	2.13	1.10
6G-6MFFOR	G25225-0606	⅜	11/16 - 16	2.20	1.11
6G-8MFFOR	G25225-0608	⅜	13/16 - 16	2.32	1.22
6G-10MFFOR	G25225-0610	⅜	1 - 14	2.52	1.42
8G-8MFFOR	G25225-0808	½	13/16 - 16	2.69	1.21
8G-10MFFOR	G25225-0810	½	1 - 14	2.87	1.40
10G-10MFFOR	G25225-1010	⅝	1 - 14	2.70	1.22
10G-12MFFOR	G25225-1012	⅝	1 3/16 - 12	2.83	1.36
12G-12MFFOR	G25225-1212	¾	1 3/16 - 12	3.54	1.54
12G-16MFFOR	G25225-1216	¾	1 7/16 - 12	3.74	1.73
16G-16MFFOR	G25225-1616	1	1 7/16 - 12	4.02	1.78
16G-20MFFOR	G25225-1620	1	1 11/16 - 12	4.13	1.90
20G-20MFFOR	G25225-2020	1 ¼	1 11/16 - 12	4.29	1.97

Female Flat Face O-Ring Swivel

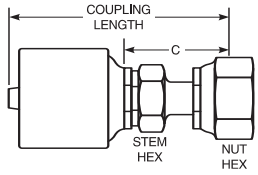

SPECIFICATIONS

	GLOBAL REF #	HOSE I.D. (IN.)	THREAD SIZE (IN.)	STEM HEX (IN.)	NUT HEX (IN.)	LENGTH (IN.)	"C" CUT-OFF (IN.)
4G-4FFORX	G25230-0404	¼	9/16 - 18	9/16	11/16	2.15	1.12
4G-6FFORX	G25230-0406	¼	11/16 - 16	⅝	13/16	2.24	1.22
4G-8FFORX	G25230-7408	¼	13/16 - 16				
5G-6FFORX	G25230-0506	5/16	11/16 - 16	⅝	13/16	2.70	1.22
6G-4FFORX	G25230-0604	⅜	9/16 - 18	21/32	11/16	2.24	1.15
6G-6FFORX	G25230-0606	⅜	11/16 - 16	⅝	13/16	2.32	1.22
6G-8FFORX	G25230-0608	⅜	13/16 - 16	¾	15/16	2.52	1.42
8G-6FFORX	G25230-0806	½	11/16 - 16	13/16	13/16	2.74	1.26
8G-8FFORX	G25230-0808	½	13/16 - 16	13/16	15/16	2.89	1.42
8G-10FFORX	G25230-0810	½	1 - 14	15/16	1 ⅛	3.19	1.71
8G-12FFORX	G25230-0812	½	1 3/16 - 12	15/16	1 ⅜	3.32	1.84
10G-8FFORX	G25230-1008	⅝	13/16 - 16				
10G-10FFORX	G25230-1010	⅝	1 - 14	1	1 ⅛	3.21	1.73
10G-12FFORX	G25230-1012	⅝	1 3/16 - 12	15/16	1 ⅜	3.31	1.83
12G-10FFORX	G25230-1210	¾	1 - 14	1 1/16	1 ⅛	3.76	1.75
12G-12FFORX	G25230-1212	¾	1 3/16 - 12	1 1/16	1 ⅜	3.78	1.77
12G-16FFORX	G25230-1216	¾	1 7/16 - 12	1 ⅛	1 ⅝	3.99	1.98
16G-12FFORX	G25230-1612	1	1 3/16 - 12	1 ⅜	1 ⅜	4.17	1.94
16G-16FFORX	G25230-1616	1	1 7/16 - 12	1 ⅜	1 ⅝	4.46	2.23
16G-20FFORX	G25230-1620	1	1 11/16 - 12	1 ⅜	1 ⅞	4.46	2.23
20G-20FFORX	G25230-2020	1 ¼	1 11/16 - 12	1 ¾	1 ⅞	4.50	2.18

Female Flat Face O-Ring Swivel 45° Bent Tube

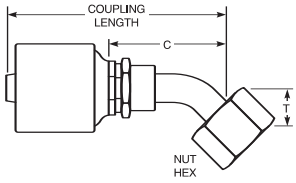

SPECIFICATIONS

	GLOBAL REF #	HOSE I.D. (IN.)	THREAD SIZE (IN.)	NUT HEX (IN.)	"T" DROP (IN.)	LENGTH (IN.)	"C" CUT-OFF (IN.)
4G-4FFORX45	G25235-0404	1/4	9/16 - 18	11/16	0.41	2.56	1.54
4G-6FFORX45	G25235-0406	1/4	11/16 - 16	13/16	0.43	2.70	1.67
5G-6FFORX45	G25235-0506	5/16	11/16 - 16	13/16	0.43	2.73	1.63
6G-4FFORX45S	G25234-0604	3/8	8/16 - 18	11/16	0.39	2.60	1.50
6G-6FFORX45	G25235-0606	3/8	11/16 - 16	13/16	0.43	2.78	1.68
6G-8FFORX45	G25235-0608	3/8	13/16 - 16	15/16	0.59	3.07	1.97
8G-8FFORX45	G25235-0808	1/2	13/16 - 16	15/16	0.59	3.50	2.07
8G-10FFORX45	G25235-0810	1/2	1 - 14	1 1/8	0.65	3.52	2.04
8G-12FFORX45	G25235-0812	1/2	13/16 - 12	1 3/8	0.83	4.34	2.87
10G-10FFORX45	G25235-1010	5/8	1 - 14	1 1/8	0.65	3.50	2.02
10G-12FFORX45	G25235-1012	5/8	1 3/16 - 12	1 3/8	0.83	3.90	2.42
12G-10FFORX45	G25235-1210	3/4	1 - 14	1 1/8	0.65	4.00	1.99
12G-12FFORX45	G25235-1212	3/4	1 3/16 - 16	1 3/8	0.83	4.67	2.66
12G-16FFORX45	G25235-1216	3/4	1 7/16 - 12	1 5/8	0.94	5.24	3.23
16G-16FFORX45	G25235-1616	1	1 7/16 - 16	1 5/8	0.94	5.08	2.85
20G-20FFORX45	G25235-2020	1 1/4	1 11/16 - 12	1 7/8	1.00	5.83	3.50

Female Flat Face O-Ring Swivel 90° Bent Tube

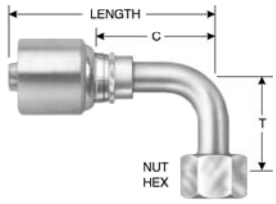

SPECIFICATIONS

	GLOBAL REF #	HOSE I.D. (IN.)	THREAD SIZE (IN.)	STEM HEX (IN.)	NUT HEX (IN.)	"T" DROP (IN.)	LENGTH (IN.)	"C" CUT-OFF (IN.)
4G-4FFORX90S	G25239-0404	1/4	9/16 - 18	1/2	11/16	0.82	2.38	1.35
4G-4FFORX90M	G25240-0404	1/4	9/16 - 18	1/2	11/16	1.26	2.17	1.15
4G-4FFORX90L	G25241-0404	1/4	9/16 - 18	1/2	11/16	1.80	2.17	1.15
4G-6FFORX90S	G25239-0406	1/4	11/16 - 16	1/2	13/16	0.90	2.50	1.47
4G-6FFORX90M	G25240-0406	1/4	11/16 - 16	1/2	13/16	1.51	2.30	1.28
4G-6FFORX90L	G25241-0406	1/4	11/16 - 16	1/2	13/16	2.13	2.30	1.28
4G-8FFORX90M	G25240-0408	1/4	13/16 - 16	5/8	15/16	2.51	2.60	1.57
5G-6FFORX90S	G25239-0506	5/16	11/16 - 16	5/8	13/16	0.90	2.84	1.74
6G-4FFORX90S	G252390604	3/8	9/16 - 18	5/8	11/16	.082	2.42	1.32
6G-6FFORX90S	G25239-0606	3/8	11/16 - 16	5/8	13/16	0.90	2.55	1.44
6G-6FFORX90M	G25240-0606	3/8	11/16 - 16	5/8	13/16	1.51	2.48	1.38
6G-6FFORX90L	G25241-0606	3/8	11/16 - 16	5/8	13/16	2.13	2.48	1.38
6G-8FFORX90S	G25239-0608	3/8	13/16 - 16	5/8	15/16	1.15	2.87	1.77
6G-8FFORX90M	G25240-0608	3/8	13/16 - 16	5/8	15/16	1.62	2.61	1.51
6G-8FFORX90L	G25241-0608	3/8	13/16 - 16	5/8	15/16	2.51	2.61	1.51
8G-6FFORX90S	G25239-0806	1/2	11/16 - 16	13/16	13/16	.90	2.98	1.50
8G-8FFORX90S	G25239-0808	1/2	13/16 - 16	13/16	15/16	1.15	3.30	1.83
8G-8FFORX90M	G25240-0808	1/2	13/16 - 16	13/16	15/16	1.62	3.04	1.56
8G-8FFORX90L	G25241-0808	1/2	13/16 - 16	13/16	15/16	2.51	3.04	1.56
8G-10FFORX90S	G25239-0810	1/2	1 - 14	13/16	1 1/8	1.27	3.30	1.82
8G-10FFORX90M	G25240-0810	1/2	1 - 14	13/16	1 1/8	1.85	3.06	1.58
8G-10FFORX90L	G25241-0810	1/2	1 - 14	13/16	1 1/8	2.76	3.07	1.59
8G-12FFORX90S	G25239-0812	1/2	1 3/16 - 12	15/16	1 3/8	1.88	4.11	2.64
10G-8FFORX90L	G25241-1008	5/8	13/16 - 16					
10G-10FFORX90S	G25239-1010	5/8	1 - 14	15/16	1 1/8	1.27	3.28	1.81
10G-10FFORX90M	G25240-1010	5/8	1 - 14	15/16	1 1/8	1.85	3.06	1.58
10G-10FFORX90L	G25241-1010	5/8	1 - 14	15/16	1 1/8	2.76	3.05	1.57
10G-12FFORX90S	G25239-1012	5/8	1 3/16 - 12	15/16	1 3/8	1.88	3.77	2.30
12G-10FFORX90S	G25239-1210	3/4	1 - 14	1 1/16	1 1/8	1.26	4.09	2.09
12G-12FFORX90S	G25239-1212	3/4	1 3/16 - 12	1 1/16	1 3/8	1.88	4.26	2.25
12G-12FFORX90M	G25240-1212	3/4	1 13/16 - 12	1 1/16	1 3/8	2.28	4.08	2.07
12G-12FFORX90L	G25241-1212	3/4	1 3/16 - 12	1 1/16	1 3/8	3.78	4.02	2.01
12G-16FFORX90S	G25239-1216	3/4	1 7/16 - 12	1 3/16	1 5/8	2.21	4.67	2.66
16G-12FFORX90S	G25239-1612	1	1 3/16 - 12	1 3/8	1 3/8	1.89	4.84	2.61
16G-16FFORX90S	G25239-1616	1	1 7/16 - 12	1 3/8	1 5/8	2.21	5.11	2.88
16G-16FFORX90M	G25240-1616	1	1 7/16 - 12	1 3/8	1 5/8	2.78	4.53	2.29
16G-16FFORX90L	G25241-1616	1	1 7/16 - 12	1 3/8	1 5/8	4.50	4.53	2.29
20G-20FFORX90S	G25239-2020	1 1/4	1 11/16 - 12	1 3/4	1 7/8	2.51	5.51	3.19
20G-20FFORX90M	G25240-2020	1 1/4	1 11/16 - 12	1 3/4	1 7/8	3.09	5.31	2.99
20G-20FFORX90L	G25241-2020	1 1/4	1 11/16 - 12	1 3/4	1 7/8	5.09	5.31	2.99

O-Ring Flange

CODE 61

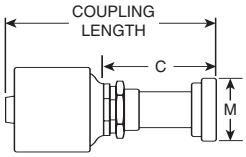

SPECIFICATIONS

	GLOBAL REF #	HOSE I.D. (IN.)	NOM. FLG. SIZE (IN.)	"M" FLANGE DIAMETER (IN.)	LENGTH (IN.)	"C" CUT-OFF (IN.)	"H" FLG. HEAD THICKNESS (IN.)
8G-8FL	G25300-0808	½	½	1.19	3.15	1.67	0.27
8G-10FLK	G25300-0810	½	⅝	1.35	3.15	1.67	0.27
8G-12FL	G25300-0812	½	¾	1.50	3.15	1.67	0.27
10G-10FLK	G25300-1010	⅝	⅝	1.35	4.69	3.21	0.27
12G-12FL	G25300-1212	¾	¾	1.50	3.86	1.85	0.27
12G-16FL	G25300-1216	¾	1	1.75	3.50	1.49	0.32
16G-16FL	G25300-1616	1	1	1.75	3.78	1.54	0.32
16G-20FL	G25300-1620	1	1 ¼	2.00	3.78	1.54	0.32
20G-20FL	G25300-2020	1 ¼	1 ¼	2.00	4.43	2.11	0.32
20G-24FL	G25300-2024	1 ¼	1 ½	2.38	4.63	2.30	0.32

O-Ring Flange 22 ½° Bent Tube

CODE 61

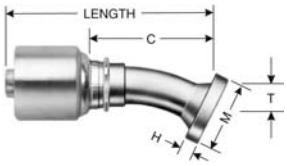

SPECIFICATIONS

	GLOBAL REF #	HOSE I.D. (IN.)	NOM. FLG. SIZE (IN.)	"M" FLANGE DIAMETER (IN.)	"T" DROP (IN.)	LENGTH (IN.)	"C" CUT-OFF (IN.)	"H" FLANGE HEAD THICKNESS
12G-12FL22	G25302-1212	¾	¾	1.50	0.44	4.47	2.46	0.27
16G-16FL22	G25302-1616	1	1	1.75	0.44	4.87	2.61	0.32
20G-20FL22	G25302-2020	1 ¼	1 ¼	2.00	0.50	5.18	2.85	0.32

O-Ring Flange 30° Bent Tube

CODE 61

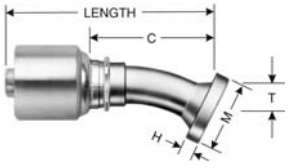

SPECIFICATIONS

	GLOBAL REF #	HOSE I.D. (IN.)	NOM. FLG. SIZE (IN.)	"M" FLANGE DIAMETER (IN.)	"T" DROP (IN.)	LENGTH (IN.)	"C" CUT-OFF (IN.)	"H" FLG. HEAD THICKNESS (IN.)
16G-16FL30	G25304-1616	1	1	1.75	0.61	4.92	2.69	0.32

O-Ring Flange 45° Bent Tube

CODE 61

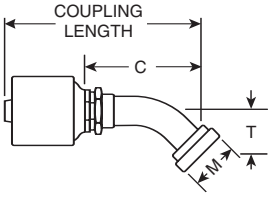

SPECIFICATIONS

	GLOBAL REF #	HOSE I.D. (IN.)	NOM. FLG. SIZE (IN.)	"M" FLANGE DIAMETER (IN.)	"T" DROP (IN.)	LENGTH (IN.)	"C" CUT-OFF (IN.)	FLG. HEAD THICKNESS (IN.)
8G-8FL45	G25307-0808	½	½	1.19	0.78	3.70	2.22	0.26
8G-12FL45	G25307-0812	½	¾	1.50	0.78	3.70	2.22	0.27
10G-10FLK45	G25307-1010	⅝	⅝	1.35	1.02	4.19	2.72	0.27
12G-12FL45	G25307-1212	¾	¾	1.50	1.00	4.67	2.66	0.27
12G-16FL45	G25307-1216	¾	1	1.75	1.00	4.67	2.66	0.32
16G-16FL45	G25307-1616	1	1	1.75	1.06	5.11	2.87	0.32
16G-20FL45	G25307-1620	1	1 ¼	2.00	1.06	5.10	2.86	0.32
20G-20FL45	G25307-2020	1 ¼	1 ¼	2.00	1.15	5.59	3.27	0.32

O-Ring Flange 60° Bent Tube

CODE 61

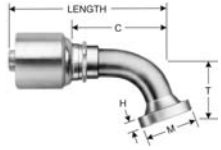

SPECIFICATIONS

	GLOBAL REF #	HOSE I.D. (IN.)	NOM. FLG. SIZE (IN.)	"M" FLANGE DIAMETER (IN.)	"T" DROP (IN.)	LENGTH (IN.)	"C" CUT-OFF (IN.)	"H" FLG. HEAD THICKNESS (IN.)
12G-12FL60	G25309-1212	¾	¾	1.50	1.41	4.61	2.60	0.27
12G-16FL60	G25309-1216	¾	1	1.75	1.73	4.80	2.80	0.32

O-Ring Flange 90° Bent Tube

CODE 61

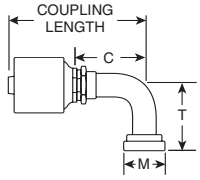

SPECIFICATIONS

	GLOBAL REF #	HOSE I.D. (IN.)	NOM. FLG. SIZE (IN.)	"M" FLANGE DIAMETER (IN.)	"T" DROP (IN.)	LENGTH (IN.)	"C" CUT-OFF (IN.)	"H" FLG. HEAD THICKNESS (IN.)
8G-8FL90	G25315-0808	½	½	1.19	1.63	3.59	2.11	0.27
8G-12FL90	G25315-0812	½	¾	1.50	1.63	3.60	2.13	0.27
10G-10FLK90	G25315-1010	⅝	⅝	1.35	2.17	3.90	2.42	0.27
10G-12FL90	G25315-1012	⅝	¾	1.50	2.28	3.94	2.46	0.27
12G-12FL90	G25315-1212	¾	¾	1.50	2.13	4.40	2.39	0.27
12G-16FL90	G25315-1216	¾	1	1.75	2.13	4.40	2.39	0.32
16G-16FL90	G25315-1616	1	1	1.75	2.38	5.04	2.81	0.32
16G-20FL90	G25315-1620	1	1 ¼	2.00	2.38	5.04	2.81	0.32
20G-20FL90	G25315-2020	1 ¼	1 ¼	2.00	2.62	5.41	3.09	0.32
20G-24FL90	G25315-2024	1 ¼	1 ½	2.38	2.62	5.67	3.35	0.32

SAE Male Inverted Swivel

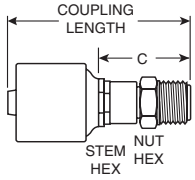

SPECIFICATIONS

	GLOBAL REF #	HOSE I.D. (IN.)	THREAD SIZE (IN.)	STEM HEX (IN.)	NUT HEX (IN.)	LENGTH (IN.)	"C" CUT-OFF (IN.)
4G-4MIX	G25500-0404	¼	7/16 - 24	½	7/16	2.52	1.49
4G-5MIX	G25500-0405	¼	½ - 20	½	½	2.52	1.49
6G-5MIX	G25500-0605	⅜	½ - 20	⅝	½	2.56	1.46
6G-6MIX	G25500-0606	⅜	⅝ - 18	⅝	⅝	2.75	1.65
6G-7MIX	G25500-0607	⅜	11/16 - 18	⅝	11/16	2.76	1.66
8G-6MIX	G25500-0806	½	⅝ - 18	13/16	⅝	3.13	1.65
8G-8MIX	G25500-0808	½	¾ - 16	13/16	¾	3.30	1.82

SAE Male Inverted Swivel 45° Bent Tube

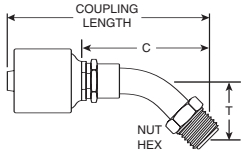

SPECIFICATIONS

	GLOBAL REF #	HOSE I.D. (IN.)	THREAD SIZE (IN.)	STEM HEX (IN.)	NUT HEX (IN.)	"T" DROP (IN.)	LENGTH (IN.)	"C" CUT-OFF (IN.)
6G-4MIX45	G25502-0604	⅜	7/16 - 24	⅝	7/16	1.00	3.17	2.07
6G-5MIX45	G25502-0605	⅜	½ - 20	⅝	½	1.00	3.13	2.03
6G-6MIX45	G25502-0606	⅜	⅝ - 18	⅝	⅝	1.00	3.32	2.22
6G-7MIX45	G25502-0607	⅜	11/16 - 18	⅝	11/16	1.00	3.39	2.29
8G-8MIX45	G25502-0808	½	¾ - 18	13/16	¾	1.14	4.17	2.70

SAE Male Inverted Swivel 90° Bent Tube

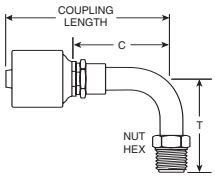

SPECIFICATIONS

	GLOBAL REF #	HOSE I.D. (IN.)	THREAD SIZE (IN.)	STEM HEX (IN.)	NUT HEX (IN.)	"T" DROP (IN.)	LENGTH (IN.)	"C" CUT-OFF (IN.)
4G-4MIX90	G25504-0404	1/4	7/16 - 24	1/2	7/16	1.38	2.33	1.31
4G-5MIX90	G25504-0405	1/4	1/2 - 20	1/2	1/2	1.38	2.46	1.44
6G-4MIX90	G25504-0604	3/8	7/16 - 24	5/8	7/16	1.38	2.44	1.34
6G-5MIX90	G25504-0605	3/8	1/2 - 20	5/8	1/2	1.38	2.50	1.40
6G-6MIX90	G25504-0606	3/8	5/8 - 18	5/8	5/8	1.38	2.80	1.70
6G-7MIX90	G25504-0607	3/8	11/16 - 18	5/8	11/16	1.38	2.80	1.70
8G-8MIX90	G25504-0808	1/2	3/4 - 16	13/16	3/4	1.64	3.29	1.81

SAE Male Flareless Assembly

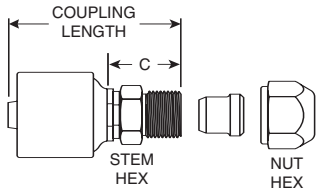

SPECIFICATIONS

	GLOBAL REF #	HOSE I.D. (IN.)	THREAD SIZE (IN.)	TUBE O.D. (IN.)	STEM HEX (IN.)	NUT HEX (IN.)	LENGTH (IN.)	"C" CUT-OFF (IN.)
4G-4MFA	G25510-0404	1/4	7/16 - 20	1/4	1/2	9/16	1.95	0.93
4G-5MFA	G25510-0405	1/4	1/2 - 20	5/16	1/2	5/8	1.97	0.94
6G-4MFA	G25510-0604	3/8	7/16 - 20	1/4	5/8	9/16	2.05	0.95
6G-5MFA	G25510-0605	3/8	1/2 - 20	5/16	5/8	5/8	2.07	0.97
6G-6MFA	G25510-0606	3/8	5/8 - 18	3/8	5/8	11/16	2.07	0.97
6G-8MFA	G25510-0608	3/8	3/4 - 16	1/2	3/4	7/8	2.20	1.11
8G-8MFA	G25510-0808	1/2	3/4 - 16	1/2	13/16	7/8	2.58	1.10
8G-10MFA	G25510-0810	1/2	7/8 - 14	5/8	7/8	1	2.64	1.16
12G-12MFA	G25510-1212	3/4	1 1/16 - 12	3/4	1 1/16	1 1/4	3.41	1.40
16G-16MFA	G25510-1616	1	1 5/16	1	1 3/8	1 1/2	3.76	1.52

North American Stand Pipe

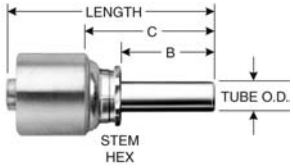

SPECIFICATIONS

	GLOBAL REF #	HOSE I.D. (IN.)	TUBE O.D. (IN.)	STEM HEX (IN.)	LENGTH (IN.)	"C" CUT-OFF (IN.)	"B" TUBE LENGTH (IN.)
4G-4NASP	G25520-0404	1/4	1/4	1/2	2.26	1.24	0.88
6G-6NASP	G25520-0606	3/8	3/8	5/8	2.34	1.24	0.88
8G-8NASP	G25520-0808	1/2	1/2	13/16	2.87	1.40	1.00
12G-12NASP	G25520-1212	3/4	3/4	1 1/16	3.58	1.57	1.16
16G-16NASP	G25520-1616	1	1	1 7/16	3.86	1.62	1.12

Female Air Brake Swivel

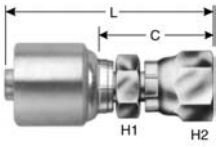

SPECIFICATIONS

	GLOBAL REF #	HOSE I.D. (IN.)	TREAD SIZE (IN.)	TUBE O.D. (IN.)	STEM HEX (IN.)	LENGTH (IN.)	"C" CUT-OFF (IN.)
6G-6FABX	G25540-0606	3/8	3/4 - 20	3/4	7/8	2.41	1.31
8G-6FABX	G25540-0806	1/2	3/4 - 20	13/16	7/8	2.48	1.00

Female Flareless Sleeve

SPECIFICATIONS

	TUBE O.D. (IN.)
4FFS	¼
5FFS	5/16
6FFS	⅜
8FFS	½
10FFS	⅝
12FFS	¾
16FFS	1

Female Flareless Nut

SPECIFICATIONS

	TUBE O.D. (IN.)	THREAD SIZE (IN.)	HEX (IN.)
4FFN	¼	7/16 - 20	9/16
5FFN	5/16	½ - 20	⅝
6FFN	⅜	⅝ - 18	11/16
8FFN	½	¾ - 16	⅞
10FFN	⅝	⅞ - 14	1
12FFN	¾	1 1/16 - 12	1 ¼
16FFN	1	1 5/16 - 12	1 ½

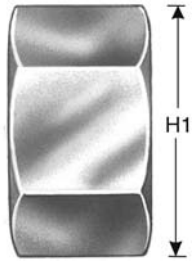

Female Grease

SPECIFICATIONS

	GLOBAL REF #	HOSE I.D. (IN.)	THREAD SIZE (MM)	STEM HEX (IN.)	LENGTH (IN.)	"C" CUT-OFF (IN.)
4G-8FG	G25561-0408	¼	½ - 27	11/16	1.87	0.85
6G-8FG	G25561-0608	⅜	½ - 27	11/16	1.93	0.83

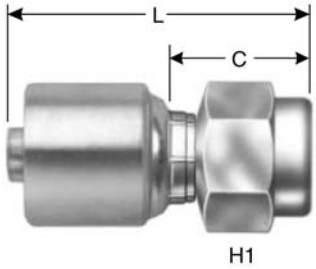

Pressure Washer Swivel

SPECIFICATIONS

	GLOBAL REF #	HOSE I.D. (IN.)	THREAD SIZE (MM)	LENGTH (IN.)	"C" CUT-OFF (IN.)
4G-6PWX	G25563-0406	¼	M22X1.5	2.52	1.50
6G-6PWX	G25563-0606	⅜	M22X1.5	2.60	1.50

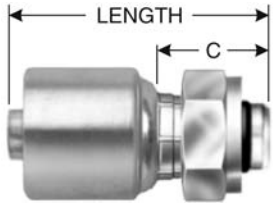

Male DIN 24° Cone Light Series

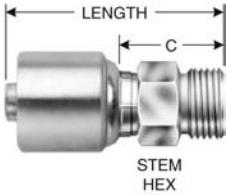

SPECIFICATIONS

	GLOBAL REF #	HOSE I.D. (IN.)	THREAD SIZE (MM)	STEM HEX (MM)	LENGTH (IN.)	"C" CUT-OFF (IN.)
4G-8MDL	G25615-0408	¼	M14X1.5	17	0.94	1.97
4G-10MDL	G25615-0410	¼	M16X1.5	17	0.98	2.01
6G-10MDL	G25615-0610	⅜	M16X1.5	17	0.97	2.07
6G-12MDL	G25615-0612	⅜	M18X1.5	19	0.97	2.07
8G-15MDL	G25615-0615	½	M22X1.5	24	1.08	2.56
10G-18MDL	G25615-1018	⅝	M26X1.5	27	1.08	2.56
12G-22MDL	G25615-1222	¾	M30X2.0	32	1.26	3.27

Female DIN 24° Cone Swivel Light Series With O-Ring

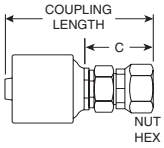

SPECIFICATIONS

	GLOBAL REF #	HOSE I.D. (IN.)	THREAD SIZE (MM)	NUT HEX (MM)	LENGTH (IN.)	"C" CUT-OFF (IN.)
4G-6FDLORX	G25645-0406	¼	M12X1.5	14.0	1.92	1.01
4G-8FDLORX	G25645-0408	¼	M14X1.5	17	2.02	1.12
4G-10FDLORX	G25645-0410	¼	M16X1.5	19	2.17	1.15
4G-12FDLORX	G25645-0412	¼	M18X1.5	22	2.07	1.17
6G-10FDLORX	G25645-0610	⅜	M16X1.5	19	2.06	1.15
6G-12FDLORX	G25645-0612	⅜	M18X1.5	22	2.09	1.18
8G-15FDLORX	G25645-0815	½	M22X1.5	27	2.43	1.16
10G-18FDLORX	G25645-1018	⅝	M26X1.5	32	2.36	1.19
12G-22FDLORX	G25645-1222	¾	M30X2.0	36.0	2.79	1.27
16G-28FDLORX	G25645-1628	1	M36X2.0	41.0	3.21	1.45
20G-35FDLORX	G25645-2035	1 ¼	M45X2.0	36.0	3.56	1.74

Female DIN 24° Cone Swivel Light Series With O-Ring 45° Bent Tube

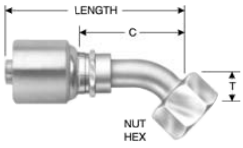

SPECIFICATIONS

	GLOBAL REF #	HOSE I.D. (IN.)	THREAD SIZE (MM)	NUT HEX (MM)	"T" DROP (MM)	LENGTH (IN.)	"C" CUT-OFF (IN.)
4G-8FDLORX45	G25650-0408	¼	M14X1.5	17	0.64	2.34	1.44
4G-10FDLORX45	G25650-0410	¼	M16X1.5	19	0.70	2.41	1.51
6G-10FDLORX45	G25650-0610	⅜	M16X1.5	19	0.73	2.50	1.59
6G-12FDLORX45	G25650-0612	⅜	M18X1.5	22	0.74	2.52	1.61
6G-15FDLORX45	G25650-0615	⅜	M22X1.5	27	0.89	2.66	1.75
8G-15FDLORX45	G25650-0815	½	M22X1.5	27	0.79	3.13	1.85
10G-18FDLORX45	G25650-1018	⅝	M26X1.5	32	0.98	3.37	2.21
16G-28FDLORX45	G25650-1628	1	M36X2.0	41	1.21	4.87	3.10

Female DIN 24° Cone Swivel Light Series With O-Ring 90° Bent Tube

SPECIFICATIONS

	GLOBAL REF #	HOSE I.D. (IN.)	THREAD SIZE (MM)	NUT HEX (MM)	"T" DROP (MM)	LENGTH (IN.)	"C" CUT-OFF (IN.)
4G-8FDLORX90	G25655-0408	¼	M14X1.5	17	1.38	2.14	1.24
4G-10FDLORX90	G25655-0410	¼	M16X1.5	19	1.44	2.14	1.24
5G-10FDLORX90	G25655-0510	5⁄16	M16X1.5	19	1.44	2.31	1.35
6G-10FDLORX90	G25655-0610	⅜	M16X1.5	19	1.44	2.18	1.27
6G-12FDLORX90	G25655-0612	⅜	M18X1.5	22	1.46	2.18	1.27
8G-15FDLORX90	G25655-0815	½	M22X1.5	27	1.65	2.87	1.59
10G-18FDLORX90	G25655-1018	⅝	M26X1.5	32	2.03	3.04	1.87
12G-22FDLORX90	G25655-1222	¾	M30X2.0	36	2.40	3.73	2.22
16G-28FDLORX90	G25655-1628	1	M36X2.0	41	2.76	4.69	2.93
20G-35FDLORX90	G25655-2035	1 ¼	M45X2.0	36	3.15	5.07	3.26

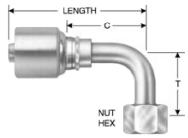

Male DIN 24° Cone Heavy Series

SPECIFICATIONS

	GLOBAL REF #	HOSE I.D. (IN.)	THREAD SIZE (MM)	STEM HEX (MM)	LENGTH (IN.)	"C" CUT-OFF (IN.)
4G-8MDH	G25715-0408	¼	M16X1.5	17	2.09	1.06
4G-10MDH	G25715-0410	¼	M18X1.5	19	2.07	1.04
6G-10MDH	G25715-0610	⅜	M18X1.5	19	2.07	0.97
6G-12MDH	G25715-0612	⅜	M20X1.5	24	2.26	1.17
6G-14MDH	G25715-0614	⅜	M22X1.5	24	2.34	1.24
8G-12MDH	G25715-0812	½	M18X1.5	24	2.42	1.14
8G-16MDH	G25715-0816	½	M24X1.5	27	2.72	1.24
10G-20MDH	G25715-1020	⅝	M30X2.0	32	2.89	1.42

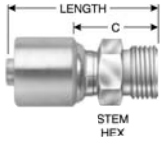

Female DIN 24° Cone Swivel Heavy Series With O-Ring

SPECIFICATIONS

	GLOBAL REF #	HOSE I.D. (IN.)	THREAD SIZE (MM)	NUT HEX (MM)	LENGTH (IN.)	"C" CUT-OFF (IN.)
4G-8FDHORX	G25720-0408	¼	M16X1.5	19	2.02	1.12
4G-10FDHORX	G25720-0410	¼	M18X1.5	22	2.06	1.15
5G-12FDHORX	G25720-0512	5⁄16	M20X1.5	24	2.28	1.18
5G-14FDHORX	G25720-0514	5⁄16	M22X1.5	27	2.11	1.18
6G-10FDHORX	G25720-0610	⅜	M18X1.5	22	2.06	1.15
6G-12FDHORX	G25720-0612	⅜	M20X1.5	24	2.09	1.18
6G-14FDHORX	G25720-0614	⅜	M22X1.5	27	2.19	1.28
8G-12FDHORX	G25720-0812	½	M20X1.5	24	2.76	1.29
8G-14FDHORX	G25720-0814	½	M22X1.5	27	2.56	1.28
8G-16FDHORX	G25720-0816	½	M24X1.5	30	2.60	1.32
10G-20FDHORX	G25720-1020	⅝	M30X1.5	36	2.67	1.51
12G-20FDHORX	G25720-1220	¾	M30X2.0	36	2.99	1.48
12G-25FDHORX	G25720-1225	¾	M36X2.0	46	3.19	1.68
16G-25FDHORX	G25720-1625	1	M36X2.0	46	4.04	1.80
16G-30FDHORX	G25720-1630	1	M42X2.0	50	3.70	1.94

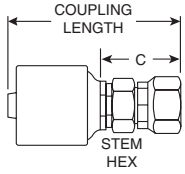

Female DIN 24° Cone Swivel Heavy Series With O-Ring 45° Bent Tube

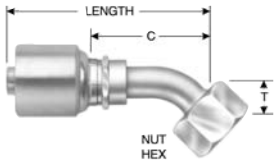

SPECIFICATIONS

	GLOBAL REF #	HOSE I.D. (IN.)	THREAD SIZE (MM)	NUT HEX (MM)	"T" DROP (MM)	LENGTH (IN.)	"C" CUT-OFF (IN.)
4G-8FDHORX45	G25725-0408	¼	M16X1.5	19	0.64	2.34	1.44
6G-12FDHORX45	G25725-0612	⅜	M20X1.5	24	0.74	2.52	1.61
8G-14FDHORX45	G25725-0814	½	M22X1.5	27	1.11	3.40	2.13
8G-16FDHORX45	G25725-0816	½	M24X1.5	30	0.85	3.19	1.91
10G-20FDHORX45	G25725-1020	⅝	M30X2.0	36	0.98	3.36	2.19

Female DIN 24° Cone Swivel Heavy Series With O-Ring 90° Bent Tube

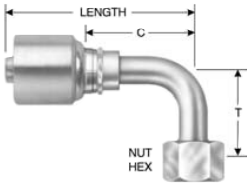

SPECIFICATIONS

	GLOBAL REF #	HOSE I.D. (IN.)	THREAD SIZE (MM)	NUT HEX (MM)	"T" DROP (IN.)	LENGTH (IN.)	"C" CUT-OFF (IN.)
4G-8FDHORX90	G25730-0408	¼	M16X1.5	19	1.38	2.14	1.24
4G-10FDHORX90	G25730-0410	¼	M18X1.5	22	1.44	2.15	1.24
5G-12FDHORX90	G25730-0512	5⁄16	M20X1.5	24	1.46	2.32	1.22
5G-14FDHORX90	G25730-0514	5⁄16	M22X1.5	24	1.57	2.15	1.22
6G-10FDHORX90	G25730-0610	⅜	M18X1.5	22	1.44	2.18	1.27
6G-12FDHORX90	G25730-0612	⅜	M20X1.5	24	1.46	2.18	1.27
6G-14FDHORX90	G25730-0614	⅜	M22X1.5	27	1.57	2.18	1.27
8G-16FDHORX90	G25730-0816	½	M24X1.5	30	1.73	2.87	1.59
10G-20FDHORX90	G25730-1020	⅝	M30X2.0	36	2.01	3.00	1.83
10G-25FDHORX90	G25730-1025	⅝	M36X2.0	46	2.52	3.00	1.83
12G-20FDHORX90	G25730-1220	¾	M30X2.0	36	2.01	3.46	1.94
12G-25FDHORX90	G25730-1225	¾	M36X2.0	46	2.52	3.73	2.22

Male British Standard Parallel Pipe

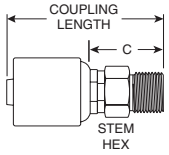

SPECIFICATIONS

	GLOBAL REF #	HOSE I.D. (IN.)	THREAD SIZE (IN.)	STEM HEX (MM)	LENGTH (IN.)	"C" CUT-OFF (IN.)
4G-4MBSPP	G25810-0404	¼	¼ - 19	19	2.11	1.08
6G-6MBSPP	G25810-0606	⅜	⅜ - 19	22	2.17	1.07
8G-8MBSPP	G25810-0808	½	½ - 14	27	2.72	1.24
12G-12MBSPP	G25810-1212	¾	¾ - 14	32	3.35	1.34
16G-16MBSPP	G25810-1616	1	1 - 11	41	3.98	1.74

Metric Light Stand Pipe

SPECIFICATIONS

	GLOBAL REF #	HOSE I.D. (IN.)	TUBE OUTSIDE DIA. SIZE (MM)	STEM HEX (IN)	LENGTH (IN.)	"C" CUT-OFF (IN.)	"B" TUBE LENGTH (IN.)
4G-6MLSP	G25750-0406	¼	6.0	½	2.24	1.22	0.87
4G-8MLSP	G25750-0408	¼	8.0	½	2.24	1.22	0.87
4G-10MLSP	G25750-0410	¼	10.0	⅝			
6G-10MLSP	G25750-0610	⅜	10.0	⅝	2.34	1.24	0.91
6G-12MLSP	G25750-0612	⅜	12	⅝	2.34	1.24	0.91
8G-15MLSP	G25750-0815	½	15.0	13/16	2.81	1.34	0.98
10G-18MLSP	G25750-1018	⅝	18.0				
10G-22MLSP	G25750-1022	⅝	22.0	1 1/16			
12G-18MLSP	G25750-1218	¾	18.0	1 1/16	3.44	1.44	1.02
12G-22MLSP	G25750-1222	¾	22.0	1 1/16	3.50	1.50	1.10
16G-28MLSP	G25750-1628	1	28.0	1 7/16	3.90	1.66	1.18

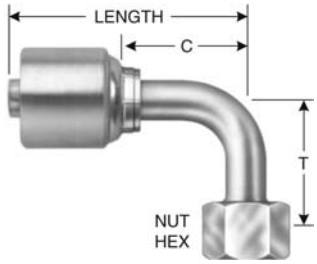

Metric Bite Sleeve

SPECIFICATIONS

	GLOBAL REF #	TUBE OUTSIDE DIA. SIZE (MM)
6BS	G64787-0006	6
8BS	G64787-0008	8
10BS	G64787-0010	10
12BS	G64787-0012	12
14BS	G64787-0014	14
15BS	G64787-0015	15
16BS	G64787-0016	16
18BS	G64787-0018	18
20BS	G64787-0020	20
22BS	G64787-0022	22
25BS	G64787-0025	25
28BS	G64787-0028	28
30BS	G64787-0030	30
35BS	G64787-0035	35
38BS	G64787-0038	38
42BS	G64787-0042	42

Metric Bite Nut



SPECIFICATIONS

	GLOBAL REF #	THREAD SIZE (IN.)	DIN TUBE OUTSIDE DIA. SIZE (MM)
6MNL	G64788-0006	M12x1.5	6
6MNH	G64789-0006	M14x1.5	6
8MNL	G64788-0008	M14x1.5	8
8MNH	G64789-0008	M16x1.5	8
10MNL	G64788-0010	M16X1.5	10
10MNH	G64789-0010	M18X1.5	10
12MNL	G64788-0012	M18X1.5	12
12MNH	G64789-0012	M20X1.5	12
14MNH	G64789-0014	M22X1.5	14
15MNL	G64788-0015	M22X1.5	15
16MNH	G64789-0016	M24X1.5	16
18MNL	G64788-0018	M26X1.5	18
20MNH	G64789-0020	M30X1.5	20
22MNL	G64788-22	M30X2.0	22
25MNH	G64789-0025	M36X2.0	25
28MNL	G64788-0028	M36X2.0	28
30MNH	G64789-0030	M42X2.0	30
35MNL	G64788-0035	M45X2.0	35
38MNH	G64789-0038	M52X2.0	38
42MNL	G64788-0042	M52X2.0	42

Male British Standard Pipe Tapered/Japanese Tapered Thread

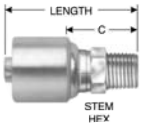

SPECIFICATIONS

	GLOBAL REF #	HOSE I.D. (IN.)	THREAD SIZE (IN.)	STEM HEX (MM)	LENGTH (IN.)	"C" CUT-OFF (IN.)
4G-4MBSPT	G2579-0404	¼	¼ - 19	14	1.89	0.97
6G-6MBSPT	G2579-0606	⅜	⅜ - 19	19	1.95	1.03
8G-8MBSPT	G2579-0808	½	½ - 14	22	2.49	1.22
12G-12MBSPT	G2579-1212	¾	¾ - 14	32	2.92	1.41
16G-16MBSPT	G2579-1616	1	1 - 11	36	3.45	1.64

Female British Standard Parallel Pipe O-Ring Swivel

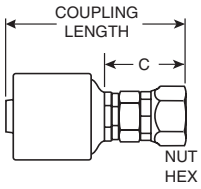

SPECIFICATIONS

	GLOBAL REF #	HOSE I.D. (IN.)	THREAD SIZE (IN.)	NUT HEX (MM)	LENGTH (IN.)	"C" CUT-OFF (IN.)
4G-4FBSPORX	G25830-0404	¼	¼ - 19	19	1.57	0.67
4G-6FBSPORX	G25830-0406	¼	⅜ - 19	22	1.57	0.67
5G-6FBSPORX	G25830-0506	5⁄16	⅜ - 19	22	1.66	0.71
5G-8FBSPORX	G25830-0508	5⁄16	½ - 14	27	2.16	1.06
6G-6FBSPORX	G25830-0606	⅜	⅜ - 19	22	1.61	0.70
6G-8FBSPORX	G25830-0608	⅜	½ - 14	27	1.58	0.67
8G-6FBSPORX	G25830-0806	½	⅜ - 19	22	2.62	1.14
8G-8FBSPORX	G25830-0808	½	½ - 14	27	1.95	0.67
8G-10FBSPORX	G25830-0810	½	⅝ - 14	27	2.68	1.20
10G-10FBSPORX	G25830-1010	⅝	¾ - 14	30	1.92	0.75
10G-12FBSPORX	G25830-1012	⅝	¾ - 14	32	1.99	0.82
12G-12FBSPORX	G25830-1212	¾	¾ - 14	32	2.34	0.83
12G-16FBSPORX	G25830-1216	¾	1 - 11	41	3.43	1.42
16G-16FBSPORX	G25830-1616	1	1 - 11	41	2.76	0.99
20G-20FBSPORX	G25830-2020	1 ¼	1 ¼ - 11	50	2.97	1.16

Female British Standard Parallel Pipe O-Ring Swivel 45° Bent Tube

SPECIFICATIONS

	GLOBAL REF #	HOSE I.D. (IN.)	THREAD SIZE (IN.)	NUT HEX (MM)	"T" DROP (IN.)	LENGTH (IN.)	"C" CUT-OFF (IN.)
4G-4FBSPORX45	G25831-0404	¼	¼ - 19	19	0.46	2.13	1.22
6G-6FBSPORX45	G25831-0606	⅜	⅜ - 19	22	0.61	2.44	1.54
8G-8FBSPORX45	G25831-0808	½	½ - 14	27	0.67	3.01	1.73
10G-10FBSPORX45	G25831-1010	⅝	¾ - 14	30	0.84	3.22	2.05
12G-12FBSPORX45	G25831-1212	¾	¾ - 14	32	1.11	4.05	2.54
16G-16FBSPORX45	G25831-1616	1	1 - 11	41	1.22	4.87	3.10
20G-20FBSPORX45	G25831-2020	1 ¼	1 ¼ - 11	50	1.48	5.50	3.68

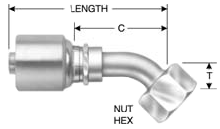

Female British Standard Parallel Pipe O-Ring Swivel 90° Bent Tube

SPECIFICATIONS

	GLOBAL REF #	HOSE I.D. (IN.)	THREAD SIZE (IN.)	NUT HEX (IN.)	"T" DROP (IN.)	LENGTH (IN.)	"C" CUT-OFF (IN.)
4G-4FBSPORX90	G25832-0404	¼	¼ - 19	¾	0.93	1.94	1.04
6G-6FBSPORX90	G25832-0606	⅜	⅜ - 19	⅞	1.26	2.24	1.34
6G-8FBSPORX90	G25832-0608	⅜	½ - 14	1 1/16	1.48	2.18	1.27
8G-8FBSPORX90	G25832-0808	½	½ - 14	1 1/16	1.48	2.87	1.59
10G-10FBSPORX90	G25832-1010	⅝	⅝ - 14	1 3/16	1.81	3.00	1.83
12G-12FBSPORX90	G25832-1212	¾	¾ - 14	1 ¼	2.36	3.72	2.20
16G-16FBSPORX90	G25832-1616	1	1 - 11	1 ⅝	2.76	4.69	2.93

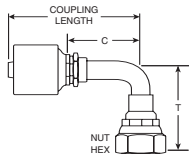

Female British Standard Parallel O-Ring Swivel 90° Block

SPECIFICATIONS

	GLOBAL REF #	HOSE I.D. (IN.)	THREAD SIZE (IN.)	NUT HEX (IN.)	"T" DROP (IN.)	LENGTH (IN.)	"C" CUT-OFF (IN.)
4G-4FBSPORX90BL	G25845-0404	¼	¼ - 19	¾	0.71	1.63	0.72
6G-6FBSPORX90BL	G25845-0606	⅜	⅜ - 19	⅞	0.83	1.71	0.79

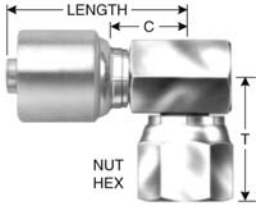

Female British Flat-Face Swivel

SPECIFICATIONS

	GLOBAL REF #	HOSE I.D. (IN.)	THREAD SIZE (IN.)	NUT HEX (IN.)	LENGTH (IN.)	"C" CUT-OFF (IN.)
6G-8FBFFX	G25855-0608	⅜	½ - 14	1 1/16	1.79	0.69
8G-8FBFFX	G25855-0808	½	½ - 14	1 1/16	2.19	0.71
8G-12FBFFX	G25855-0812	½	¾ - 14	1 ¼	2.07	0.59

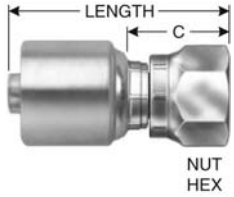

Female Komatsu Style Japanese Metric Swivel

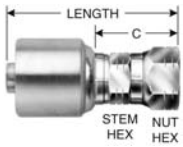

SPECIFICATIONS

	GLOBAL REF #	HOSE I.D. (IN.)	THREAD SIZE (MM)	STEM HEX (MM)	NUT HEX (MM)	LENGTH (IN.)	"C" CUT-OFF (IN.)
4G-4FKX	G25910-0404	¼	M14X1.5	14.3	19.0	2.22	1.18
6G-6FKX	G25910-0606	⅜	M18X1.5	17.5	22.2	2.47	1.37
8G-8FKX	G25910-0808	½	M22X1.5	20.7	27.0	2.93	1.46
10G-10FKX	G25910-1010	⅝	M24X1.5	25.4	31.8	3.09	1.62
12G-12FKX	G25910-1212	¾	M30X1.5	28.6	36.5	3.82	1.81
16G-16FKX	G25910-1616	1	M33X1.5	34.9	41.3	4.51	2.28

Female Komatsu Style Japanese Metric Swivel 45° Bent Tube

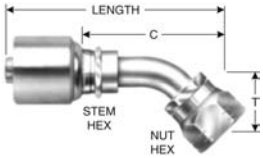

SPECIFICATIONS

	GLOBAL REF #	HOSE I.D. (IN.)	THREAD SIZE (IN.)	STEM HEX (IN.)	NUT HEX (IN.)	"T" DROP (IN.)	LENGTH (IN.)	"C" CUT-OFF (IN.)
4G-4FKX45	G25911-0404	¼	M14X1.5	½	¾	0.75	3.07	2.05
6G-6FKX45	G25911-0606	⅜	M18X1.5	⅝	⅞	1.10	3.39	2.29
8G-8FKX45	G25911-0808	½	M22X1.5	13/16	1 1/16	0.71	3.74	2.26
10G-10FKX45	G25911-1010	⅝	M24X1.5	15/16	1 ¼	1.10	4.43	2.95
12G-12FKX45	G25911-1212	¾	M30X1.5	1 1/16	1 ⅞	1.18	5.24	3.23

These female swivels have been marked with two small notches on the hex to identify them as the Komatsu style.

Female Komatsu Style Japanese Metric Swivel 90° Bent Tube

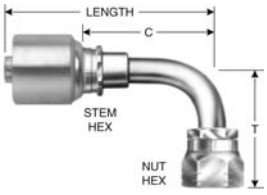

SPECIFICATIONS

	GLOBAL REF #	HOSE I.D. (IN.)	THREAD SIZE (IN.)	STEM HEX (IN.)	NUT HEX (IN.)	"T" DROP (IN.)	LENGTH (IN.)	"C" CUT-OFF (IN.)
4G-4FKX90M	G25913-0404	¼	M14X1.5	½	¾	1.50	2.72	1.69
6G-6FKX90-028	G25913-0606	⅜	M22X1.5	⅝	⅞	1.09	2.92	1.82
8G-8FKX90M	G25913-0808	½	M22X1.5	13/16	1 1/16	1.38	3.46	1.99
12G-12FKX90M	G25913-1212	¾	M30X1.5	1 1/16	1 7/16	2.48	4.65	2.64

These female swivels have been marked with two small notches on the hex to identify them as the Komatsu style.

Female Japanese Industrial Standard Swivel

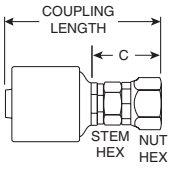

SPECIFICATIONS

	GLOBAL REF #	HOSE I.D. (IN.)	THREAD SIZE (IN.)	STEM HEX (IN.)	NUT HEX (IN.)	LENGTH (IN.)	"C" CUT-OFF (IN.)
4G-4FJISX	G25930-0404	¼	¼ - 19	¾	¾	2.20	1.18
6G-6FJISX	G25930-0606	⅜	⅜ - 19	⅝	⅞	2.38	1.28
8G-8FJISX	G25930-0808	½	½ - 14	13/16	1 1/16	2.93	1.46
12G-12FJISX	G25930-1212	¾	¾ - 14	1 1/16	1 ¼	3.67	1.67
16G-16FJISX	G25930-1616	1	1 - 11	1 ⅜	1 ½	4.08	1.84
20G-20FJISX	G25930-2020	1 ¼	1 ¼ - 11	1 ¾	2	4.59	2.26

Male O-Ring Adapterless Swivel

SPECIFICATIONS

	GLOBAL REF #	HOSE I.D. (IN.)	THREAD SIZE (IN.)	STEM HEX (MM)	NUT HEX (MM)	LENGTH (IN.)	"C" CUT-OFF (IN.)
4G-4MBAX	G25130-0404	¼	7/16 - 20	14.0	17.0	3.19	2.17
4G-6MBAX	G25130-0406	¼	9/16 - 18	14.0	17.0	3.19	2.17
6G-6MBAX	G25130-0606	⅜	9/16 - 18	17.0	22.0	3.44	2.35
6G-8MBAX	G25130-0608	⅜	¾ - 16	17.0	22.0	3.43	2.33
8G-8MBAX	G25130-0808	½	¾ - 16	22.0	24.0	4.02	2.54
10G-10MBAX	G25130-1010	½	⅞ - 14	24.0	30.0	4.25	2.78
12G-12MBAX	G25130-1212	¾	1 1/16 - 12	27.0	36.0	5.16	3.15

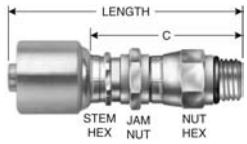

Male O-Ring Adapterless Swivel 45° Bent Tube

SPECIFICATIONS

	GLOBAL REF #	HOSE I.D. (IN.)	THREAD SIZE (IN.)	STEM HEX (IN.)	NUT HEX (MM)	"T" DROP (IN.)	LENGTH (IN.)	"C" CUT-OFF (IN.)
4G-4MBAX45	G25133-0404	¼	7/16 - 20	½	17.0	1.42	3.54	2.52
6G-6MBAX45	G25133-0606	⅜	9/16 - 18	⅝	22.0	1.57	3.98	2.88
6G-8MBAX45	G25133-0608	C\,	C\v - 16	B\,				
8G-8MBAX45	G25133-0808	½	¾ - 16	13/16	24.0	1.81	4.80	3.33
10G-10MBAX45	G25133-1010	⅝	⅞ - 14	15/16	30.0	1.97	5.08	3.62
12G-12MBAX45	G25133-1212	¾	1 1/16 - 12	1 1/16	36.0	2.20	5.98	3.98

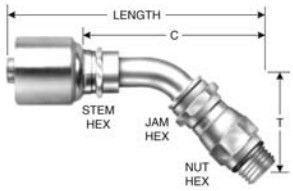

Male O-Ring Adapterless Swivel 90° Bent Tube

SPECIFICATIONS

	GLOBAL REF #	HOSE I.D. (IN.)	THREAD SIZE (IN.)	STEM HEX (IN.)	NUT HEX (MM)	"T" DROP (IN.)	LENGTH (IN.)	"C" CUT-OFF (IN.)
4G-4MBAX90S	G25135-0404	¼	7/16 - 20	½	17.0	2.32	2.68	1.65
4G-4MBAX90L	G25136-0404	¼	7/16 - 20	½	17.0	3.35	2.40	1.38
6G-6MBAX90S	G25135-0606	⅜	9/16 - 18	⅝	22.0	2.60	3.07	1.97
6G-6MBAX90L	G25136-0606	⅜	9/16 - 18	⅝	22.0	3.78	2.76	1.66
6G-8MBAX90S	G25135-0608	⅜	¾ - 16	⅝	22.0	2.60	3.07	1.97
8G-8MBAX90S	G25135-0808	½	¾ - 16	13/16	24.0	3.03	3.80	2.32
8G-8MBAX90L	G25136-0808	½	¾ - 16	13/16	24.0	4.41	3.44	1.97
10G-10MBAX90S	G25135-1010	⅝	⅞ - 14	15/16	30.0	3.39	4.19	2.72
10G-10MBAX90L	G25136-1010	⅝	⅞ - 14	15/16	30.0	4.96	3.76	2.28
10G-12MBAX90S	G25135-1012	¾	1 1/16 - 12	1 1/16	36.0	3.82	5.00	2.99
12G-12MBAX90S	G25135-1212	¾	1 1/16 - 12	1 1/16	36.0	3.82	5.00	2.99
12G-12MBAX90L	G25136-1212	¾	1 1/16 - 12	1 1/16	36.0	5.63	4.49	2.48

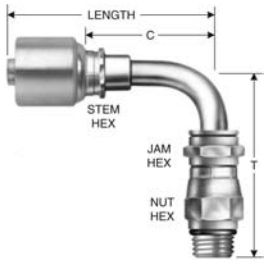

Coupling Stems For Use Only With C4 Hose and C4 Ferrules

Ferrules For C4 Hose

SPECIFICATIONS

PRODUCT I.D.		HOSE I.D. (IN.)	"A" LENGTH (IN.)	"B" DIAMETER (IN.)
	AUTOMOTIVE REFERENCE #			
12PC1F-C4	80464	¾	1.00	1.50
16PC1F-C4	80465	1	1.125	1.75
20PC1F-C4	80466	1 ¼	1.52	2.00
24PC1F-C4	80470	1 ½	1.56	2.25
32PC1F-C4	80472	2	2.00	2.75

NPTF Solid Male

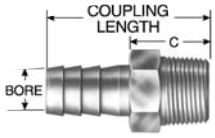

SPECIFICATIONS

PRODUCT I.D.		HOSE I.D. (IN.)	THREAD SIZE (IN.)	BORE SIZE (IN.)	HEX SIZE (IN.)	COUPLING LENGTH (IN.)	"C" CUT-OFF (IN.)
	AUTOMOTIVE REFERENCE #						
12C4-12MP	80501	¾	¾ - 14	0.62	1 1/16	2.56	1.31
12C4-16MP	80502	¾	1 - 11 ½	0.62	1 ⅜	2.87	1.62
16C4-16MP	80503	1	1 - 11 ½	0.81	1 ⅜	2.94	1.63
20C4-20MP	80504	1 ¼	1 ¼ - 11 ½	1.06	1 ¾	3.54	1.72
24C4-24MP	80505	1 ½	1 ½ - 11 ½	1.25	2	3.71	1.82
32C4-32MP	80506	2	2 - 11 ½	1.69	2 ½	4.34	1.96

NPTF Swivel Male

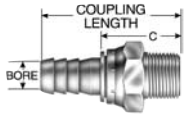

SPECIFICATIONS

PRODUCT I.D.		HOSE I.D. (IN.)	THREAD SIZE (IN.)	BORE SIZE (IN.)	HEX SIZE (IN.)	COUPLING LENGTH (IN.)	"C" CUT-OFF (IN.)
	AUTOMOTIVE REFERENCE #						
12C4-12MPX	80507	¾	¾ - 14	0.62	1.31	3.01	1.70
16C4-16MPX	80508	1	1 - 11 ½	0.81	1.62	3.49	2.12

Female JIC 37° Flare Swivel

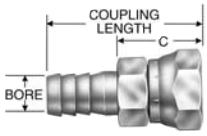

SPECIFICATIONS

PRODUCT I.D.		HOSE I.D. (IN.)	THREAD SIZE (IN.)	BORE SIZE (IN.)	HEX SIZE (IN.)	COUPLING LENGTH (IN.)	"C" CUT-OFF (IN.)
	AUTOMOTIVE REFERENCE #						
12C4-12FJX	80514	¾	1 1/16 - 12	0.62	1 ¼	2.68	1.44
12C4-14FJX	80515	¾	1 3/16 - 12	0.62	1 ⅜	2.76	1.51
12C4-16FJX	80516	¾	1 5/16 - 12	0.62	1 ½	2.85	1.60
16C4-16FJX	80517	1	1 5/16 - 12	0.81	1 ½	2.90	1.59
20C4-20FJX	80518	1 ¼	1 ⅝ - 12	1.06	2	3.67	1.85
24C4-24FJX	80519	1 ½	1 ⅞ - 12	1.25	2 ¼	3.98	2.09
32C4-32FJX	80521	2	2 ½ - 12	1.69	2 ⅞	4.94	2.59

O-Ring Flange Straight

CODE 61 – SAE J518

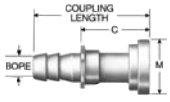

SPECIFICATIONS

PRODUCT I.D.		HOSE I.D. (IN.)	BORE SIZE (IN.)	NOM. FLG. SIZE (IN.)	"M" FLG. DIA. (IN.)	COUPLING LENGTH (IN.)	"C" CUT-OFF (IN.)
	AUTOMOTIVE REFERENCE #						
12C4-12FL	80524	¾	0.58	¾	1 ½	2.98	1.73
16C4-16FL	80525	1	0.81	1	1 ¾	3.08	1.49
20C4-20FL	80526	1 ¼	1.01	1 ¼	2	3.66	1.84
24C4-24FL	80527	1 ½	1.26	1 ½	2 ⅜	3.75	1.81
32C4-32FL	80528	2	1.69	2	2 13/16	4.44	2.06

LOW PRESSURE - 100R4, COUPLINGS

SPECIFICATIONS

PRODUCT I.D.		HOSE I.D. (IN.)	NOM. FLG. SIZE (IN.)	"M" FLG. DIA. (IN.)	"T" DROP (IN.)	COUPLING LENGTH (IN.)	"C" CUT-OFF (IN.)
	AUTOMOTIVE REFERENCE #						
12C4-12FL90	80557	¾	¾	1 ½	2.13	3.38	2.13
12C4-16FL90	80558	¾	1	1 ¾	2.13	3.38	2.13
16C4-16FL90	80559	1	1	1 ¾	2.38	3.75	2.44
16C4-20FL90	80561	1	1 ¼	2	2.38	3.75	2.44
20C4-20FL90	80562	1 ¼	1 ¼	2	2.62	4.41	2.59
20C4-24FL90	80565	1 ¼	1 ¼	2 ⅜	2.62	4.46	2.64
24C4-24FL90	80563	1 ½	1 ½	2 ⅜	3.12	4.95	3.06
32C4-32FL90	80564	2	2	2 13/16	4.50	6.88	4.50

O-Ring Flange 90°

CODE 61 – SAE J518

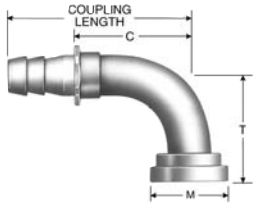

REUSABLE COUPLINGS FOR 100R2 HOSE

SAE 100R2 Type AT, Thin Cover Non-Skive Type

SPECIFICATIONS

PRODUCT I.D.			HOSE I.D. (IN.)	THREAD SIZE (IN.)	LENGTH (IN.)	"C" CUT-OFF (IN.)
	AUTOMOTIVE REFERENCE #	GATES REFERENCE #				
42504N-102	81247	4C2AT-2RMP	¼	⅛ - 27	2.30	1.23
42504N-104	81223	4C2AT-4RMP	¼	¼ - 18	2.52	1.45
42506N-104	81248	6C2AT-4RMP	⅜	¼ - 18	2.68	1.45
42506N-106	81224	6C2AT-6RMP	⅜	⅜ - 18	2.53	1.30
42508N-106	81249	8C2AT-6RMP	½	⅜ - 18	3.05	1.63
42508N-108	81225	8C2AT-8RMP	½	½ - 14	3.06	1.64
42508N-112	81251	8C2AT-12RMP	½	¾ - 14	3.13	1.71
42512N-112	81226	12C2AT-12RMP	¾	¾ - 14	3.19	1.65
42516N-116	81227	16C2AT-16RMP	1	1 - 11 ½	3.78	2.04
42520N-120	81228	20C2AT-20RMP	1 ¼	1 ¼ - 11 ½	4.59	2.49
42524N-124	81252	24C2AT-24RMP	1 ½	1 ½ - 11 ½	5.18	2.68

NPTF Solid Male

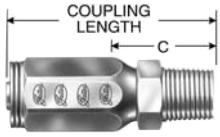

SPECIFICATIONS

PRODUCT I.D.		HOSE I.D. (IN.)	THREAD SIZE (IN.)	LENGTH (IN.)	"C" CUT-OFF (IN.)
	AUTOMOTIVE REFERENCE #				
4C2AT-4RMPX	81350	¼	¼ - 18	3.18	2.11
6C2AT-6RMPX	81351	⅜	⅜ - 18	3.51	2.27
8C2AT-8RMPX	81352	½	½ - 14	3.99	2.56
12C2AT-12RMPX	81353	¾	¾ - 14	4.27	2.73

NPTF Swivel Male

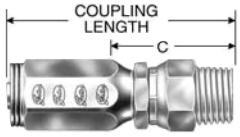

REUSABLE COUPLINGS FOR 100R2 HOSE

JIC Solid Male

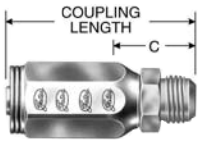

SPECIFICATIONS

PRODUCT I.D.			HOSE I.D. (IN.)	THREAD SIZE (IN.)	"C" CUT-OFF (IN.)
	AUTOMOTIVE REFERENCE #	GATES REFERENCE #			
42504N-504	–	–	1/4	7/16 - 24	1 3/8
42504N-505	–	–	1/4	1/2 - 20	1 3/8
42504N-506	–	–	1/4	9/16 - 18	1 3/8
42506N-506	81342	6C2AT-6RMJ	3/8	9/16 - 18	1 3/8
42506N-508	–	–	3/8	3/4 - 16	1 1/2
42508N-508	81343	8C2AT-8RMJ	1/2	3/4 - 16	1 9/16
42508N-510	81344	8C2AT-10RMJ	1/2	7/8 - 14	1 11/16
42512N-512	81345	12C2AT-12RMJ	3/4	1 1/16 - 12	1 3/4
42516N-516	–	–	1	1 5/16 - 12	1 15/16

Female JIC 37° Flare Swivel

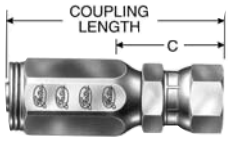

SPECIFICATIONS

PRODUCT I.D.			HOSE I.D. (IN.)	THREAD SIZE (IN.)	"C" CUT-OFF (IN.)
	AUTOMOTIVE REFERENCE #	GATES REFERENCE #			
42504N-604	81229	4C2AT-4RFJX	1/4	7/16 - 20	1 1/2
42504N-605	81230	4C2AT-5RFJX	1/4	1/2 - 20	1 9/16
42504N-606	–	–	1/4	9/16 - 18	1 5/8
42506N-406	–	–	3/8	5/8 - 18	1 1/2
42506N-606	81231	6C2AT-6RFJX	3/8	9/16 - 18	1 5/8
42506N-608	81232	6C2AT-8RFJX	3/8	3/4 - 16	1 13/16
42508N-608	81233	8C2AT-8RFJX	1/2	3/4 - 16	1 13/16
42508N-610	81234	8C2AT-10RFJX	1/2	7/8 - 14	1 7/8
42512N-610	–	–	3/4	7/8 - 14	1 7/8
42512N-412*	–	–	3/4	1 1/16 - 14	2
42512N-612	81235	12C2AT-12RFJX	3/4	1 1/16 - 12	2
42512N-614	–	–	3/4	1 3/16 - 12	2 1/16
42516N-616	81236	16C2AT-16RFJX	1	1 5/16 - 12	2 5/8
42520N-620	81237	20C2AT-20RFJX	1 1/4	1 5/8 - 12	2 3/4
42524N-624	81254	24C2AT-24RFJX	1 1/2	1 7/8 - 12	3
42532N-632	81255	32C2AT-32RFJX	2	2 1/2 - 12	3 3/4

* Female SAE (45° flare) swivel

Female JIC 37° Flare Swivel 45° Bent Tube

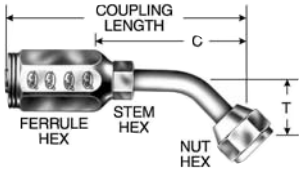

SPECIFICATIONS

PRODUCT I.D.			HOSE I.D. (IN.)	THREAD SIZE (IN.)	"T" DROP (IN.)	"C" CUT-OFF (IN.)
	AUTOMOTIVE REFERENCE #	GATES REFERENCE #				
42504N-684	81354	4C2AT-4RFJX45	1/4	7/16 - 20	0.33	1 7/8
42506N-686	81355	6C2AT-6RFJX45	3/8	9/16 - 18	0.39	2
42508N-688	81356	8C2AT-8RFJX45	1/2	3/4 - 16	0.56	2 1/4
42508N-690	–	–	1/2	7/8 - 14	0.64	2 1/2
42512N-692	81357	12C2AT-12RFJX45	3/4	1 1/16 - 12	0.73	2 13/16
42516N-696	–	–	1	1 5/16 - 12	0.89	3

REUSABLE COUPLINGS FOR 100R2 HOSE

SPECIFICATIONS

PRODUCT I.D.			HOSE I.D. (IN.)	THREAD SIZE (IN.)	"T" DROP (IN.)	"C" CUT-OFF (IN.)
	AUTOMOTIVE REFERENCE #	GATES REFERENCE #				
42504N-664	81358	4C2AT-4RFJX90	¼	7/16 - 20	0.68	1 11/16
42506N-666	81359	6C2AT-6RFJX90	⅜	9/16 - 18	0.85	1 15/16
42508N-668	81361	8C2AT-8RFJX90	½	¾ - 16	1.09	2 1/16
42508N-670	81362	8C2AT-10RFJX90	½	⅞ - 14	1.23	2 ¼
42512N-672	81363	12C2AT-12RFJX90	¾	1 1/16 - 12	1.82	2 ¾
42516N-676	–	–	1	1 5/16 - 12	2.14	3 ¼

Female JIC 37° Flare Swivel 90° Bent Tube

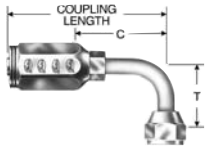

SPECIFICATIONS

PRODUCT I.D.		HOSE I.D. (IN.)	THREAD SIZE (IN.)	"T" DROP (IN.)	"C" CUT-OFF (IN.)
	GATES REFERENCE #				
42504N-644	4C2AT-4FJX90L	¼	7/16 - 20	1.80	1 ¾
42506N-646	6C2AT-6FJX90L	⅜	9/16 - 18	2.18	2
42508N-648	6C2AT-8FJX90L	½	¾ - 16	2.45	2 3/16
42512N-652	8C2AT-8FJX90L	¾	1 1/16 - 12	3.75	2 ¾

Female JIC 37° Flare Swivel 90° Bent Tube Long Drop

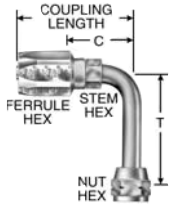

REUSABLE COUPLINGS FOR C1T HOSE

SAE 100R1 Type T, Thin Cover Non-Skive Type

SPECIFICATIONS

PRODUCT I.D.		HOSE I.D. (IN.)	THREAD SIZE (IN.)	"C" CUT-OFF (IN.)
	AUTOMOTIVE REFERENCE #			
4C1T-2RMP	81241	¼	⅛ - 27	1.29
4C1T-4RMP	81210	¼	¼ - 18	1.51
6C1T-4RMP	81242	⅜	¼ - 18	1.54
6C1T-6RMP	81211	⅜	⅜ - 18	1.39
8C1T-6RMP	81243	½	⅜ - 18	1.70
8C1T-8RMP	81212	½	½ - 14	1.71
8C1T-12RMP	81244	½	¾ - 14	1.87
12C1T-12RMP	81213	¾	¾ - 14	1.73
16C1T-16RMP	81214	1	1 - 11 ½	2.10

NPTF Solid Male With 30° Cone Seat

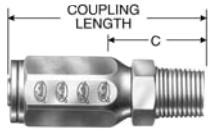

REUSABLE COUPLINGS FOR 100R1 HOSE

NPTF Swivel Male Without 30° Cone Seat

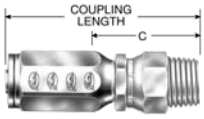

SPECIFICATIONS

PRODUCT I.D.		HOSE I.D. (IN.)	THREAD SIZE (IN.)	"C" CUT-OFF (IN.)
	AUTOMOTIVE REFERENCE #			
4C1T-4RMPX	81185	¼	¼ - 18	2.17
6C1T-6RMPX	81186	⅜	⅜ - 18	2.23
8C1T-8RMPX	81187	½	½ - 14	2.63
12C1T-12RMPX	81188	¾	¾ - 14	2.73

JIC Solid Male 37° Flare

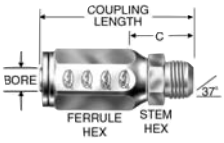

SPECIFICATIONS

PRODUCT I.D.		HOSE I.D. (IN.)	THREAD SIZE (IN.)	BORE (IN.)	STEM HEX (IN.)	FERRULE HEX (IN.)	LENGTH (IN.)	"C" CUT-OFF (IN.)
	AUTOMOTIVE REFERENCE #							
6C1T-6RMJ	81177	⅜	9⁄16 - 18	0.25	9⁄16	⅞	2.68	1.40
8C1T-8RMJ	81178	½	¾ - 16	0.38	¾	1	3.05	1.70
8C1T-10RMJ	81179	½	⅞ - 14	0.38	⅞	1	3.31	1.96
12C1T-12RMJ	81180	¾	1 1⁄16 - 12	0.61	1 1⁄16	1 ⅜	3.52	1.98

Female JIC 37° Flare Swivel

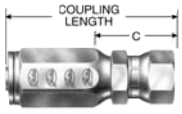

SPECIFICATIONS

PRODUCT I.D.		HOSE I.D. (IN.)	THREAD SIZE (IN.)	"C" CUT-OFF (IN.)
	AUTOMOTIVE REFERENCE #			
4C1T-4RFJX	81215	¼	7⁄16 - 20	1.46
4C1T-5RFJX	81216	¼	½ - 20	1.57
6C1T-6RFJX	81217	⅜	9⁄16 - 18	1.65
6C1T-8RFJX	81218	⅜	¾ - 16	1.76
8C1T-8RFJX	81219	½	¾ - 16	1.89
8C1T-10RFJX	81220	½	⅞ - 14	1.99
12C1T-12RFJX	81221	¾	1 1⁄16 - 12	1.91
16C1T-16RFJX	81222	1	1 5⁄16 - 12	2.22

Female JIC 37° Flare Swivel 90° Bent Tube

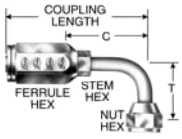

SPECIFICATIONS

PRODUCT I.D.		HOSE I.D. (IN.)	THREAD SIZE (IN.)	"C" CUT-OFF (IN.)
	AUTOMOTIVE REFERENCE #			
4C1T-4RFJX90	81193	¼	7⁄16 - 20	1.68
6C1T-6RFJX90	81194	⅜	9⁄16 - 18	2.00
6C1T-8RFJX90	81195	⅜	¾ - 16	2.31
8C1T-8RFJX90	81196	½	¾ - 16	2.51
8C1T-10RFJX90	81197	½	⅞ - 14	2.57
12C1T-12RFJX90	81198	¾	1 1⁄16 - 12	3.05

REUSABLE COUPLINGS FOR C5C AND LP GAS HOSE

DOT FMVSS Type II

NPTF Solid Male Pipe With 30° Cone Seat

SPECIFICATIONS

PRODUCT I.D.			HOSE I.D. (IN.)	HOSE DASH SIZE	THREAD SIZE (IN.)	STEM HEX SIZE (IN.)	FERRULE HEX SIZE (IN.)	COUPLING LENGTH (IN.)	"C" CUT-OFF (IN.)
	AUTOMOTIVE REFERENCE #	GATES REFERENCE #							
24704N-102	88401	4C5-2RMP	3/16	-4	1/8 - 27	1/2	5/8	1.71	0.94
24704N-104	88402	4C5-4RMP	3/16	-4	1/4 - 18	9/16	5/8	1.91	1.13
24705N-104	88404	5C5-4RMP	1/4	-5	1/4 - 18	9/16	11/16	1.96	1.19
24706N-104	88405	6C5-4RMP	5/16	-6	1/4 - 18	9/16	13/16	2.08	1.22
24706N-106	88427	6C5-6RMP	5/16	-6	3/8 - 18	11/16	13/16	2.11	1.22
24708N-106	88406	8C5-6RMP	13/32	-8	3/8 - 18	11/16	15/16	2.48	1.34
24708N-108	88407	8C5-8RMP	13/32	-8	1/2 - 14	7/8	15/16	2.71	1.59
24710N-108	88408	10C5-8RMP	1/2	-10	1/2 - 14	7/8	1 1/8	2.88	1.59
24710N-112	88409	10C5-12RMP	1/2	-10	3/4 - 14	1 1/16	1 1/8	2.95	1.66
24712N-112	88411	12C5-12RMP	5/8	-12	3/4 - 14	1 1/16	1 1/4	3.25	1.69
06916D-112	86412	16C5-12RMP	7/8	-16	3/4 - 14	1 1/8	1 1/4	2.81	1.53
06916D-116	86413	16C5-16RMP	7/8	-16	1 - 11 1/2	1 3/8	1 7/16	3.00	1.72
06920D-120	86428	20C5-20RMP	1 1/8	-20	1 1/4 - 11 1/2	1 11/16	1 7/16	3.18	1.88
06924D-124	86388	24C5-24RMP	1 3/8	-24	1 1/2 - 11 1/2	2	1 3/4	3.47	2.03
06932D-132	86389	32C5-32RMP	1 13/16	-32	2 - 11 1/2	2 1/2	2	3.99	2.22

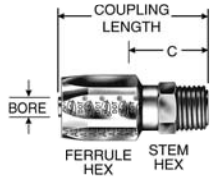

Male SAE 45° Flare

SPECIFICATIONS

PRODUCT I.D.			HOSE I.D. (IN.)	HOSE DASH SIZE	THREAD SIZE (IN.)	STEM HEX SIZE (IN.)	FERRULE HEX SIZE (IN.)	COUPLING LENGTH (IN.)	"C" CUT-OFF (IN.)
	AUTOMOTIVE REFERENCE #	GATES REFERENCE #							
24704N-304	88414	4C5-4RMS	3/16	-4	7/16 - 20	1/2	5/8	1.84	1.0625
24705N-305	88415	5C5-5RMS	1/4	-5	1/2 - 20	9/16	11/16	2.00	1.1875
24706N-306	88416	6C5-6RMS	5/16	-6	5/8 - 18	11/16	13/16	2.19	1.28
24708N-308	88417	8C5-8RMS	13/32	-8	3/4 - 16	13/16	15/16	2.67	1.53
24710N-310	88418	10C5-10RMS	1/2	-10	7/8 - 14	15/16	1 1/8	3.01	1.72
24712N-312	88419	12C5-12RMS	5/8	-12	1 1/16 - 14	1 1/8	1 1/4	3.46	1.94

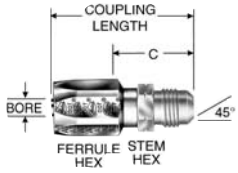

Male JIC 37° Flare

SPECIFICATIONS

PRODUCT I.D.			HOSE I.D. (IN.)	HOSE DASH SIZE	THREAD SIZE (IN.)	STEM HEX SIZE (IN.)	FERRULE HEX SIZE (IN.)	COUPLING LENGTH (IN.)	"C" CUT-OFF (IN.)
	AUTOMOTIVE REFERENCE #	GATES REFERENCE #							
24704N-504	86431	4C5-4RMJ	3/16	-4	7/16 - 20	1/2	5/8	1.79	1.09
24705N-505	86432	5C5-5RMJ	1/4	-5	1/2 - 20	9/16	11/16	1.96	1.19
24706N-506	86433	6C5-6RMJ	5/16	-6	9/16 - 18	5/8	13/16	2.17	1.22
24708N-508	86434	8C5-8RMJ	13/32	-8	3/4 - 16	13/16	15/16	2.56	1.44
24710N-510	86435	10C5-10RMJ	1/2	-10	7/8 - 14	15/16	1 1/8	2.88	1.59
24712N-512	86436	12C5-12RMJ	5/8	-12	1 1/16 - 12	1 1/8	1 1/4	3.34	1.78

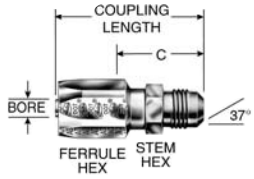

Male SAE 45° Flare Inverted Swivel Straight

SPECIFICATIONS

PRODUCT I.D.			HOSE I.D. (IN.)	HOSE DASH SIZE	THREAD SIZE (IN.)	NUT HEX SIZE (IN.)	FERRULE HEX SIZE (IN.)	COUPLING LENGTH (IN.)	"C" CUT-OFF (IN.)
	AUTOMOTIVE REFERENCE #	GATES REFERENCE #							
24704N-B04	86372	4C5-4RMIX	3/16	-4	7/15 - 24	7/16	5/8	2.41	1.72
5C5-6RMIX	86367	5C5-6RMIX	1/4	-5	5/8 - 18	5/8	11/16	2.59	1.82
6C5-5RMIX	86380	6C5-5RMIX	5/16	-6	1/2 - 20	1/2	13/16	2.60	1.65
6C5-8RMIX	86383	6C5-8RMIX	5/16	-6	3/4 - 18	3/4	13/16	3.23	2.28
24705N-B05	86381	5C5-5RMIX	1/4	-5	1/2 - 20	1/2	11/16	2.61	1.84
24706N-B06	86382	6C5-6RMIX	5/16	-6	5/8 - 20	5/8	13/16	2.86	1.91
8C5-6RMIX	86361	8C5-6RMIX	13/32	-8	5/8 - 18	5/8	15/16	3.13	2.01
24708N-B08	86384	8C5-8RMIX	13/32	-8	3/4 - 18	3/4	15/16	3.49	2.37

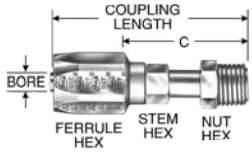

REUSABLE COUPLINGS FOR C5C AND LP GAS HOSE

Male SAE 45° Flare Inverted Swivel 45° Bent Tube

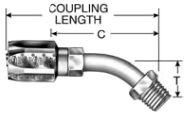

SPECIFICATIONS

PRODUCT I.D.			HOSE I.D. (IN.)	HOSE DASH SIZE	THREAD SIZE (IN.)	"T" DROP (IN.)	"C" CUT-OFF (IN.)
	AUTOMOTIVE REFERENCE #	GATES REFERENCE #					
4C5-4RMIX45	86368	4C5-4RMIX45	3/16	-4	7/16 - 24	0.62	1.48
6C5-6RMIX45	86369	6C5-6RMIX45	5/16	-6	5/8 - 18	0.94	2.09
8C5-8RMIX45	86370	8C5-8RMIX45	13/16	-8	3/4 - 18	1.09	2.32

Male SAE 45° Flare Inverted Swivel 90° Bent Tube

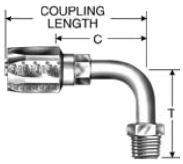

SPECIFICATIONS

PRODUCT I.D.			HOSE I.D. (IN.)	HOSE DASH SIZE	THREAD SIZE (IN.)	"T" DROP (IN.)	"C" CUT-OFF (IN.)
#	AUTOMOTIVE REFERENCE #	GATES REFERENCE #					
24704N-E04	86385	4C5-4RMIX90	3/16	-4	7/16 - 24	1.56	1.47
24705N-E05	86386	5C5-5RMIX90	1/4	-5	1/2 - 20	1.66	1.66
24706N-E04	–	–	5/16	-6	7/16 - 24	2.41	1.5
24706N-E05	–	–	5/16	-6	1/2 - 20	2.56	1.6875
24706N-E06	86387	6C5-6RMIX90	5/16	-6	5/8 - 18	1.69	1.69
6C5-8RMIX90	86377	6C5-8RMIX90	5/16	-6	3/4 - 18	1.78	1.78
8C5-6RMIX90	86378	8C5-6RMIX90	13/32	-8	5/8 - 18	1.69	1.69
8C5-8RMIX90	86379	8C5-8RMIX90	13/32	-8	3/4 - 18	1.78	1.78

Female SAE 45° Flare Swivel

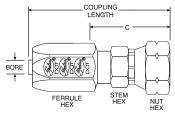

SPECIFICATIONS

PRODUCT I.D.			HOSE I.D. (IN.)	HOSE DASH SIZE	THREAD SIZE (IN.)	"C" CUT-OFF (IN.)
	AUTOMOTIVE REFERENCE #	GATES REFERENCE #				
24706N-406	–	6C5-6RFSX	5/16	-6	5/8 - 18	1.43
24712N-412	–	12C5-12RFSX	5/8	-12	1 1/16 - 14	2.00

Female JIC 37° Flare Swivel

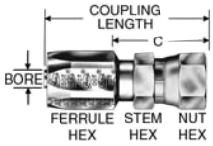

SPECIFICATIONS

PRODUCT I.D.		HOSE I.D. (IN.)	THREAD SIZE (IN.)	NUT HEX SIZE (IN.)	STEM HEX SIZE (IN.)	COUPLING LENGTH (IN.)	"C" CUT-OFF (IN.)
	GATES REFERENCE #						
24704N-604†	4C5-4RFJSX	3/16	7/16 - 20	9/16	5/8	2.01	1.3125
24705N-605†	–	1/4	1/2 - 20	5/8	11/16	2.19	1.50
24706N-605†	6C5-5RFJSX	5/16	1/2 - 20	5/8	13/16	2.38	1.50
24706N-606	6C5-6RFJSX	5/16	9/16 - 18	11/16	13/16	2.35	1.50
24706N-608†	6C5-8RFJSX	5/16	3/4 - 16	7/8	13/16	2.45	1.5625
24708N-608†	8C5-8RFJSX	13/32	3/4 - 16	7/8	15/16	2.82	1.75
24710N-608†	10C5-8RFJSX	1/2	3/4 - 16	7/8	1 1/8	3.04	1.75
24710N-610†	10C5-10RFJSX	1/2	7/8 - 14	1	1 1/8	3.04	1.75
24712N-612	12C5-12RFJSX	5/8	1 1/16 - 12	1 1/4	1 1/4	3.46	1.9375
24716N-616	16C5-16RFJSX	7/8	1 5/16 - 12	1 1/2	1 7/16	3.21	2.00
06916D-X26*	–	7/8	1 5/16 - 14	1 1/2	1 7/16	3.20	1.9375
06920D-620	20C5-20RFJSX	1 1/8	1 5/8 - 12	2	1 3/4	3.00	1.6875
06924D-624	24C5-24RFJSX	1 3/8	1 7/8 - 12	2 1/4	1 15/16	3.28	1.875
06932D-632	32C5-32RFJSX	1 13/16	1 1/2 - 12	2 7/8	2 1/2	4.02	2.25

† Swivel nuts both SAE45° and JIC 37°

* Parker triple

REUSABLE COUPLINGS FOR C5C AND LP GAS HOSE

Female JIC Swivel 37° Flare 45° Bent Tube

SPECIFICATIONS

PRODUCT I.D.			HOSE I.D. (IN.)	HOSE DASH SIZE	THREAD SIZE (IN.)	SIZE (IN.)	NUT HEX SIZE (IN.)	STEM HEX SIZE (IN.)	"T" LENGTH (IN.)	COUPLING CUT-OFF (IN.)
	AUTOMOTIVE REFERENCE #	GATES REFERENCE #								
24704N-684†	86462	–	3/16	-4	7/16 - 20	9/16	5/8	.33	2.45	1.75
24705N-685†	86463	–	1/4	-5	1/2 - 20	5/8	11/16	.36	2.60	1.875
24706N-486*	88485	6C5-6RFSX45	5/16	-6	3/4 - 16	3/4	13/16	.39	2.77	1.875
24706N-686	86464	6C5-6RFSX45	5/16	-6	9/16 - 18	11/16	13/16	.39	3.78	1.875
24708N-688†	86465	–	13/32	-8	3/4 - 16	7/8	15/16	.55	3.34	2.25
24710N-690†	86466	–	1/2	-10	7/8 - 14	1	1 1/8	.63	3.66	2.4375
24712N-492*	86488	12C5-12RFSX45	5/8	-12	1 1/16 - 14	1 1/4	1 1/4	.78	4.36	2.1875
24712N-692	86467	12C5-12RFSX45	5/8	-12	1 1/16 - 12	1 1/4	1 1/4	.78	4.39	2.875
24716N-696	86468	16C5-16RFSX45	7/8	-16	1 5/16 - 12	1 1/2	1 7/16	.89	4.00	2.75

* Female SAE (45° Flare) swivel

† Swivel nuts both SAE45° and JIC37°

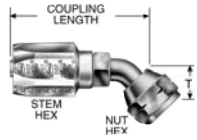

Female JIC Swivel 37° Flare 90° Bent Tube

SPECIFICATIONS

PRODUCT I.D.			HOSE I.D. (IN.)	HOSE DASH SIZE	THREAD SIZE (IN.)	NUT HEX SIZE (IN.)	STEM HEX SIZE (IN.)	"T" DROP (IN.)	COUPLING CUT-OFF (IN.)	"C" CUT-OFF (IN.)
	AUTOMOTIVE REFERENCE #	GATES REFERENCE #								
24704N-664†	88511	4C5-4RFJSX90	3/16	-4	7/16 - 20	9/16	5/8	0.69	2.28	1.50
24705N-665†	88512	5C5-5RFJSX90	1/4	-5	1/2 - 20	5/8	11/16	0.78	2.54	1.875
24706N-466*	88491	6C5-6RFSX90	5/16	-6	5/8 - 18	3/4	13/16	0.85	2.69	1.8125
24706N-666	–	–	5/16	-6	9/16 - 18	11/16	13/16	0.85	2.65	1.8125
24708N-668†	88514	8C5-8RFJSX90	13/32	-8	3/4 - 16	7/8	15/16	1.09	3.15	1.0625
24710N-670†	88515	10C5-10RFJSX90	1/2	-10	7/8 - 14	1	1 1/8	1.25	3.63	2.50
24712N-472*	88494	12C5-12RFSX90	5/8	-12	1 1/16 - 14	1 1/4	1 1/4	1.82	4.33	2.75
24712N-672	86474	12C5-12RFJSX90	5/8	-12	1 1/16 - 12	1 1/4	1 1/4	1.82	4.29	2.8125
24716N-676	86475	16C5-16RFJSX90	7/8	-16	1 5/16 - 12	1 1/2	1 7/16	2.14	4.07	2.875

* Female SAE (45° Flare) swivel

† Swivel nuts both SAE45° and JIC37°

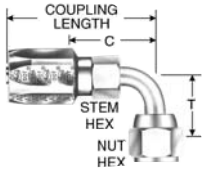

Female JIC Swivel 37° Flare 90° Bent Tube Long Drop

SPECIFICATIONS

PRODUCT I.D.			HOSE I.D. (IN.)	HOSE DASH SIZE	THREAD SIZE (IN.)	NUT HEX SIZE (IN.)	STEM HEX SIZE (IN.)	"T" DROP (IN.)	COUPLING CUT-OFF (IN.)	"C" CUT-OFF (IN.)
	AUTOMOTIVE REFERENCE #	GATES REFERENCE #								
24704N-644†	86476	4C5-4RFJSX90L	3/16	-4	7/16 - 20	9/16	5/8	1.80	2.35	1.6875
24705N-645†	86477	5C5-5RFJSX90L	1/4	-5	1/2 - 20	5/8	11/16	1.80	2.54	1.875
24706N-446*	86497	6C5-6RFSX90L	5/16	-6	5/8 - 18	3/4	13/16	2.18	2.69	1.75
24706N-646	86478	6C5-6RFJSX90L	5/16	-6	9/16 - 18	11/16	13/16	2.18	2.83	1.9375
24708N-648†	86479	8C5-8RFJSX90L	13/32	-8	3/4 - 16	7/8	15/16	2.43	3.31	2.1875
24710N-650†	86374	10C5-10RFJSX90L	1/2	-10	7/8 - 14	1	1 1/8	2.57	3.47	2.25
24712N-652	86481	12C5-12RFJX90L	5/8	-12	1 1/16 - 12	1 1/4	1 1/4	3.73	4.29	2.8125
24716N-656	86482	16C5-16RFJX90L	7/8	-16	1 5/16 - 12	1 1/2	1 7/16	4.33	4.33	3.125

* Female SAE (45° Flare) swivel

† Swivel nuts both SAE45° and JIC37°

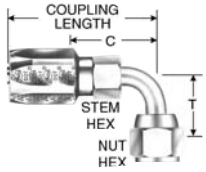

Flareless Tube Rigid With Nut And Sleeve

SPECIFICATIONS

	TUBE SIZE (IN.)	HOSE I.D. (IN.)	THREAD SIZE (IN.)	COUPLING LENGTH (IN.)	HOSE CUT-OFF FACTOR (IN.)	HOLE DIAMETER (IN.)	STEM HEX (IN.)	FERRULE HEX (IN.)
24706N-754	1/4	5/16	7/16 - 20	2.02	1.12	.20	5/8	13/16
24706N-755	5/16	5/16	1/2 - 20	1.96	1.12	.23	5/8	13/16
24706N-756	3/8	5/16	9/16 - 18	1.98	1.12	.25	11/16	13/16
24706N-758	1/2	5/16	3/4 - 16	2.12	1.25	.25	3/4	13/16

Replacement nuts and sleeves available

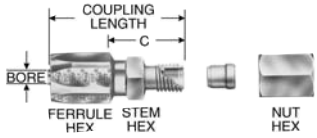

NPTF Solid Male

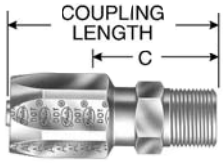

SPECIFICATIONS

PRODUCT I.D.		HOSE I.D. (IN.)	DASH HOSE SIZE	THREAD SIZE (IN.)	"C" CUT-OFF (IN.)
	AUTOMOTIVE REFERENCE #				
4C5E-2RMP	88100	3/16	-4	1/8 - 27	0.81
4C5E-4RMP	88101	3/16	-4	1/4 - 18	1.03
5C5E-4RMP	88102	1/4	-5	1/4 - 18	0.96
6C5E-4RMP	88103	5/16	-6	1/4 - 18	1.00
6C5E-6RMP	88104	5/16	-6	3/8 - 18	1.04
8C5E-6RMP	88105	13/32	-8	3/8 - 18	1.19
8C5E-8RMP	88106	3/4	-8	1 3/16 - 12	1.29
10C5E-8RMP	88107	1/2	-10	1/2 - 14	1.31
12C5E-12RMP	88108	5/8	-12	3/4 - 14	1.44
12C5E-16RMP	88109	5/8	-12	1 - 11 1/2	1.72
16C5E-12RMP	88112	7/8	-16	3/4 - 14	1.43
16C5E-16RMP	88110	7/8	-16	1 - 11 1/2	1.74
20C5E-20RMP	88111	1 1/8	-20	1 1/4 - 11 1/2	1.80

Male SAE – 45° Flare Inverted Swivel Straight

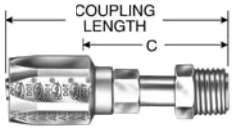

SPECIFICATIONS

PRODUCT I.D.		HOSE I.D. (IN.)	DASH HOSE SIZE	THREAD SIZE (IN.)	"C" CUT-OFF (IN.)
	AUTOMOTIVE REFERENCE #				
4C5E-4RMIX	88150	3/16	-4	7/16 - 24	1.33
5C5E-5RMIX	88151	1/4	-5	1/2 - 20	1.46
6C5E-5RMIX	88152	5/16	-6	1/2 - 20	1.54
6C5E-6RMIX	88153	5/16	-6	5/8 - 18	1.86
8C5E-8RMIX	88154	13/32	-8	3/4 - 18	2.24

Male SAE 45° Flare Inverted Swivel 45° Bent Tube

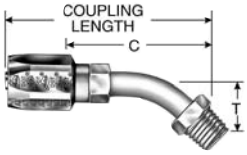

SPECIFICATIONS

PRODUCT I.D.		HOSE I.D. (IN.)	DASH HOSE SIZE	THREAD SIZE (IN.)	"C" CUT-OFF (IN.)
	AUTOMOTIVE REFERENCE #				
6C5E-6RMIX45	88145	5/16	-6	5/8 - 18	0.84
8C5E-8RMIX45	88146	13/32	-8	3/4 - 18	1.09

Male SAE 37° Flare Inverted Swivel 90° Bent Tube

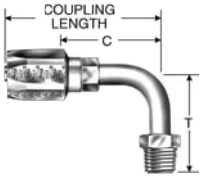

SPECIFICATIONS

PRODUCT I.D.		HOSE I.D. (IN.)	HOSE DASH SIZE	THREAD SIZE (IN.)	"T" DROP (IN.)	"C" CUT-OFF (IN.)
	AUTOMOTIVE REFERENCE #					
4C5E-4RMIX90	88135	3/16	-4	7/16 - 24	1.25	1.33
5C5E-5RMIX90	88136	1/4	-5	1/2 - 20	1.50	1.46
6C5E-5RMIX90	88137	5/16	-6	1/2 - 20	1.50	1.54
6C5E-6RMIX90	88138	5/16	-6	5/8 - 18	1.63	1.86
8C5E-8RMIX90	88139	13/32	-8	3/4 - 18	2.00	2.24

REUSABLE COUPLINGS FOR C5E HOSE

Female SAE 45° Flare Swivel

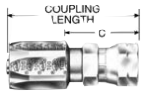

SPECIFICATIONS

PRODUCT I.D.		HOSE I.D. (IN.)	HOSE DASH SIZE	THREAD SIZE (IN.)	"C" CUT-OFF (IN.)
	AUTOMOTIVE REFERENCE #				
6C5E-6RFSX	88116	5/16	-6	5/8 - 18	1.28
12C5E-12RFSX	88119	5/8	-12	1 1/16 - 14	1.80

Female JIC 37° Flare Swivel

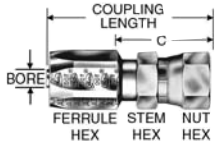

SPECIFICATIONS

PRODUCT I.D.		HOSE I.D. (IN.)	THREAD SIZE (IN.)	BORE (IN.)	NUT HEX (IN.)	STEM HEX (IN.)	FERRULE HEX (IN.)	LENGTH (IN.)	"C" CUT-OFF (IN.)
	AUTOMOTIVE REFERENCE #								
6C5E-6RFJX	88127	5/16	9/16 - 18	0.23	3/4	5/8	3/4	2.04	1.19
12C5E-12RFJX	88130	5/8	1 1/16 - 12	0.55	1 1/4	1	1 1/8	2.92	1.78
16C5E-16RFJX	88131	7/8	1 5/16 - 12	0.80	1 1/2	1 1/4	1 3/8	2.90	1.84
20C5E-20RFJX	88133	1 1/8	1 5/8 - 12	1.02	2	1 9/16	1 5/8	3.34	2.20

Dual Seat Female JIC 37° Flare SAE 45° Flare Swivel

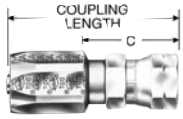

SPECIFICATIONS

PRODUCT I.D.		HOSE I.D. (IN.)	HOSE DASH SIZE	THREAD SIZE (IN.)	"C" CUT-OFF (IN.)
	AUTOMOTIVE REFERENCE #				
4C5E-4RFJSX	88125	3/16	-4	7/16 - 20	1.10
5C5E-5RFJSX	88126	1/4	-5	1/2 - 20	1.21
8C5E-8RFJSX	88128	13/32	-8	3/4 - 16	1.43
10C5E-10RFJSX	88129	1/2	-10	7/8 - 14	1.65

Female JIC 37° Flare Swivel 90° Bent Tube

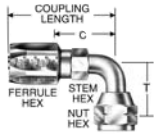

SPECIFICATIONS

PRODUCT I.D.		HOSE I.D. (IN.)	HOSE DASH SIZE	THREAD SIZE (IN.)	"T" DROP (IN.)	"C" CUT-OFF (IN.)
	AUTOMOTIVE REFERENCE #					
6C5E-6RFJX90	88082	5/16	-6	9/16 - 18	0.84	1.36
12C5E-12RFJX90	88085	5/8	-12	1 1/16 - 12	1.81	1.94
16C5E-16RFJX90	88086	7/8	-16	1 5/16 - 12	2.16	2.25

Female SAE 45° Flare Swivel 90° Bent Tube

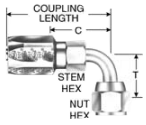

SPECIFICATIONS

PRODUCT I.D.		HOSE I.D. (IN.)	HOSE DASH SIZE	THREAD SIZE (IN.)	"T" DROP (IN.)	"C" CUT-OFF (IN.)
	AUTOMOTIVE REFERENCE #					
6C5E-6RFSX90	88089	5/16	-6	5/8 - 18	0.84	1.36
12C5E-12RFSX90	88090	5/8	-12	1 1/16 - 12	1.81	2.44

Brass Lock-On

NPTF Solid Male

SPECIFICATIONS

PRODUCT I.D.			HOSE DASH SIZE	THREAD SIZE (IN.)	"C" CUT-OFF (IN.)
	AUTOMOTIVE REFERENCE #	GATES REFERENCE #			
10004B-102	86501	4LOC-2RMP	¼	⅛ - 27	0.56
10004B-104	86502	4LOC-4RMP	¼	¼ - 18	0.81
10004B-106	–	–	¼	⅜ - 18	0.79
10005B-102	86515	5LOC-2RMP	5⁄16	⅛ - 27	0.81
10005B-104	86516	5LOC-4RMP	5⁄16	¼ - 18	0.81
10006B-102	–	–	⅜	⅛ - 27	0.6875
10006B-104	86503	6LOC-4RMP	⅜	¼ - 18	0.81
10006B-106	86504	6LOC-6RMP	⅜	⅜ - 18	0.88
10006B-108	–	–	⅜	½ - 14	1.00
10006B-112	–	–	⅜	¾ - 14	1.00
10008B-104	–	–	½	¼ - 18	0.89
10008B-106	86505	8LOC-6RMP	½	⅜ - 18	0.88
10008B-108	86506	8LOC-8RMP	½	½ - 14	1.1875
10008B-112	–	–	½	¾ - 14	1.00
10010B-106	–	–	⅝	⅜ - 14	0.79
10010B-108	86507	10LOC-8RMP	⅝	½ - 14	1.06
10010B-112	–	–	⅝	¾ - 14	1.00
10012B-108	–	–	¾	½ - 14	1.00
10012B-112	86508	12LOC-12RMP	¾	¾ - 14	1.13

NPTF Solid Male 90°

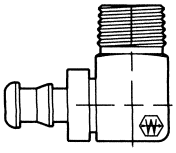

SPECIFICATIONS

	HOSE I.D. (IN.)	THREAD SIZE (IN.)	"C" CUT-OFF (IN.)
10005B-C02	5⁄16	⅛ - 27	.31
10006B-C02	⅜	⅛ - 27	.38
10006B-C04	⅜	¼ - 18	.38

Male SAE 45° Flare



SPECIFICATIONS

PRODUCT I.D.			HOSE I.D. (IN.)	THREAD SIZE (IN.)
	AUTOMOTIVE REFERENCE #	GATES REFERENCE #		
10004B-304	86511	4LOC-4RMS	¼	⅛ - 20
10004B-305	86512	4LOC-5RMS	¼	½ - 20
10004B-306	–	–	¼	⅝ - 18
10005B-305	–	–	5/16	½ - 20
10006B-305	–	–	⅜	7/16 - 20
10010B-308	–	–	⅝	¾ - 16

Inverted Male Swivel



SPECIFICATIONS

PRODUCT I.D.			HOSE I.D. (IN.)	THREAD SIZE (IN.)
	AUTOMOTIVE REFERENCE #	GATES REFERENCE #		
10004B-B03	86541	4LOC-3RMIX	¼	⅜ - 24
10004B-B04	86542	4LOC-4RMIX	¼	7/16 - 24
10004B-B05	86543	4LOC-5RMIX	¼	½ - 20
10005B-B04	86547	5LOC-4RMIX	5/16	7/16 - 24
10005B-B05	86548	5LOC-5RMIX	5/16	½ - 20
10005B-B06	86549	5LOC-6RMIX	5/16	⅝ - 18
10006B-B05	–	–	⅜	½ - 20
10006B-B06	86544	6LOC-6RMIX	⅜	⅝ - 18
10008B-B08	86545	8LOC-8RMIX	½	¾ - 18
10010B-B10	86546	10LOC-10RMIX	⅝	⅞ - 18

Female NPTF Swivel

SPECIFICATIONS

	HOSE I.D. (IN.)	THREAD SIZE (IN.)
10004B-254	¼	¼ - 18
10006B-256	⅜	⅜ - 18
10008B-258	½	½ - 14

Female SAE 45° Flare Swivel

SPECIFICATIONS

PRODUCT I.D.			HOSE I.D. (IN.)	THREAD SIZE (IN.)
	AUTOMOTIVE REFERENCE #	GATES REFERENCE #		
10004B-404	86521	4LOC-5RFSX	¼	7/16 - 20
10004B-405	86522	4LOC-5RFSX	¼	½ - 20
10005B-405	86527	5LOC-5RFSX	5/16	½ - 20
10006B-405	–	–	⅜	½ - 20
10006B-406	86523	6LOC-6RFSX	⅜	⅝ - 18
10008B-408	86524	8LOC-8RFSX	½	¾ - 16
10010B-410	86525	10LOC-10RFSX	⅝	⅞ - 14
10012B-412	86526	12LOC-12RFSX	¾	1 1/16 - 14

Female JIC 37° Flare Swivel

SPECIFICATIONS

PRODUCT I.D.			HOSE I.D. (IN.)	THREAD SIZE (IN.)
	AUTOMOTIVE REFERENCE #	GATES REFERENCE #		
10004B-604	–	4LOC-4RFJX	1/4	7/16 - 20
10005B-605	–	–	5/16	1/2 - 20
10006B-606	86533	6LOC-6RFJX	3/8	9/16 - 18
10008B-608	–	–	1/2	3/4 - 16
10010B-610	–	–	5/8	7/8 - 14
10012B-612	86536	12LOC-12RFJX	3/4	1 1/16 - 12

Inverted Female Rigid



SPECIFICATIONS

PRODUCT I.D.			HOSE I.D. (IN.)	THREAD SIZE (IN.)
	AUTOMOTIVE REFERENCE #	GATES REFERENCE #		
10004B-A03	86551	4LOC-3RFI	1/4	3/8 - 24
10004B-A04	86552	4LOC-4RFI	1/4	7/16 - 24
10004B-A05	86553	4LOC-5RFI	1/4	1/2 - 20
10005B-A05	–	–	5/16	1/2 - 20
10006B-A05	–	–	3/8	1/2 - 20
10006B-A06	86554	6LOC-6RFI	3/8	5/8 - 18
10008B-A08	–	–	1/2	3/4 - 18

Straight Tube Rigid



SPECIFICATIONS

PRODUCT I.D.			HOSE I.D. (IN.)	THREAD SIZE (IN.)
	AUTOMOTIVE REFERENCE #	GATES REFERENCE #		
10004B-X03	86561	4LOC-3RFT	1/4	3/16
10004B-X04	86562	4LOC-4RFT	1/4	1/4
10004B-X05	86563	4LOC-5RFT	1/4	5/16
10005B-X05	–	–	5/16	5/16
10006B-X06	86564	6LOC-6RFT	3/8	3/8
10008B-X08	86565	8LOC-8RFT	1/2	1/2
10010B-X10	86566	10LOC-10RFT	5/8	5/8

Hose Mender

SPECIFICATIONS

PRODUCT I.D.			HOSE I.D. (IN.)
	AUTOMOTIVE REFERENCE #	GATES REFERENCE #	
10004B-Y04	86571	4LOC-4RHM	1/4
10005B-Y05	86575	5LOC-5RHM	5/16
10006B-Y06	86572	6LOC-6RHM	3/8
10008B-Y08	86573	8LOC-8RHM	1/2
10010B-Y10	86574	10LOC-10RHM	5/8
10012B-Y12	86577	12LOC-12RHM	3/4

Weatherhead Hydraulic Hose & Fittings

ITEM	PAGE #
High Pressure Hose	
H425 SAE 100R2 TYPE AT 2 Wire Braid Hydraulic Hose	93
H245 HI-R-FLEX 2 Wire Braid Hose	93
H145 Hydraulic Hose SAE 100R1	94
H104 SAE 100R1 TYPE AT 1 Wire Braid Hydraulic Hose	94
H324 Power Steering Hose SAE J188 TYPE II	94
Weatherhead Coll-o-Crimp "U" Series Fittings for High Pressure H425, H245, H104, H145, and H324 Hose	
Coll-O-Crimp® I Assortment	95
Male Pipe Rigid	96
Male Pipe Swivel	96
Male Pipe Swivel 90° Elbow	96
Female Pipe Rigid	97
Female Pipe Swivel	97
Female Straight Pipe Swivel	97
SAE 37° JIC Male Rigid	97
SAE 37° JIC Male Rigid 90° Elbow	98
SAE 45° Flare Male Rigid	98
SAE 37° JIC Female Swivel	98
SAE (37°) JIC Female Swivel 45° Tube Elbow	99
SAE 37° JIC Female Swivel 90° Tube Elbow	99
SAE 37° JIC Female Swivel Long Drop 90° Tube Elbow	99
SAE 37° JIC Female Swivel (90° Elbow)	100
Male Straight Thread O-Ring Rigid	100
Male Straight Thread O-Ring Swivel	100
Male Straight Thread O-Ring Swivel 90° Elbow	101
Inverted Male Swivel Straight	101
Inverted Male Swivel 45° Tube Elbow	101
Inverted Male Swivel 90° Tube Elbow	101
FOR-SEAL® Male Rigid	102
Female FOR-SEAL® Swivel (Straight)	102
Female FOR-SEAL® Swivel 45° Tube Elbow	102
Female FOR-SEAL® Swivel (Short Drop) (90° Tube Elbow)	103
Female FOR-SEAL® Swivel (Medium Drop) (90° Tube Elbow)	103
Female FOR-SEAL® Swivel (Long Drop) (90° Tube Elbow)	103
Split Flange (Straight) Code 61	104
Split Flange (Straight) Komatsu, Linkbelt, etc.	104
Split Flange 45° Tube Elbow Code 61	104
Split Flange (45° tube elbow) Komatsu, Linkbelt, etc	104
Split Flange 90° Tube Elbow Code 61	104
Flareless Tube Rigid with Nut and Sleeve	105
Female Grease Tap	105
Banjo (Ford Tractor)	105
Standpipe (Straight) Tube	105
Female JIS 30° Flare Swivel	105

*** For Thread and Hose Identification see pages 485-505**

Weatherhead Hydraulic Hose & Fittings Table of Contents (Continued)

ITEM	PAGE #
High Pressure Metric	
Female Swivel 30° Flare – Metric Komatsu, Linkbelt, etc.	106
British Standard Tapered Male Pipe (BSPT) Rigid	106
British Standard 60° Cone BSPP Parallel Male Pipe Rigid	106
British Standard 60° Cone BSPP Parallel Female Pipe Swivel	106
British Standard 60° Cone BSPP Parallel Female Pipe Swivel 90° Elbow	106
Male DIN 24° Seat Flareless – Light	107
Female Swivel DIN Universal Seat Light	107
Female Swivel DIN 90° Elbow Light	107
Medium Pressure Hose	
Use with Coll-O-Crimp "E" Series Permanent	
H435 Hose SAE 100R7 Non-Conductive	108
Twin-Line Construction H435 SAE 100R7 Non-Conductive	108
H436 SAE 100R7 Perforated Cover Hose	109
Weatherhead Coll-O-Crimp "E" Series Fitings for use with H435, H436, and H243	
Male Pipe Rigid	110
Male Pipe Swivel	110
SAE 37° JIC	110
Male Rigid	110
SAE 37° JIC Female Swivel	111
SAE 37° JIC Female Swivel 45° Tube Elbow	111
SAE 37° JIC Female Swivel 90° Tube Elbow	111
SAE 37° JIC Female Swivel Long Drop 90° Tube Elbow	112
Inverted Male Swivel Straight	112
Inverted Male Swivel 45° Tube Elbow	112
Inverted Male Swivel 90° Tube Elbow	112
Flareless Tube Rigid with Nut and Sleeve	112
Air Brake Connection Tube For Use with H243 Teflon Hose Only	113
Straight Tube Brass For Use with H243 Teflon Hose Only	113
H077 Fuel Injection Hose SAE 30R9	113
E.F.I. Hose Clamps	113

WEATHERHEAD®

Use with Coll-O-Crimp "U" Series Permanent Fittings

H425 SAE 100R2 TYPE AT 2 Wire Braid Hydraulic Hose

TUBE: Neoprene.
REINFORCEMENT: 2 steel braids.
COVER: Neoprene.
TEMPERATURE RANGE: -40°F to +212°F (-40°C to +100°C).
RECOMMENDED FOR: High pressure hydraulic oil lines.
REQUIRES: Black spacer, flat side up.

NOTE: Use with "425N" series reusable couplings
Available in 50', 250', 500' lengths

SPECIFICATIONS

	HOSE I.D. (IN.)	HOSE O.D. (IN.)	WORKING PRESSURE (PSI)	MIN. BURST PRESSURE (PSI)	MIN. BEND RADIUS (IN.)	VACUUM (HG)	WT. PER 100 FT. (LBS)
H42504	¼	19/32	5,000	20,000	4	30	28
H42506	⅜	¾	4,000	16,000	5	30	38
H42508	½	⅞	3,500	14,000	7	30	45
H42510	⅝	1	2,750	11,000	8	30	51
H42512	¾	1 5/32	2,250	9,000	9 ½	30	66
H42516	1	1 ½	2,000	8,000	12	20	95
H42520	1 ¼	1 15/16	1,625	6,500	16 ½	20	142
H42524	1 ½	2 5/32	1,250	5,000	20	20	176
H42532	2	2 21/32	1,125	4,500	25	–	208

FEATURES:
- 1,125 to 5,000 psi WP
- Wide variety of coupling sizes and styles
- Bronze coated wire braid
- USCG approved
- MSHA approved

APPLICATIONS:
- Off road construction equipment
- Farm tractor
- Dump truck
- In-plant hydraulic equipment

BENEFITS:
- Reduce inventory/versatile hose covers a wide variety of applications
- Excellent corrosion resistance
- Approved for marine applications
- Approved for underground mine applications

MARKETS:
- Mobile equipment

H245 HI-R-FLEX 2 Wire Braid Hose

TUBE: Nitrile.
REINFORCEMENT: 2 steel braids.
COVER: Neoprene.
TEMPERATURE RANGE: -40°F to +212°F (-40°C to +100°C).
RECOMMENDED FOR: High pressure hydraulic oil lines. Exceeds SAE 100R2 Type AT.
REQUIRES: Yellow or orange spacer. (Position depends on coupling selection)

SPECIFICATIONS

	HOSE I.D. (IN.)	HOSE O.D. (IN.)	WORKING PRESSURE (PSI)	MIN. BURST PRESSURE (PSI)	MIN. BEND RADIUS (IN.)	WT. PER 100 FT. (LBS)
H24504	¼	17/32	5,000	20,000	2	19
H24506	⅜	11/16	4,000	16,000	2 ½	29
H24508	½	13/16	3,500	14,000	3 ½	36
H24510	⅝	15/16	2,750	11,000	4	42
H24512	¾	1 3/32	2,250	9,000	4 ¾	54
H24516	1	1 13/32	2,000	8,000	6	81
H24520	1 ¼	1 23/32	1,625	6,500	8 ¼	114

SIMILAR TO: Gates M2T

NOTE: Available in 50', 250', 500' lengths

FEATURES:
- Extremely flexible (one half the bend radius of SAE 100R2)
- Light weight
- Weatherhead layline

BENEFITS:
- Easy to bend (use shorter lengths of hose)
- Freight savings
- Easy to identify hose

MARKETS:
- Material handling equipment
- Agricultural equipment

APPLICATIONS:
- Forklift truck
- Backhoe
- Farm tractor dump truck
- Off-road construction equipment

WEATHERHEAD®

H145 Hydraulic Hose

FEATURES:
- 3,000 psi in all sizes
- -4 through -12 use "U" series couplings
- Very flexible

MARKETS:
- Agricultural
- Construction
- Material handling

BENEFITS:
- Economical – one hose for all applications up to 3,000 psi
- Easy to handle
- Can be used in light spiral applications

APPLICATIONS:
- Tractor, backhoe
- Forklift, garbage packer

TUBE: Nitrile.
REINFORCEMENT: Sizes -4 and -6: one steel braid.
Sizes -8 through -16: two steel braids.
COVER: Neoprene.
TEMPERATURE RANGE: Sizes -4 through -8: -40°F to +250°F (-40°C to +121°C).
Sizes -10 through -16: -40°F to +212F
(-40°C to +100°C).
RECOMMENDED FOR: High pressure hydraulic applications where a small bend radius is needed. Exceeds SAE 100R1.
REQUIRES: Yellow, green or orange spacers. (Position depends on coupling selection)

SPECIFICATIONS

	HOSE I.D. (IN.)	HOSE O.D. (IN.)	WORKING PRESSURE (PSI)	MIN. BURST PRESSURE (PSI)	MIN. BEND RADIUS (IN.)	WT. PER 100 FT. (LBS)
H14504	¼	17/32	3,000	12,000	2	13
H14506	⅜	⅝	3,000	12,000	2 ½	18
H14508	½	13/16	3,000	12,000	3 ½	36
H14510	⅝	15/16	3,000	12,000	4	42
H14512	¾	1 ⅛	3,000	12,000	4 ¾	54
H14516	1	1 13/32	3,000	12,000	6	87

SIMILAR TO: Gates M3K
NOTE: Available in 50', 250', 500' lengths

H104 SAE 100R1 TYPE AT 1 Wire Braid Hydraulic Hose

FEATURES:
- Exceeds SAE 100R1 AT requirements
- Bronze coated wire braid
- USCG approved
- MSHA approved

MARKETS:
- Agricultural implements
- Material handling equipment

BENEFITS:
- Longer hose life
- Corrosion resistant wire
- Approved for marine applications
- Approved for underground mining applications

APPLICATIONS:
- Disc harrow
- Planter
- Forklift truck

TUBE: Neoprene.
REINFORCEMENT: One steel braid.
COVER: Neoprene.
TEMPERATURE RANGE: -40°F to +212°F (-40°C to +100°C).
RECOMMENDED FOR: Medium pressure hydraulic lines.
REQUIRES: Black spacer flat side down or yellow spacer flat side up

SPECIFICATIONS

	HOSE I.D. (IN.)	HOSE O.D. (IN.)	WORKING PRESSURE (PSI)	MIN. BURST PRESSURE (PSI)	MIN. BEND RADIUS (IN.)	WT. PER 100 FT. (LBS)
H10404	¼	17/32	2,750	11,000	4	15
H10406	⅜	23/32	2,250	9,000	5	22
H10408	½	27/32	2,000	8,000	7	29
H10410	⅝	31/32	1,500	6,000	8	34
H10412	¾	1 ⅛	1,250	5,000	9 ½	40
H10416	1	1 7/16	1,000	4,000	12	50
H10420	1 ¼	1 ¾	625	2,500	16 ½	78

NOTE: Available in 50', 250', 500' lengths

H324 Power Steering Hose SAE J188 TYPE II

FEATURES:
- 2 fiber braids
- Volumetric expansion 9 to 15cc/ft

BENEFITS:
- Extremely flexible and easy to install
- Reduces pressure spikes on pump

TUBE: Neoprene.
REINFORCEMENT: 2 fiber braids.
COVER: Neoprene.
TEMPERATURE RANGE: -40°F to +250°F (-40°C to +121°C).
RECOMMENDED FOR: Passenger car and light truck power steering hose (volumetric expansion 9 to 15 cc/ft).
REQUIRES: Black spacer - flat side up.

SPECIFICATIONS

	HOSE I.D. (IN.)	HOSE O.D. (IN.)	WORKING PRESSURE (PSI)	MIN. BURST PRESSURE (PSI)	MIN. BEND RADIUS (IN.)	WT. PER 100 FT. (LBS)
H32406	⅜	¾	1,500	6,000	3 ⅛	24

NOTE: Available in 50' lengths

WEATHERHEAD®

Coll-O-Crimp® I Assortment

ASSORTMENT INCLUDES

	QUANTITY (PCS.)		QUANTITY (PCS.)		QUANTITY (PCS.)
04U-102	5	06U-J08	5	12U-P12	5
04U-104	10	06U-P06	5	16U-116	5
04U-106	5	06U-P08	5	16U-516	2
04U-504	5	08U-058	5	16U-616	5
04U-505	5	08U-106	5	16U-676	1
04U-506	5	08U-108	10	16U-J16	1
04U-604	10	08U-112	5	41157X6	5
04U-605	5	08U-208	2	9205X2X2	5
04U-606	5	08U-508	5	9205X4X4	5
04U-664	5	08U-510	5	9205X6X6	5
04U-B04	5	08U-512	5	9205X6X8	5
04U-J04	5	08U-608	10	9205X8X6	5
06U-104	10	08U-610	5	9205X8X8	5
06U-106	10	08U-612	5	9405X4X4	5
06U-108	5	08U-668	5	9405X6X6	5
06U-206	5	08U-670	5	9405X8X8	5
06U-406	5	08U-758	5	9405X12X12	2
06U-446	5	08U-760	5	C5205X4X4	2
06U-506	5	08U-J08	5	C5205X6	4
06U-508	5	08U-P08	5	C5205X6X6	4
06U-606	10	08U-P10	5	C5205X8	4
06U-608	5	08U-R70	5	C5205X10	2
06U-610	5	12U-112	10	FH-135X	1
06U-666	5	12U-116	2	FS-1100	1
06U-668	5	12U-412	5	FS-100	1
06U-686	5	12U-512	5	FS-200	1
06U-755	5	12U-514	2	H32406	50'
06U-756	5	12U-516	2	H42504	50'
06U-B05	5	12U-610	5	H42506	50'
06U-B06	5	12U-612	10	H42508	50'
06U-B46	5	12U-614	5	H42512	50'
06U-B66	5	12U-616	2	H42516	50'
06U-J04	5	12U-672	2	T-401	1
06U-J06	5	12U-J12	5	–	–

This assortment includes everything you need to start servicing hydraulic hose applications in your own shop. Five sizes of 2 wire hose along with a variety of hose ends and adapters gives you the versatility you need. In addition there is hose for power steering applications and a cabinet for storage.

Other assortments availale that include:
- Cut off Saw
- Saw Table
- Hose Crimper
- Reel Racks
- Labels

WEATHERHEAD®

Weatherhead Coll-O-Crimp "U" Series Fittings for H425, H245, H104, H145, and H324 Hose

Male Pipe Rigid

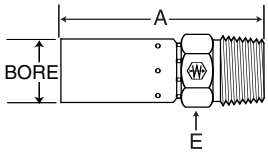

SPECIFICATIONS

	HOSE I.D. (IN.)	PIPE SIZE (IN.)	THREAD SIZE (IN.)	BORE (IN.)	"E" NUT HEX SIZE (IN.)	"A" COUPLING LENGTH (IN.)	CUT-OFF (IN.)
04U-102	1/4	1/8	1/8 - 27	0.16	9/16	2.31	7/8
04U-104	1/4	1/4	1/4 - 18	0.16	9/16	2.49	15/16
04U-106	1/4	3/8	3/8 - 18	0.16	11/16	2.52	1 1/8
04U-108	1/4	1/2	1/2 - 14	0.16	7/8	2.77	1 11/16
06U-104	3/8	1/4	1/4 - 18	0.25	11/16	2.52	1 1/8
06U-106	3/8	3/8	3/8 - 18	0.25	1 11/16	2.52	1 1/8
06U-108	3/8	1/2	1/2 - 14	0.25	7/8	2.77	1 3/8
08U-104	1/2	1/4	1/4 - 18	0.28	13/16	2.56	1 13/16
08U-106	1/2	3/8	3/8 - 18	0.36	3/4	2.57	1 3/16
08U-108	1/2	1/2	1/2 - 14	0.36	7/8	2.75	1 5/16
08U-112	1/2	3/4	3/4 - 14	0.36	1 1/16	2.83	1 3/8
10U-106	5/8	3/8	3/8 - 18	0.41	15/16	3.12	1 1/4
10U-108	5/8	1/2	1/2 - 14	0.49	15/16	3.31	1 7/16
10U-112	5/8	3/4	3/4 - 14	0.49	1 1/16	3.31	1 3/8
12U-108	3/4	1/2	1/2 - 14	0.53	1	3.62	1 7/16
12U-112	3/4	3/4	3/4 - 14	0.61	1 1/16	3.61	1 7/16
12U-116	3/4	1	1 - 11 1/2	0.61	1 3/8	3.84	1 11/16
16U-112	1	3/4	3/4 - 14	0.81	1 1/4	4.23	1 3/4
16U-116	1	1	1 - 11 1/2	0.81	1 3/8	3.90	1 11/16
20U-120	1 1/4	1 1/4	1 1/4 - 11 1/2	1.02	1 11/16	4.61	2 5/16

Male Pipe Swivel

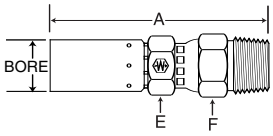

SPECIFICATIONS

	HOSE I.D. (IN.)	PIPE SIZE (IN.)	THREAD SIZE (IN.)	BORE (IN.)	"E" NUT HEX SIZE (IN.)	"F" NUT HEX SIZE (IN.)	"A" COUPLING LENGTH (IN.)	CUT-OFF (IN.)
04U-J04	1/4	1/4	1/4 - 18	0.16	5/8	13/16	3.38	1 7/8
06U-J04	3/8	1/4	1/4 - 18	0.25	11/16	13/16	3.40	1 15/16
06U-J06	3/8	3/8	3/8 - 18	0.25	11/16	7/8	3.38	1 15/16
06U-J08	3/8	1/2	1/2 - 14	0.25	3/4	7/8	3.60	2 3/16
08U-J08	1/2	1/2	1/2 - 14	0.35	13/16	7/8	3.60	2 3/16
12U-J12	3/4	3/4	3/4 - 14	0.61	1	1 1/4	4.73	2 9/16
16U-J16	1	1	1 - 11 1/2	0.80	1 1/4	1 3/8	5.06	2 7/8

Male Pipe Swivel 90° Elbow

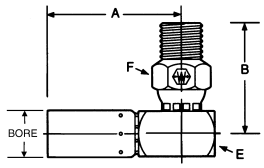

SPECIFICATIONS

	HOSE I.D. (IN.)	PIPE SIZE (IN.)	THREAD SIZE (IN.)	BORE (IN.)	"E" NUT HEX SIZE (IN.)	"F" NUT HEX SIZE (IN.)	"B" DROP (IN.)	"A" COUPLING LENGTH (IN.)	CUT-OFF (IN.)
04U-M04	1/4	1/4	1/4 - 18	0.15	11/16	13/16	1.79	2.43	1
06U-M04	3/8	1/4	1/4 - 18	0.24	11/16	13/16	1.83	2.50	1 1/16
06U-M06	3/4	3/8	3/8 - 18	0.24	11/16	7/8	1.84	2.50	1 1/16
08U-M08	1/2	1/2	1/2 - 14	0.35	3/4	7/8	1.96	2.75	1 5/16

WEATHERHEAD®

Female Pipe Rigid

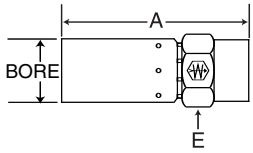

SPECIFICATIONS

	HOSE I.D. (IN.)	PIPE SIZE (IN.)	THREAD SIZE (IN.)	BORE (IN.)	"E" NUT HEX SIZE (IN.)	"A" COUPLING LENGTH (IN.)	CUT-OFF (IN.)
04U-202	1/4	1/8	1/8 - 27	0.16	5/8	2.20	1 1/2
04U-204	1/4	1/4	1/4 - 18	0.16	3/4	2.43	1 1/2
06U-204	3/8	1/4	1/4 - 18	0.25	3/4	2.46	1 7/16
06U-206	3/8	3/8	3/8 - 18	0.25	7/8	2.57	1 7/16
08U-208	1/2	1/2	1/2 - 14	0.36	1 1/8	2.82	1 7/16
12U-212	3/4	3/4	3/4 - 14	0.61	1 3/8	3.71	2 1/8

Female Pipe Swivel

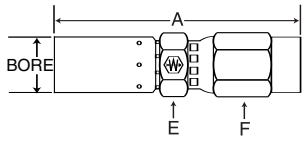

SPECIFICATIONS

	HOSE I.D. (IN.)	PIPE SIZE (IN.)	THREAD SIZE (IN.)	BORE (IN.)	"E" NUT HEX SIZE (IN.)	"F" STEM HEX SIZE (IN.)	"A" COUPLING LENGTH (IN.)	CUT-OFF (IN.)
04U-254	1/4	1/4	1/4 - 18	0.16	5/8	13/16	3.52	2 1/16
06U-256	3/8	3/8	3/8 - 18	0.25	11/16	7/8	3.61	2 3/16
08U-258	1/2	1/2	1/2 - 14	0.36	13/16	1 1/8	3.85	2 7/16
12U-262	3/4	3/4	3/4 - 14	0.61	1	1 3/8	4.81	2 5/8

Female Straight Pipe Swivel

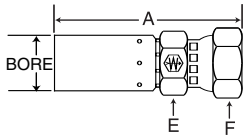

SPECIFICATIONS

	HOSE I.D. (IN.)	PIPE SIZE (IN.)	NPSM THREAD SIZE (IN.)	BORE (IN.)	"E" NUT HEX SIZE (IN.)	"F" STEM HEX SIZE (IN.)	"A" COUPLING LENGTH (IN.)	CUT-OFF (IN.)
04U-054	1/4	1/4	1/4 - 18	0.16	1/2	11/16	2.55	1 1/8
06U-056	3/8	3/8	3/8 - 18	0.25	11/16	7/8	2.65	1 1/4
08U-058	1/2	1/2	1/2 - 14	0.36	13/16	1	2.85	1 7/16
12U-062	3/4	3/4	3/4 - 14	0.61	1	1 1/4	3.77	1 5/8
16U-066	1	1	1 - 11 1/2	0.81	1 3/8	1 1/2	4.34	2 1/8
20U-070	1 1/4	1 1/4	1 1/4 - 11 1/2	1.02	1 11/16	1 7/8	4.76	2 7/16

NOTE: Connects to male pipe fitting with internal seat

SAE 37° JIC Male Rigid

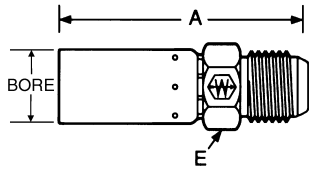

SPECIFICATIONS

	HOSE I.D. (IN.)	TUBE O.D. (IN.)	THREAD SIZE (IN.)	BORE (IN.)	"E" NUT HEX SIZE (IN.)	"A" COUPLING LENGTH (IN.)	CUT-OFF (IN.)
04U-504	1/4	1/4	7/16 - 20	0.16	1/2	2.48	1
04U-505	1/4	5/16	1/2 - 20	0.16	9/16	2.51	1
04U-506	1/4	3/8	9/16 - 18	0.16	5/8	2.55	1
06U-506	3/8	3/8	9/16 - 18	0.25	11/16	2.54	1
06U-508	3/8	1/2	3/4 - 16	0.25	13/16	2.67	1 1/4
06U-510	3/8	5/8	7/8 - 14	0.25	1 15/16	2.83	1 5/16
08U-508	1/2	1/2	3/4 - 16	0.38	13/16	2.70	1 3/16
08U-510	1/2	5/8	7/8 - 14	0.36	15/16	2.83	1 5/16
08U-512	1/2	3/4	1 1/16 - 12	0.36	1 1/8	2.87	1 7/16
10U-508	5/8	1/2	3/4 - 16	0.39	15/16	3.22	1 5/16
10U-510	5/8	5/8	7/8 - 14	0.48	15/16	3.32	1 3/8
10U-512	5/8	3/4	1 1/16 - 12	0.48	1 1/8	3.42	1 7/16
12U-510	3/4	5/8	7/8 - 14	0.42	1	3.64	1 7/16
12U-512	3/4	3/4	1 1/16 - 12	0.61	1 1/8	3.74	1 9/16
12U-514	3/4	7/8	1 3/16 - 12	0.67	1 1/4	3.81	1 5/8
12U-516	3/4	1	1 5/16 - 12	0.83	1 3/8	3.81	1 5/8
16U-514	1	7/8	1 3/16 - 12	0.67	1 3/8	4.18	1 15/16
16U-516	1	1	1 5/16 - 12	0.83	1 3/8	4.20	2
16U-520	1	1 1/4	1 5/8 - 12	0.81	1 11/16	4.02	1 13/16
20U-520	1 1/4	1 1/4	1 5/8 - 12	1.06	1 11/16	4.60	2 5/16

WEATHERHEAD®

SAE 37° JIC Male Rigid 90° Elbow

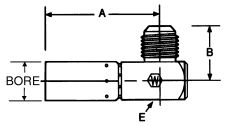

SPECIFICATIONS

	HOSE I.D. (IN.)	TUBE O.D. (IN.)	THREAD SIZE (IN.)	BORE (IN.)	"E" DIAMETER (IN.)	"B" DROP (IN.)	"A" COUPLING LENGTH (IN.)	CUT-OFF (IN.)
06U-X60	3/8	5/8	7/8 - 14	0.25	11/16	1.10	2.50	1 1/16
08U-X60	1/2	5/8	7/8 - 14	0.36	3/4	1.13	2.75	1 5/16
12U-X60	3/4	5/8	7/8 - 14	0.48	1 1/8	1.32	3.40	1 1/4

SAE 45° Flare Male Rigid

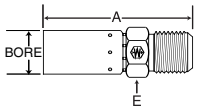

SPECIFICATIONS

	HOSE I.D. (IN.)	MALE PIPE (IN.)	THREAD SIZE (IN.)	BORE (IN.)	"E" NUT HEX SIZE (IN.)	"A" COUPLING LENGTH (IN.)	CUT-OFF (IN.)
06U-306	3/8	3/8	5/8 - 18	0.25	11/16	2.60	1 1/8
12U-312	3/4	3/4	1 1/16 - 14	0.61	1 1/8	3.87	1 11/16

SAE 37° JIC Female Swivel

EXCEPTIONS NOTED

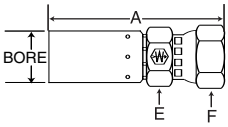

SPECIFICATIONS

	HOSE I.D. (IN.)	TUBE O.D. (IN.)	THREAD SIZE (IN.)	BORE (IN.)	"E" NUT HEX SIZE (IN.)	"F" STEM HEX SIZE (IN.)	"A" COUPLING LENGTH (IN.)	CUT-OFF (IN.)
04U-604[a]	1/4	1/4	7/16 - 20	0.16	9/16	9/16	2.61	1 3/16
04U-605[a]	1/4	5/16	1/2 - 20	0.16	9/16	5/8	2.67	1 1/4
04U-606[c]	1/4	3/8	9/16 - 18	0.16	9/16	11/16	2.68	1 1/4
06U-604[a]	3/8	1/4	7/16 - 20	0.17	11/16	9/16	2.66	1 1/4
06U-406[b]	3/8	3/8	5/8 - 18	0.25	11/16	3/4	2.68	1 1/4
06U-606[c]	3/8	3/8	9/16 - 18	0.25	11/16	11/16	2.71	1 5/16
06U-608[a]	3/8	1/2	3/4 - 16	0.25	3/4	7/8	2.86	1 7/16
06U-610[a]	3/8	5/8	7/8 - 14	0.25	7/8	1	3.00	1 5/8
06U-612[c]	3/8	3/4	1 1/16 - 12	0.25	1	1 1/4	3.15	1 3/4
08U-608[a]	1/2	1/2	3/4 - 16	0.36	13/16	7/8	2.79	1 3/8
08U-610[a]	1/2	5/8	7/8 - 14	0.36	7/8	1	3.00	1 9/16
08U-612[c]	1/2	3/4	1 1/16 - 12	0.36	1 1/16	1 1/4	3.12	1 7/16
08U-616[c]	1/2	1	1 5/16 - 12	0.36	1 1/4	1 1/2	3.17	1 3/4
10U-608[a]	5/8	1/2	3/4 - 16	0.39	15/16	7/8	3.48	1 9/16
10U-610[a]	5/8	5/8	7/8 - 14	0.49	15/16	1	3.53	1 5/8
10U-612[c]	5/8	3/4	1 1/16 - 12	0.49	1 1/8	1 1/4	3.64	1 3/4
12U-610[a]	3/4	5/8	7/8 - 14	0.48	1	1	3.75	1 9/16
12U-412[b]	3/4	3/4	1 1/16 - 14	0.61	1	1 1/4	3.86	1 11/16
12U-612[c]	3/4	3/4	1 1/16 - 12	0.61	1	1 1/4	3.86	1 11/16
12U-614[c]	3/4	7/8	1 3/16 - 12	0.61	1 1/4	1 3/8	3.88	1 11/16
12U-616[c]	3/4	1	1 5/16 - 12	0.61	1 1/4	1 1/2	4.07	1 7/8
16U-614[c]	1	7/8	1 3/16 - 12	0.72	1 3/8	1 3/8	4.35	2 1/8
16U-616[c]	1	1	1 5/16 - 12	0.81	1 3/8	1 1/2	4.46	2 1/4
16U-620[c]	1	1 1/4	1 5/8 - 12	0.81	1 5/8	2	4.30	2 3/16
20U-620[c]	1 1/4	1 1/4	1 5/8 - 12	1.02	1 11/16	2	4.90	2 9/16

Exceptions

a - Swivel nuts are universal. Both SAE 45° and JIC 37° connections
b - SAE 45° connection only
c - JIC 37° connection only

WEATHERHEAD®

SAE (37°) JIC Female Swivel 45° Tube Elbow

EXCEPTIONS NOTED

SPECIFICATIONS

	HOSE I.D. (IN.)	TUBE O.D. (IN.)	THREAD SIZE (IN.)	BORE (IN.)	"E" DIAMETER (IN.)	"F" STEM HEX SIZE (IN.)	"B" DROP (IN.)	"A" COUPLING LENGTH (IN.)	CUT-OFF (IN.)
04U-684[a]	1/4	1/4	7/16 - 20	0.15	9/16	9/16	0.33	3.05	1 9/16
04U-685[a]	1/4	5/16	1/2 - 20	0.16	9/16	5/8	0.36	3.14	1 11/16
06U-684[a]	3/8	1/4	7/16 - 20	0.15	11/16	9/16	0.33	3.08	1 11/16
06U-486[b]	3/8	3/8	5/8 - 18	0.24	11/16	13/16	0.39	3.18	1 3/4
06U-686[c]	3/8	3/8	9/16 - 18	0.24	11/16	11/16	0.39	3.17	1 3/4
06U-688[a]	3/8	1/2	3/4 - 16	0.33	3/4	7/8	0.55	3.46	2
08U-688[a]	1/2	1/2	3/- 16	0.33	13/16	7/8	0.55	3.44	2
08U-690[a]	1/2	5/8	7/8 - 14	0.46	13/16	1	0.63	3.57	2 3/16
10U-692[c]	5/8	3/4	11/16 - 12	0.48	–	1 1/4	0.78	4.43	2 1/2
12U-692[c]	3/4	3/4	11/16 - 12	0.48	1	1 1/4	0.78	4.74	2 9/16
16U-696[c]	1	1	1 5/16 - 12	0.74	1 1/2	1 1/2	0.89	5.00	3 7/16

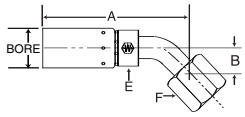

SAE 37° JIC Female Swivel 90° Tube Elbow

EXCEPTIONS NOTED

SPECIFICATIONS

	HOSE I.D. (IN.)	TUBE O.D. (IN.)	THREAD SIZE (IN.)	BORE (IN.)	"E" DIAMETER (IN.)	"F" STEM HEX SIZE (IN.)	"B" DROP (IN.)	"A" COUPLING LENGTH (IN.)	CUT-OFF (IN.)
04U-664[a]	1/4	1/4	7/16 - 20	0.15	9/16	9/16	0.68	2.87	1 9/16
04U-665[a]	1/4	5/16	1/2 - 20	0.21	9/16	5/8	0.77	3.19	1 3/4
04U-666[c]	1/4	3/8	9/16 - 18	0.25	9/16	11/16	0.85	3.08	1 9/16
06U-664[a]	3/8	1/4	7/16 - 20	0.15	11/16	9/16	0.68	2.85	1 7/16
06U-666[c]	3/8	3/8	9/16 - 18	0.24	11/16	11/16	0.85	3.07	1 5/8
06U-668[a]	3/8	1/2	3/4 - 16	0.33	3/4	7/8	1.09	3.27	1 3/4
08U-668[a]	1/2	1/2	3/4 - 16	0.33	13/16	7/8	1.09	3.25	1 3/4
08U-670[a]	1/2	5/8	7/8 - 14	0.46	13/16	1	1.23	3.79	2 5/16
10U-670[a]	5/8	5/8	7/8 - 14	0.46	13/16	1	1.23	4.25	2 1/4
10U-672[b]	5/8	3/4	1 1/16 - 14	0.48	–	1 1/4	1.82	5.05	3 1/8
12U-670[a]	3/4	5/8	7/8 - 14	0.46	1	1	1.23	4.34	2 3/16
12U-672[c]	3/4	3/4	1 1/16 - 12	0.58	1	1 1/4	1.82	4.69	2 1/2
16U-676[c]	1	1	1 5/16 - 12	0.83	1 3/8	1 1/2	2.14	5.18	2 15/16
20U-677[c]	1 1/4	1 1/4	1 5/8 - 12	1.01	1 5/8	2	3.31	5.31	3

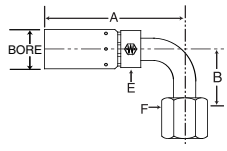

SAE 37° JIC Female Swivel Long Drop 90° Tube Elbow

EXCEPTIONS NOTED

SPECIFICATIONS

	HOSE I.D. (IN.)	TUBE O.D. (IN.)	THREAD SIZE (IN.)	BORE (IN.)	"E" DIAMETER (IN.)	"F" STEM HEX SIZE (IN.)	"B" DROP (IN.)	"A" COUPLING LENGTH (IN.)	CUT-OFF (IN.)
06U-644[a]	3/8	1/4	7/16 - 20	0.15	11/16	9/16	1.80	2.89	1 1/2
06U-446[b]	3/8	3/8	5/8 - 18	0.24	11/16	3/4	2.18	3.07	1 5/8
06U-646[c]	3/8	3/8	9/16 - 18	0.24	11/16	11/16	2.18	3.07	1 5/8
08U-648[a]	1/2	1/2	3/4 - 16	0.33	13/16	7/8	2.43	3.33	1 11/16
08U-650[a]	1/2	5/8	7/8 - 14	0.36	13/16	1	2.57	3.58	2 3/16
12U-652[a]	3/4	3/4	1 1/16 - 12	0.58	1	1 1/4	3.73	4.69	2 1/2
16U-656L33[c]	1	1	1 5/16 - 12	0.76	–	1 1/2	3.37	5.18	3

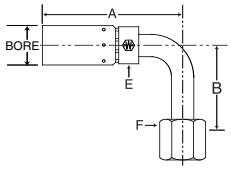

Exceptions

a - Swivel nuts are universal. Both SAE 45° and JIC 37° connections
b - SAE 45° connection only
c - JIC 37° connection only

WEATHERHEAD®

SAE 37° JIC Female Swivel (90° Elbow)

EXCEPTIONS NOTED

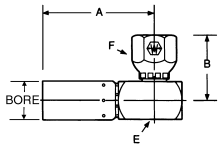

SPECIFICATIONS

	HOSE I.D. (IN.)	TUBE O.D. (IN.)	THREAD SIZE (IN.)	BORE (IN.)	"E" SQUARE (IN.)	"F" STEM HEX SIZE (IN.)	"B" DROP (IN.)	"A" COUPLING LENGTH (IN.)	CUT-OFF (IN.)
04U-554[c]	1/4	1/4	7/16 - 20	0.16	11/16	9/16	1.03	2.43	1
06U-556[c]	3/8	3/8	9/16 - 18	0.25	11/16	11/16	1.15	2.50	1 1/16
08U-558[c]	1/2	1/2	3/4 - 16	0.36	11/16	7/8	1.29	2.75	1 5/16
08U-560[c]	1/2	5/8	7/8 - 14	0.36	13/16	1	1.34	2.75	1 5/16
12U-560[c]	3/4	5/8	7/8 - 14	0.61	13/16	1	1.54	4.15	2

Exceptions

c - JIC 37° flare connection only

Male Straight Thread O-Ring Rigid

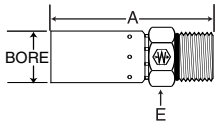

SPECIFICATIONS

	HOSE I.D. (IN.)	TUBE O.D. (IN.)	THREAD SIZE (IN.)	BORE (IN.)	"E" NUT HEX SIZE (IN)	"A" COUPLING LENGTH (IN.)	CUT-OFF (IN.)
04U-P04	1/4	1/4	7/16 - 20	0.16	9/16	2.29	13/16
04U-P05	1/4	5/16	1/2 - 20	0.16	5/8	2.32	7/8
04U-P06	1/4	3/8	9/16 - 18	0.16	11/16	2.35	7/8
06U-P06	3/8	3/8	9/16 - 18	0.25	11/16	2.35	15/16
06U-P08	3/8	1/2	3/4 - 16	0.25	7/8	2.46	1 1/16
06U-P10	3/8	5/8	7/8 - 14	0.25	1	2.57	1 1/8
08U-P08	1/2	1/2	3/4 - 16	0.36	7/8	2.46	1 1/16
08U-P10	1/2	5/8	7/8 - 14	0.36	1	2.55	1 1/8
08U-P12	1/2	3/4	1 1/16 - 12	0.36	1 1/4	2.66	1 1/4
10U-P08	5/8	1/2	3/4 - 16	0.48	15/16	3.00	1 1/8
10U-P10	5/8	5/8	7/8 - 14	0.48	1	3.06	1 3/16
10U-P12	5/8	3/4	1 1/16 - 12	0.49	1 1/4	3.15	1 1/4
12U-P10	3/4	5/8	7/8 - 14	0.49	1	3.36	1 3/16
12U-P12	3/4	3/4	1 1/16 - 12	0.61	1 1/4	3.49	1 5/16
12U-P16	3/4	1	1 5/16 - 12	0.61	1 1/2	3.50	1 5/16
16U-P16	1	1	1 5/16 - 12	0.81	1 1/2	3.63	1 7/16
20U-P20	1 1/4	1 1/4	1 5/8 - 12	1.02	1 7/8	4.23	1 15/16

Includes O-Ring

Male Straight Thread O-Ring Swivel

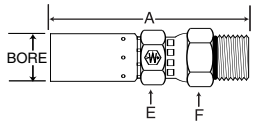

SPECIFICATIONS

	HOSE I.D. (IN.)	TUBE O.D. (IN.)	THREAD SIZE (IN.)	BORE (IN.)	"E" NUT HEX SIZE (IN)	"F" STEM HEX SIZE (IN.)	"A" COUPLING LENGTH (IN.)	CUT-OFF (IN.)
06U-R06	3/8	3/8	9/16 - 18	0.25	11/16	7/8	3.25	1 13/16
06U-R08	3/8	1/2	3/4 - 16	0.25	11/16	7/8	3.25	1 13/16
08U-R08	1/2	1/2	3/4 - 16	0.36	13/16	7/8	3.27	1 13/16
08U-R10	1/2	5/8	7/8 - 14	0.36	13/16	1 1/8	3.41	1 15/16
08U-R12	1/2	3/4	1 1/16 - 12	0.36	13/16	1 1/4	3.57	2 1/16
10U-R08	5/8	1/2	3/4 - 16	0.42	15/16	1 1/8	3.85	2
12U-R10	3/4	5/8	7/8 - 14	0.49	1	1 1/8	4.23	2 1/16

Includes O-ring

WEATHERHEAD®

Male Straight Thread O-Ring Swivel 90° Elbow

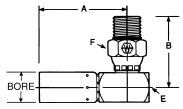

SPECIFICATIONS

	HOSE I.D. (IN.)	TUBE O.D. (IN.)	THREAD SIZE (IN.)	BORE (IN.)	"E" DIAMETER (IN.)	"F" STEM HEX SIZE (IN.)	"B" DROP (IN.)	"A" COUPLING LENGTH (IN.)	CUT-OFF (IN.)
04U-R66	1/4	3/8	9/16 - 18	0.16	11/16	7/8	1.62	2.45	7/8
06U-R66	3/8	3/8	9/16 - 18	0.25	11/16	7/8	1.64	2.53	1 1/16
06U-R68	3/8	1/2	3/4 - 16	0.25	11/16	7/8	1.64	2.50	1 1/16
06U-R70	3/8	5/8	7/8 - 14	0.25	11/16	1	1.80	2.50	1 1/16
08U-R68	1/2	1/2	3/4 - 16	0.36	3/4	7/8	1.64	2.75	1 3/8
08U-R70	1/2	5/8	7/8 - 14	0.36	3/4	1 1/8	1.79	2.75	1 3/8
08U-R72	1/2	3/4	1 1/16 - 12	0.36	3/4	1 1/4	1.89	2.75	1 1/4
12U-R72	3/4	3/4	1 1/16 - 12	0.61	1 1/8	1 7/16	2.24	4.15	2

Includes O-Ring

Inverted Male Swivel Straight

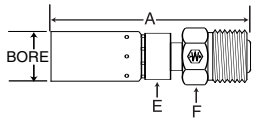

SPECIFICATIONS

	HOSE I.D. (IN.)	TUBE O.D. (IN.)	THREAD SIZE (IN.)	BORE (IN.)	"E" DIAMETER (IN)	"A" COUPLING LENGTH (IN.)	CUT-OFF (IN.)
04U-B03	1/4	3/16	3/8 - 24	0.12	9/16	3/8	3.75
04U-B04	1/4	1/4	7/16 - 24	0.16	9/16	7/16	3.14
04U-B05	1/4	5/16	1/2 - 20	0.16	9/16	1/2	3.13
06U-B04	3/8	1/4	7/16 - 24	0.16	11/16	7/16	3.12
06U-B05	3/8	5/16	1/2 - 20	0.21	11/16	1/2	3.16
06U-B06	3/8	1/2	5/8 - 18	0.26	11/16	5/8	3.31
06U-B07	3/8	7/16	11/16 - 18	0.24	11/16	11/16	3.31
08U-B08	1/2	1/2	3/4 - 18	0.36	13/16	3/4	3.69
08U-B10	1/2	5/8	7/8 - 18	0.36	13/16	7/8	3.43

Inverted Male Swivel 45° Tube Elbow

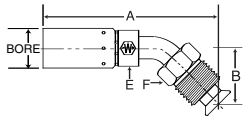

SPECIFICATIONS

	HOSE I.D. (IN.)	TUBE O.D. (IN.)	THREAD SIZE (IN.)	BORE (IN.)	"E" DIAMETER (IN.)	"F" STEM HEX SIZE (IN.)	"B" DROP (IN.)	"A" COUPLING LENGTH (IN.)	CUT-OFF (IN.)
04U-B43	1/4	3/16	3/8 - 24	0.12	9/16	3/8	0.69	3.48	2
04U-B44	1/4	1/4	7/16 - 24	0.15	9/16	7/16	0.93	3.61	2 1/8
04U-B45	1/4	5/16	1/2 - 20	0.21	9/16	1/2	1.14	3.98	2 1/2
06U-B44	3/8	1/4	7/16 - 24	0.15	11/16	7/16	0.93	3.59	2 3/16
06U-B45	3/8	5/16	1/2 - 20	0.21	11/16	1/2	1.14	4.02	2 9/16
06U-B46	3/8	3/8	5/8 - 18	0.24	11/16	5/8	1.34	4.05	2 5/8
06U-B47	3/8	7/16	11/16 - 18	0.24	11/16	11/16	1.34	4.05	2 5/8
08U-B48	1/2	1/2	3/4 - 18	0.33	13/16	3/4	1.58	4.85	3 7/16

Inverted Male Swivel 90° Tube Elbow

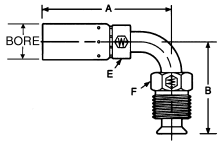

SPECIFICATIONS

	HOSE I.D. (IN.)	TUBE O.D. (IN.)	THREAD SIZE (IN.)	BORE (IN.)	"E" DIAMETER (IN.)	"F" STEM HEX SIZE (IN.)	"B" DROP (IN.)	"A" COUPLING LENGTH (IN.)	CUT-OFF (IN.)
04U-B63	1/4	3/16	3/8 - 24	0.12	9/16	3/8	1.06	2.85	1 3/8
04U-B64	1/4	1/4	7/16 - 24	0.15	9/16	7/16	1.36	2.82	1 5/16
04U-B65	1/4	5/16	1/2 - 20	0.21	9/16	1/2	1.61	3.01	1 1/2
06U-B64	3/8	1/4	7/16 - 24	0.15	11/16	7/16	1.36	2.84	1 5/16
06U-B65	3/8	5/16	1/2 - 20	0.21	11/16	1/2	1.61	3.05	1 1/2
06U-B66	3/8	3/8	5/8 - 18	0.24	11/16	5/8	1.97	3.28	1 7/8
06U-B67	3/8	7/16	11/16 - 18	0.24	11/16	11/16	1.97	3.40	2 1/16
08U-B68	1/2	1/2	3/4 - 18	0.35	13/16	3/4	2.32	3.50	2 1/16

WEATHERHEAD®

FOR-SEAL® Male Rigid

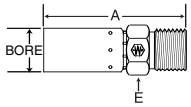

SPECIFICATIONS

	HOSE I.D. (IN.)	TUBE SIZE (IN.)	THREAD SIZE (IN.)	BORE (IN.)	"E" NUT HEX SIZE (IN)	"A" COUPLING LENGTH (IN.)	CUT-OFF (IN.)
04U-E64	1/4	1/4	9/16 - 18	0.17	5/8	2.34	13/16
06U-E66	3/8	3/8	11/16 - 16	0.26	3/4	2.43	1
08U-E68	1/2	1/2	13/16 - 16	0.38	7/8	2.54	1 1/16
10U-E70	5/8	5/8	1 - 14	0.48	1 1/16	3.20	1 1/4
12U-E72	3/4	3/4	1 3/16 - 12	0.61	1 1/4	3.58	1 7/16
12U-E76	3/4	1	1 7/16 - 12	0.61	1 1/2	3.60	1 7/16
16U-E76	1	1	1 7/16 - 12	0.81	1 1/2	3.73	1 1/2
20U-E80	1 1/4	1 1/4	1 11/16 - 12	1.02	1 3/4	4.10	1 13/16

Does not include O-Ring

Female FOR-SEAL® Swivel (Straight)

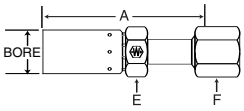

SPECIFICATIONS

	HOSE I.D. (IN.)	TUBE O.D. (IN.)	THREAD SIZE (IN.)	BORE (IN.)	"E" NUT HEX SIZE (IN)	"F" STEM HEX SIZE (IN.)	"A" COUPLING LENGTH (IN.)	CUT-OFF (IN.)
04U-S64	1/4	1/4	9/16 - 18	0.16	9/16	11/16	2.82	1 5/16
04U-S66	1/4	3/8	11/16 - 16	0.26	9/16	13/16	2.85	1 3/8
04U-S68	1/4	1/2	13/16 - 16	0.36	11/16	15/16	3.19	1 3/4
06U-S66	3/8	3/8	11/16 - 16	0.26	11/16	13/16	2.87	1 1/2
06U-S68	3/8	1/2	13/16 - 16	0.28	11/16	15/16	3.22	1 3/4
08U-S68	1/2	1/2	13/16 - 16	0.36	13/16	15/16	3.15	1 3/4
08U-S70	1/2	5/8	1 - 14	0.47	13/16	1 1/8	3.30	1 7/8
08U-S72	1/2	3/4	1 3/16 - 12	0.36	1	1 3/8	3.28	1 7/8
10U-S70	5/8	5/8	1 - 14	0.46	15/16	1 1/8	3.76	1 7/8
10U-S72	5/8	3/4	1 3/16 - 12	0.55	1	1 3/8	3.70	1 3/4
12U-S72	3/4	3/4	1 3/16 - 12	0.55	1	1 3/8	4.06	1 7/8
12U-S76	3/4	1	1 7/16 - 12	0.81	1 1/8	1 5/8	4.19	1 15/16
16U-S72	1	3/4	1 3/16 - 12	0.55	1 3/4	1 3/8	4.06	1 13/16
16U-S76	1	1	1 7/16 - 12	0.76	1 1/4	1 5/8	4.43	2 7/32
20U-S80	1 1/4	1 1/4	1 11/16 - 12	1.04	1 11/16	1 7/8	4.54	2 1/4

Female FOR-SEAL® Swivel 45° Tube Elbow

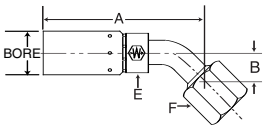

SPECIFICATIONS

	HOSE I.D. (IN.)	TUBE O.D. (IN.)	THREAD SIZE (IN.)	BORE (IN.)	"E" DIAMETER (IN.)	"F" STEM HEX SIZE (IN.)	"B" DROP (IN.)	"A" COUPLING LENGTH (IN.)	CUT-OFF (IN.)
04U-L64	1/4	1/4	9/16 - 18	0.16	9/16	11/16	0.37	3.09	1 5/8
04U-L66	1/4	3/8	11/16 - 16	0.16	9/16	13/16	0.48	3.28	1 3/4
06U-L66	3/8	3/8	13/16 - 16	0.26	11/16	13/16	0.48	3.25	1 3/4
06U-L68	3/8	1/2	11/16 - 16	0.26	11/16	15/16	0.60	3.58	2 1/8
08U-L68	1/2	1/2	13/16 - 16	0.36	13/16	15/16	0.60	3.56	2 1/8
08U-L70	1/2	5/8	13/16 - 16	0.36	–	1 1/16	0.68	3.68	2 1/4
10U-L70	5/8	5/8	1 - 14	0.46	15/16	1 1/8	0.68	4.07	2 3/16
10U-L72	5/8	3/4	1 3/16 - 12	0.48	–	1 3/8	0.84	4.57	2 9/16
12U-L70	3/4	5/8	1 - 14	0.46	–	1 1/16	0.68	4.48	2 5/16
12U-L72	3/4	3/4	1 3/16 - 12	0.59	1 1/8	1 3/8	0.84	4.96	2 13/16
16U-L76	1	1	1 7/16 - 12	0.76	1 1/4	1 5/8	0.95	5.29	3 3/32
20U-L80	1 1/4	1 1/4	1 11/16 - 12	1.04	–	2 1/4	1.00	5.00	3 11/16

WEATHERHEAD®

Female FOR-SEAL® Swivel (Short Drop) (90° Tube Elbow)

SPECIFICATIONS

	HOSE I.D. (IN.)	TUBE O.D. (IN.)	THREAD SIZE (IN.)	BORE (IN.)	"E" DIAMETER (IN.)	"F" STEM HEX SIZE (IN.)	"B" DROP (IN.)	"A" COUPLING LENGTH (IN.)	CUT-OFF (IN.)
04U-A24	1/4	1/4	9/16 - 18	0.16	9/16	5/8	0.78	3.10	1 5/8
04U-A26	1/4	3/8	11/16 - 16	0.16	9/16	13/16	0.90	3.08	1 5/8
06U-A24	3/8	1/4	9/16 - 18	0.16	11/16	5/8	0.78	3.10	1 5/8
06U-A26	3/8	3/8	11/16 - 16	0.26	11/16	13/16	0.90	3.11	1 11/16
06U-A28	3/8	1/2	13/16 - 16	0.26	11/16	15/16	1.15	3.24	1 13/16
08U-A26	1/2	3/8	11/16 - 16	0.26	13/16	13/16	0.90	3.25	1 13/16
08U-A28	1/2	1/2	13/16 - 16	0.36	13/16	15/16	1.15	3.34	1 7/8
08U-A30	1/2	3/4	1 3/16 - 16	0.36	–	1 3/8	1.88	3.98	2 9/16
10U-A30	5/8	5/8	1 - 14	0.46	15/16	1 1/8	1.27	3.83	1 15/16
10U-A32	5/8	3/4	1 3/16 - 12	0.46	1	1 3/8	1.88	4.33	2 7/16
12U-A30	3/4	5/8	1 - 14	0.46	–	1 1/8	1.27	4.26	2 1/8
12U-A32	3/4	3/4	1 3/16 - 12	0.55	1	1 3/8	1.88	4.69	2 7/16
12U-A36	3/4	1	1 7/16 - 12	0.61	–	1 5/8	2.21	5.13	3
16U-A36	1	1	1 7/16 - 12	0.76	1 1/4	1 5/8	2.21	5.23	3 1/32
16U-A40	1	1 1/4	1 11/16 - 12	1.02	–	1 7/8	2.51	5.24	3
20U-A40	1 1/4	1 1/4	1 11/16 - 12	1.02	1 5/8	1 7/8	2.51	5.10	3

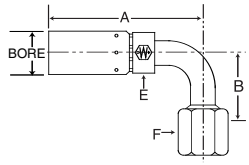

Female FOR-SEAL® Swivel (Medium Drop) (90° Tube Elbow)

SPECIFICATIONS

	HOSE I.D. (IN.)	TUBE O.D. (IN.)	THREAD SIZE (IN.)	BORE (IN.)	"E" DIAMETER (IN.)	"F" STEM HEX SIZE (IN.)	"B" DROP (IN.)	"A" COUPLING LENGTH (IN.)	CUT-OFF (IN.)
04U-J34	1/4	1/4	9/16 - 18	0.16	9/16	11/16	1.26	2.94	1 7/16
04U-J36	1/4	3/8	11/16 - 16	0.16	9/16	13/16	1.51	3.13	1 1/2
04U-J38	1/4	1/2	13/16 - 16	0.16	11/16	15/16	1.62	3.25	1 3/4
06U-J36	3/8	3/8	11/16 - 18	0.26	11/16	13/16	1.51	3.06	1 5/8
06U-J38	3/8	1/2	13/16 - 16	0.26	11/16	15/16	1.62	3.24	1 3/4
08U-J36	1/2	3/8	11/16 - 16	0.26	13/16	13/16	1.51	3.12	1 11/16
08U-J38	1/2	1/2	13/16 - 16	0.36	13/16	15/16	1.62	3.24	1 3/4
08U-J42	1/2	3/4	1 3/16 - 12	0.36	1	1 3/8	2.28	3.88	2 7/16
12U-J40	3/4	5/8	1 - 14	0.46	1	1 1/4	1.85	4.29	2 1/8
12U-J42	3/4	5/8	1 3/16 - 12	0.58	–	1 5/8	2.28	4.73	2 9/16
16U-J46	1	1	1 7/16 - 12	0.76	1 1/4	1 5/8	2.78	5.44	3 1/4
16U-J50	1	1 1/4	1 11/16 - 12	0.76	1 1/2	1 7/8	3.01	5.24	3 1/32

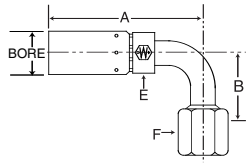

Female FOR-SEAL® Swivel (Long Drop) (90° Tube Elbow)

SPECIFICATIONS

	HOSE I.D. (IN.)	TUBE O.D. (IN.)	THREAD SIZE (IN.)	BORE (IN.)	"E" DIAMETER (IN.)	"F" STEM HEX SIZE (IN.)	"B" DROP (IN.)	"A" COUPLING LENGTH (IN.)	CUT-OFF (IN.)
04U-A64	1/4	1/4	9/16 - 18	0.16	9/16	11/16	1.80	3.14	1 11/16
04U-A66	1/4	3/8	11/16 - 16	0.16	–	13/16	2.13	3.31	1 13/16
06U-A66	3/8	3/8	11/16 - 16	0.26	11/16	13/16	2.13	3.34	1 7/8
06U-A68	3/8	1/2	13/16 - 16	0.26	–	15/16	2.51	3.37	1 15/16
08U-A68	1/2	1/2	13/16 - 16	0.36	13/16	15/16	2.51	3.37	1 15/16
08U-A70	1/2	5/8	1 - 14	0.36	–	15/16	2.76	3.46	2 1/16
10U-A70	5/8	5/8	1 - 14	0.46	15/16	1 1/8	2.76	3.93	2
12U-A72	3/4	3/4	1 3/16 - 12	0.55	1	1 3/8	3.78	4.72	2 1/2
16U-A76	1	1	1 7/16 - 12	0.78	1 3/8	1 5/8	4.50	5.18	2 15/16
20U-A80	1 1/4	1 1/4	1 3/16 - 12	1.04	1 5/8	1 7/8	5.09	5.29	3

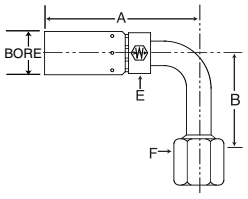

WEATHERHEAD®

Split Flange (Straight)

CODE 61

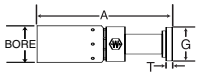

SPECIFICATIONS

	HOSE I.D. (IN.)	BORE (IN.)	NOMINAL FLANGE SIZE (IN.)	"G" FLANGE DIA. (IN.)	"T" FLANGE WIDTH (IN.)	"A" COUPLING LENGTH (IN.)	CUT-OFF (IN.)
08U-G08	½	0.33	½	1.19	.265	3.87	2 5/16
12U-G12	¾	0.58	¾	1.50	.265	4.38	2 3/16
12U-G16	¾	0.58	1	1.75	.315	4.38	2 3/16
16U-G16	1	0.77	1	1.75	.315	4.58	2 3/8
16U-G20	1	0.77	1 ¼	2.00	.315	4.58	2 3/8
20U-G20	1 ¼	1.02	1 ¼	2.00	.315	5.04	2 ¾
20U-G24	1 ¼	1.02	1 ½	2.38	.315	5.10	2 13/16

Flange halves, kits and O-Rings available

Split Flange (Straight)

KOMATSU, LINKBELT, ETC.

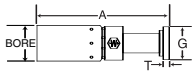

SPECIFICATIONS

	HOSE I.D. (IN.)	BORE (IN.)	NOMINAL FLANGE SIZE (IN.)	"G" FLANGE DIA. (IN.)	"T" FLANGE WIDTH (IN.)	"A" COUPLING LENGTH (IN.)	CUT-OFF (IN.)
10U-K09	⅝	0.46	⅝	1.335	.265	4.09	2 3/16

Split Flange 45° Tube Elbow

CODE 61

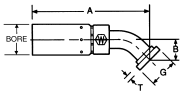

SPECIFICATIONS

	HOSE I.D. (IN.)	BORE (IN.)	NOMINAL FLANGE SIZE (IN.)	"G" FLANGE DIA. (IN.)	"T" FLANGE WIDTH (IN.)	"B" DROP (IN.)	"A" COUPLING LENGTH (IN.)	CUT-OFF (IN.)
08U-G41	½	0.41	½	1.19	.265	0.78	3.68	2 ¼
12U-G42	¾	0.58	¾	1.50	.265	1.00	4.82	2 ⅝
12U-G46	¾	0.58	1	1.75	.315	1.00	4.82	2 ⅝
16U-G46	1	0.77	1	1.75	.315	1.06	5.00	3 3/16
16U-G50	1	0.77	1 ¼	2.00	.315	1.06	5.00	3 3/16
20U-G50	1 ¼	1.02	1 ¼	2.00	.315	1.15	5.13	2 ⅞

Flange halves, kits and O-Rings available

Split Flange (45° tube elbow)

KOMATSU, LINKBELT, ETC.

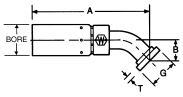

SPECIFICATIONS

	HOSE I.D. (IN.)	BORE (IN.)	NOMINAL FLANGE SIZE (IN.)	"G" FLANGE DIA. (IN.)	"T" FLANGE WIDTH (IN.)	"B" DROP (IN.)	"A" COUPLING LENGTH (IN.)	CUT-OFF (IN.)
10U-K69	⅝	0.46	⅝	1.335	.265	0.94	4.21	2 5/16

Split Flange 90° Tube Elbow

CODE 61

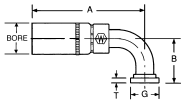

SPECIFICATIONS

	HOSE I.D. (IN.)	BORE (IN.)	NOMINAL FLANGE SIZE (IN.)	"G" FLANGE DIA. (IN.)	"T" FLANGE WIDTH (IN.)	"B" DROP (IN.)	"A" COUPLING LENGTH (IN.)	CUT-OFF (IN.)
08U-G71	½	0.41	½	1.19	.265	1.63	3.53	1 15/16
12U-G72	¾	0.58	¾	1.50	.265	2.13	4.65	2 ½
12U-G76	¾	0.58	1	1.75	.315	2.13	4.65	2 ½
16U-G76	1	0.77	1	1.75	.315	2.38	5.18	3
16U-G80	1	0.77	1 ¼	2.00	.315	2.38	5.18	3

Flange halves, kits and O-Rings available

WEATHERHEAD®

Flareless Tube Rigid

(WITH NUT AND SLEEVE)

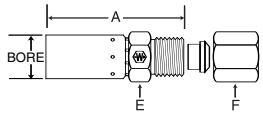

SPECIFICATIONS

	HOSE I.D. (IN.)	TUBE O.D. (IN.)	THREAD SIZE (IN.)	BORE (IN.)	"E" NUT HEX SIZE (IN.)	"F" STEM HEX SIZE (IN.)	"A" COUPLING LENGTH (IN.)	CUT-OFF (IN.)
04U-754	1/4	1/4	7/16 - 20	0.16	9/16	9/16	2.38	15/16
04U-755	1/4	5/16	1/2 - 20	0.16	11/16	5/8	2.42	1
06U-754	3/8	1/4	7/16 - 20	0.20	11/16	9/16	2.43	1
06U-755	3/8	5/16	1/2 - 20	0.23	11/16	5/8	2.40	1
06U-756	3/8	3/8	9/16 - 18	0.25	11/16	11/16	2.42	1
08U-758	1/2	1/2	3/4 - 16	0.36	3/4	7/8	2.51	1 1/8
08U-760	1/2	5/8	7/8 - 14	0.36	7/8	1	2.64	1 1/4
12U-762	3/4	3/4	1 1/16 - 12	0.61	1 1/8	1 1/4	3.55	1 5/16
16U-766	1	1	1 5/16 - 12	0.81	1 3/8	1 1/2	3.98	1 3/4
20U-770	1 1/4	1 1/4	1 5/8 - 12	1.02	1 5/8	2	4.35	2

Female Grease Tap

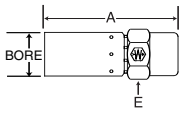

SPECIFICATIONS

	HOSE I.D. (IN.)	THREAD SIZE (IN.)	BORE (IN.)	"E" NUT HEX SIZE (IN.)	"A" COUPLING LENGTH (IN.)	CUT-OFF (IN.)
04U-C34	1/4	.511 - 27	0.16	3/4	2.45	1
06U-C36	3/8	.511 - 27	0.25	3/4	2.44	1

Banjo

FORD TRACTOR

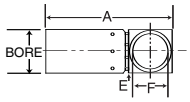

SPECIFICATIONS

	HOSE I.D. (IN.)	"E" DIAMETER (IN.)	"F" DIAMETER (MM)	"A" COUPLING LENGTH (IN.)	CUT-OFF (IN.)
06U-L06	3/8	7/8	0.62	2.64	11/16

Standpipe (Straight) Tube

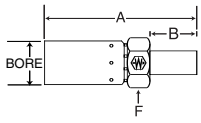

SPECIFICATIONS

	HOSE I.D. (IN.)	TUBE O.D. (IN.)	BORE (IN.)	"F" STEM HEX SIZE (IN.)	"B" DROP (IN.)	"A" COUPLING LENGTH (IN.)	CUT-OFF (IN.)
04U-T04	1/4	1/4	0.15	9/16	1.10	3.16	1 11/16
06U-T06	3/8	3/8	0.25	11/16	1.30	3.36	1 15/16
08U-T08	1/2	1/2	0.33	3/4	1.58	3.70	2 1/4
10U-T10	5/8	5/8	0.46	15/16	1.34	3.92	2
12U-T12	3/4	3/4	0.58	1	1.17	4.11	1 15/16
16U-T16	1	1	0.76	1 1/4	1.30	4.48	2 5/16

Female JIS 30° Flare Swivel

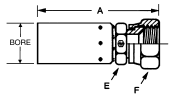

SPECIFICATIONS

	HOSE I.D. (IN.)	TUBE SIZE (IN.)	THREAD SIZE (IN.)	BORE (IN.)	"E" NUT HEX SIZE (IN.)	"F" STEM HEX SIZE (IN.)	"A" COUPLING LENGTH (IN.)	CUT-OFF (IN.)
06U-06L	3/8	3/8	3/8 - 19	0.25	11/16	7/8	2.66	1 1/4
08U-08L	1/2	1/2	1/2 - 14	0.36	13/16	1 1/16	2.79	1 3/8
10U-12L	5/8	3/4	3/4 - 14	0.48	1	1 5/16	3.52	1 9/16
12U-12L	3/4	3/4	3/4 - 14	0.61	1	1 5/16	3.85	1 3/4
16U-16L	1	1	1 - 11	0.81	1 1/4	1 5/8	4.13	1 15/16

WEATHERHEAD®

Female Swivel 30° Flare – Metric

KOMATSU, LINKBELT, ETC.

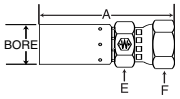

SPECIFICATIONS

	HOSE I.D. (IN.)	THREAD SIZE (MM)	BORE (IN.)	"E" NUT HEX SIZE (IN.)	"F" STEM HEX SIZE (IN.)	"A" COUPLING LENGTH (IN.)	CUT-OFF (IN.)
04U-14K	¼	M14X1.5	0.18	9/16	¾	2.89	1 3/16
06U-18K	⅜	M18X1.5	0.31	¾	⅞	2.86	1 7/16
08U-22K	½	M22X1.5	0.39	13/16	1	2.99	1 9/16
10U-24K	⅝	M24X1.5	0.49	1 ⅛	1 ¼	3.64	1 11/16
12U-30K	¾	M30X1.5	0.61	1 ¼	1 ⅜	3.86	1 ⅝
16U-33K	1	M33X1.5	0.81	1 ⅜	1 ⅝	4.53	2 5/16

British Standard Tapered Male Pipe (BSPT) Rigid

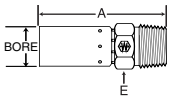

SPECIFICATIONS

	HOSE I.D. (IN.)	BSPT PIPE SIZE (IN.)	THREAD SIZE (IN.)	BORE (IN.)	"E" NUT HEX SIZE (IN.)	"A" COUPLING LENGTH (IN.)	CUT-OFF (IN.)
04U-154	¼	¼	¼ - 19	0.16	¾	2.51	1
06U-156	⅜	⅜	⅜ - 19	0.25	11/16	2.54	1 1/16
08U-158	½	½	½ - 14	0.36	⅞	2.78	1 5/16
12U-162	¾	¾	¾ - 14	0.61	1 ⅛	3.62	1 7/16
16U-166	1	1	1 - 11	0.81	1 ⅜	4.23	2

British Standard 60° Cone BSPP Parallel Male Pipe Rigid

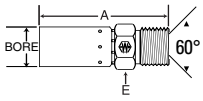

SPECIFICATIONS

	HOSE I.D. (IN.)	BSPT PIPE SIZE (IN.)	THREAD SIZE (IN.)	BORE (IN.)	"E" NUT HEX SIZE (IN.)	"A" COUPLING LENGTH (IN.)	CUT-OFF (IN.)
04U-P54	¼	¼	¼ - 19	0.16	11/16	2.38	⅞
06U-P56	⅜	⅜	⅜ - 19	0.25	¾	2.48	15/16
06U-P58	⅜	½	½ - 14	0.25	1	2.62	1 1/16
08U-P56	½	⅜	⅜ - 19	0.33	13/16	2.54	1 ⅛
08U-P58	½	½	½ - 14	0.36	1	2.62	1 3/16
10U-P60	⅝	⅝	⅝ - 14	0.48	1 ⅛	3.25	1 5/16
12U-P62	¾	¾	¾ - 14	0.61	1 ⅛	3.65	1 ½
16U-P66	1	1	1 - 11	0.81	1 ⅜	3.70	1 7/16

NOTE: Retaining ring and O-Ring for port side use available

British Standard 60° Cone BSPP Parallel Female Pipe Swivel

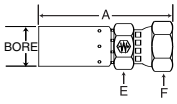

SPECIFICATIONS

	HOSE I.D. (IN.)	BSPT PIPE SIZE (IN.)	THREAD SIZE (IN.)	BORE (IN.)	"E" NUT HEX SIZE (IN.)	"F" STEM HEX SIZE (IN.)	"A" COUPLING LENGTH (IN.)	CUT-OFF (IN.)
04U-354	¼	¼	¼ - 19	0.16	9/16	11/16	2.58	1 ⅛
06U-356	⅜	⅜	⅜ - 19	0.27	¾	⅞	2.66	1 ¼
06U-358	⅜	½	½ - 14	0.31	⅞	1	2.73	1 5/16
08U-358	½	½	½ - 14	0.36	⅞	1	2.82	1 ⅜
08U-360	½	⅝	⅝ - 14	0.36	1	1 3/16	2.96	1 9/16
12U-362	¾	¾	¾ - 14	0.61	1	1 ¼	3.70	1 ½
16U-366	1	1	1 - 11	0.81	1 ¼	1 ½	4.40	2 3/16

British Standard 60° Cone BSPP Parallel Female Pipe Swivel 90° Elbow

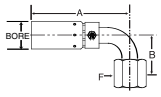

SPECIFICATIONS

	HOSE I.D. (IN.)	BSPT PIPE SIZE (IN.)	THREAD SIZE (IN.)	BORE (IN.)	"F" STEM HEX SIZE (IN.)	"B" DROP (IN.)	"A" COUPLING LENGTH (IN.)	CUT-OFF (IN.)
04U-P74	¼	¼	¼ - 19	0.16	¾	1.00	2.95	1 7/16
06U-P76	⅜	⅜	⅜ - 19	0.26	⅞	1.25	3.09	1 9/16
08U-P78	½	½	½ - 14	0.36	1 1/16	1.36	3.65	2 ⅛
08U-P80	½	⅝	⅝ - 14	0.44	1 3/16	1.90	3.37	1 15/16
10U-P80	⅝	⅝	⅝ - 14	0.49	1 ⅛	1.60	4.15	2 ¼
12U-P82	¾	¾	¾ - 14	0.61	1 ¼	2.41	4.70	2 ⅜

WEATHERHEAD®

Male DIN 24° Seat Flareless – Light

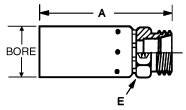

SPECIFICATIONS

	HOSE I.D. (IN.)	TUBE O.D. (MM)	THREAD SIZE (MM)	BORE (IN.)	"E" NUT HEX SIZE (IN.)	"A" COUPLING LENGTH (IN.)	CUT-OFF (IN.)
04U-08A	1/4	8	M14X1.5	0.16	9/16	2.27	1 7/16
04U-10A	1/4	10	M16X1.5	0.16	11/16	2.36	1 7/16
06U-12A	3/8	12	M18X1.5	0.25	3/4	2.36	1 7/16
08U-15A	1/2	15	M22X1.5	0.36	7/8	2.42	1 7/16
10U-18A	5/8	18	M26X1.5	0.48	1 1/16	2.99	1 15/16

NOTE: Retaining ring and O-Ring for port side use available

Female Swivel DIN Universal Seat Light

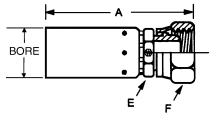

SPECIFICATIONS

	HOSE I.D. (IN.)	TUBE O.D. (MM)	THREAD SIZE (MM)	BORE (IN.)	"E" NUT HEX SIZE (IN.)	"F" STEM HEX SIZE (IN.)	"A" COUPLING LENGTH (IN.)	CUT-OFF (IN.)
04U-06C	1/4	6	M12X1.5	0.16	9/16	11/16	2.23	1 7/8
04U-08C	1/4	8	M14X1.5	0.16	9/16	11/16	2.25	1 7/8
04U-10C	1/4	10	M16X1.5	0.16	9/16	3/4	2.45	1 7/8
06U-12C	3/8	12	M18X1.5	0.25	11/16	7/8	2.30	1 7/8
08U-15C	1/2	15	M22X1.5	0.36	13/16	1 1/16	2.46	1 7/8
10U-18C	5/8	18	M26X1.5	0.48	15/16	1 5/16	3.07	1 15/16
12U-22C	3/4	22	M30X2.0	0.61	1 1/8	1 7/16	3.44	2 1/8
16U-28C	1	28	M36X2.0	0.81	1 3/8	1 13/16	3.69	2 3/16
20U-35C	1 1/4	35	M45X2.0	1.02	1 11/16	2 3/16	4.44	2 5/16

Female Swivel DIN 90° Elbow Light

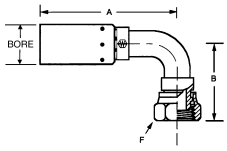

SPECIFICATIONS

	HOSE I.D. (IN.)	TUBE O.D. (MM)	THREAD SIZE (MM)	BORE (IN.)	"F" STEM HEX SIZE (IN.)	"B" DROP (IN.)	"A" COUPLING LENGTH (IN.)	CUT-OFF (IN.)
04U-58D	1/4	8	M14X1.5	0.16	11/16	1.38	2.58	1 1/8
04U-60D	1/4	10	M16X1.5	0.16	3/4	1.45	2.70	1 1/4
06U-62D	3/8	12	M18X1.5	0.25	7/8	1.45	3.50	2 1/16
08U-65D	1/2	15	M22X1.5	0.36	1 1/16	1.80	3.84	2 7/16
12U-72D	3/4	22	M30X1.5	0.61	1 13/16	2.42	4.64	2 1/2

WEATHERHEAD®

Use with Coll-O-Crimp "E" Series Permanent Fittings

H435 Hose SAE 100R7 Non-Conductive



FEATURES:
- Orange cover
- Excellent chemical resistance and fluid compatibility

BENEFITS:
- Easily identified as non-conductive
- Compatible with all hydraulic fluids

MARKETS:
- Mobile equipment

APPLICATIONS:
- Aerial lift trucks

TUBE: Nylon 11.
REINFORCEMENT: 2 fiber braids.
COVER: Orange non-conductive polyurethane.
TEMPERATURE RANGE: -40°F to +200°F (-40°C to +93°C).
RECOMMENDED FOR: Use where electrical shock hazards exist.
REQUIRES: Black spacer - flat side down

SPECIFICATIONS

	HOSE I.D. (IN.)	HOSE O.D. (IN.)	WORKING PRESSURE (PSI)	MIN. BURST PRESSURE (PSI)	MIN. BEND RADIUS (IN.) -40°F	MIN. BEND RADIUS (IN.) +72°F	WT. PER 100 FT. (LBS.)
H43504	1/4	29/64	2,750	11,000	1	1	5
H43505	5/16	9/16	2,500	10,000	2	1 1/2	7
H43506	3/8	5/8	2,250	9,000	2	2	8
H43508	1/2	13/16	2,000	8,000	4	2 1/2	12
H43512	3/4	1 1/16	1,250	5,000	9 1/2	4	19
H43516	1	1 3/8	1,000	4,000	12	7	25

NOTE: Available in 50', 250' lengths

Twin-Line Construction H435 SAE 100R7 Non-Conductive





SPECIFICATIONS

	HOSE I.D. (IN.)	HOSE O.D. (IN.)	WORKING PRESSURE (PSI)	MIN. BURST PRESSURE (PSI)	MIN. BEND RADIUS (IN.) -40°F	MIN. BEND RADIUS (IN.) +72°F	WT. PER 100 FT. (LBS.)
H43544	1/4, 1/4	Same as above	Same as above	Same as above	1	1	10
H43545	1/4, 5/16				1 1/2	1 1/2	12
H43546	1/4, 3/8				2	2	13
H43555	5/16, 5/16				2	1 1/2	14
H43556	5/16, 3/8				2	2	15
H43558	5/16, 1/2				4	2 1/2	19
H43566	3/8, 3/8				2	2	16
H43568	3/8, 1/2				4	2 1/2	20
H43588	1/2, 1/2				4	2 1/2	24

NOTE: Available in 50', 250' lengths

WEATHERHEAD®

H436 SAE 100R7 Perforated Cover Hose

TUBE: Nylon 11.
REINFORCEMENT: 2 fiber braids.
COVER: Black polyurethane (perforated).
TEMPERATURE RANGE: -40°F to +200°F (-40°C to +93°C).
RECOMMENDED FOR: Use with hydraulic fluids, CO2 and nitrogen. Perforated cover permits breathing which eliminates condensation and blistering.
REQUIRES: Black spacer - flat side down

SPECIFICATIONS

	HOSE I.D. (IN.)	HOSE O.D. (IN.)	WORKING PRESSURE (PSI)	MIN. BURST PRESSURE (PSI)	MIN. BEND RADIUS (IN.) -40°F	MIN. BEND RADIUS (IN.) +72°F	WT. PER 100 FT. (LBS.)
H43604	¼	29/64	2,750	11,000	1	1	7
H43605	5/16	9/16	2,500	10,000	2	1 ½	7
H43606	⅜	⅝	2,250	9,000	2	2	8
H43608	½	13/16	2,000	8,000	4	2 ½	12
H43612	¾	1 1/16	1,250	5,000	9 ½	4	19
H43616	1	1 ⅜	1,000	4,000	12	7	25

NOTE: Available in 50' lengths

WEATHERHEAD®

Weatherhead Coll-O-Crimp "E" Series Fittings for use with H435, H436, and H243 Hose

Male Pipe Rigid

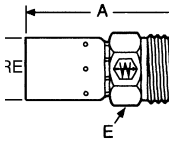

SPECIFICATIONS

	HOSE I.D. (IN.)	PIPE SIZE (IN.)	THREAD SIZE (IN.)	BORE (IN.)	"E" NUT HEX SIZE (IN.)	"A" COUPLING LENGTH (IN.)	CUT-OFF (IN.)
04E-102	1/4	1/8	1/8 - 27	0.16	7/16	1.60	3/4
04E-104	1/4	1/4	1/4 - 18	0.16	9/16	1.79	1
04E-106	1/4	3/8	3/8 - 18	0.16	11/16	1.82	1
05E-104	5/16	1/4	1/4 - 18	0.22	9/16	1.86	15/16
05E-106	5/16	3/8	3/8 - 18	0.22	11/16	1.89	1
06E-104	3/8	1/4	1/4 - 18	0.27	9/16	1.90	1
06E-106	3/8	3/8	3/8 - 18	0.27	11/16	1.93	1
06E-108	3/8	1/2	1/2 - 14	0.27	7/8	2.17	1 1/4
08E-106	1/2	3/8	3/8 - 18	0.38	3/4	2.02	1
08E-108	1/2	1/2	1/2 - 14	0.38	7/8	2.27	1 1/4
12E-112	3/4	3/4	3/4 - 14	0.61	1 1/16	2.51	1 5/16
16E-116	1	1	1 - 11 1/2	0.84	1 3/8	2.95	1 5/8

Male Pipe Swivel

NOT FOR TEMPERATURES ABOVE 200°F

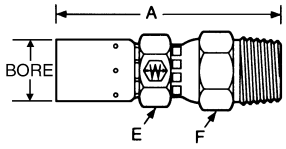

SPECIFICATIONS

	HOSE I.D. (IN.)	PIPE SIZE (IN.)	THREAD SIZE (IN.)	BORE (IN.)	"E" NUT HEX SIZE (IN.)	"F" STEM HEX SIZE (IN.)	"A" COUPLING LENGTH (IN.)	CUT-OFF (IN.)
04E-J04	1/4	1/4	1/4 - 18	0.16	5/8	13/16	2.68	1 13/16
05E-J04	5/16	1/4	1/4 - 18	0.22	5/8	13/16	2.75	1 13/16
06E-J06	3/8	3/8	3/8 - 18	0.27	11/16	7/8	2.79	1 13/16
08E-J08	1/2	1/2	1/2 - 14	0.39	3/4	7/8	3.03	2
12E-J12	3/4	3/4	3/4 - 14	0.61	1 1/4	1 1/4	3.73	2 9/16

NOTE: Swivel for installation purposes only

SAE 37° JIC Male Rigid

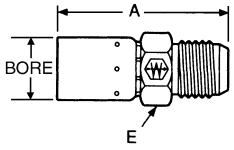

SPECIFICATIONS

	HOSE I.D. (IN.)	TUBE O.D. (IN.)	THREAD SIZE (IN.)	BORE (IN.)	"E" NUT HEX SIZE (IN.)	"A" COUPLING LENGTH (IN.)	CUT-OFF (IN.)
04E-504	1/4	1/4	7/16 - 20	0.16	1/2	1.78	15/16
04E-505	1/4	5/16	1/2 - 20	0.16	9/16	1.78	15/16
04E-506	1/4	3/8	9/16 - 18	0.16	5/8	1.82	1
05E-505	5/16	5/16	1/2 - 20	0.22	9/16	1.86	15/16
06E-506	5/16	3/8	9/16 - 18	0.27	5/8	1.92	1
06E-508	3/8	1/2	3/4 - 16	0.27	13/16	2.08	1 3/16
08E-508	3/8	1/2	3/4 - 16	0.38	13/16	2.18	1 3/16
08E-510	3/8	5/8	7/8 - 14	0.38	15/16	2.31	1 1/4
12E-512	1/2	3/4	1 1/16 - 12	0.61	1 1/8	2.63	1 7/16
16E-516	1/2	1	1 5/16 - 12	0.84	1 3/8	2.83	1 1/2

WEATHERHEAD®

SAE 37° JIC Female Swivel

EXCEPTIONS NOTED

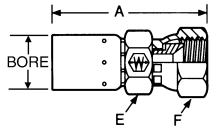

SPECIFICATIONS

	HOSE I.D. (IN.)	TUBE O.D. (IN.)	THREAD SIZE (IN.)	BORE (IN.)	"E" NUT HEX SIZE (IN.)	"F" STEM HEX SIZE (IN.)	"A" COUPLING LENGTH (IN.)	CUT-OFF (IN.)
04E-604[a]	1/4	1/4	7/16 - 20	0.16	7/16	9/16	1.92	1 1/8
04E-605[a]	1/4	5/16	1/2 - 20	0.16	1/2	5/8	2.00	1 3/16
04E-606[c]	1/4	3/8	9/16 - 18	0.16	9/16	11/16	2.06	1 1/4
05E-605[a]	5/16	5/16	1/2 - 20	0.22	1/2	5/8	2.07	1 3/16
05E-406[b]	5/16	3/8	5/8 - 18	0.22	9/16	3/4	2.06	1 1/8
05E-606[c]	5/16	3/8	9/16 - 18	0.22	9/16	11/16	2.15	1 1/4
06E-406[b]	3/8	3/8	5/8 - 18	0.27	9/16	3/4	2.06	1 1/8
06E-606[c]	3/8	3/8	9/16 - 18	0.27	9/16	11/16	2.19	1 1/4
06E-608[a]	3/8	1/2	3/4 - 16	0.27	3/4	7/8	2.30	1 3/8
08E-608[a]	1/2	1/2	3/4 - 16	0.38	3/4	7/8	2.45	1 1/2
08E-610[a]	1/2	5/8	7/8 - 14	0.38	7/8	1	2.51	1 1/2
12E-412[b]	3/4	3/4	1 1/16 - 12	0.61	1	1 1/4	2.98	1 11/16
12E-612[c]	3/4	3/4	1 1/16 - 12	0.61	1	1 1/4	2.76	1 9/16
16E-616[c]	1	1	1 5/16 - 12	0.84	1 1/4	1 1/2	3.08	1 3/4

SAE 37° JIC Female Swivel 45° Tube Elbow

EXCEPTIONS NOTED

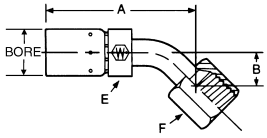

SPECIFICATIONS

	HOSE I.D. (IN.)	TUBE O.D. (IN.)	THREAD SIZE (IN.)	BORE (IN.)	"E" NUT HEX SIZE (IN.)	"F" STEM HEX SIZE (IN.)	"B" DROP (IN.)	"A" COUPLING LENGTH (IN.)	CUT-OFF (IN.)
04E-684[a]	1/4	1/4	7/16 - 20	0.15	7/16	9/16	0.33	2.37	1 9/16
04E-685[a]	1/4	5/16	1/2 - 20	0.16	7/16	5/8	0.36	2.50	1 5/8
05E-686[c]	5/16	3/8	9/16 - 18	0.22	9/16	11/16	0.39	2.65	1 11/16
06E-686[c]	3/8	3/8	9/16 - 18	0.24	5/8	11/16	0.39	2.74	1 3/4
06E-688[a]	3/8	1/2	3/4 - 16	0.27	5/8	7/8	0.56	2.99	2
08E-688[a]	1/2	1/2	3/4 - 16	0.33	3/4	7/8	0.56	3.08	2
08E-690[a]	1/2	5/8	7/8 - 14	0.37	3/4	1	0.63	3.28	2 1/4
12E-692[c]	3/4	3/4	1 1/16 - 12	0.58	1	1 1/4	0.78	3.69	2 7/16
16E-696[c]	1	1	1 5/16 - 12	0.84	1 1/4	1 1/2	0.89	4.09	2 3/4

SAE 37° JIC Female Swivel 90° Tube Elbow

EXCEPTIONS NOTED

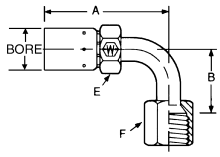

SPECIFICATIONS

	HOSE I.D. (IN.)	TUBE O.D. (IN.)	THREAD SIZE (IN.)	BORE (IN.)	"E" NUT HEX SIZE (IN.)	"F" STEM HEX SIZE (IN.)	"B" DROP (IN.)	"A" COUPLING LENGTH (IN.)	CUT-OFF (IN.)
04E-664[a]	1/4	1/4	7/16 - 20	0.15	7/16	9/16	0.68	2.27	1 7/16
04E-665[a]	1/4	5/16	1/2 - 20	0.16	7/16	5/8	0.77	2.51	1 5/8
05E-665[a]	5/16	5/16	1/2 - 20	0.18	9/16	5/8	0.77	2.58	1 5/8
05E-666[c]	5/16	3/8	9/16 - 18	0.22	9/16	11/16	0.85	2.63	1 11/16
06E-466[b]	3/8	3/8	5/8 - 18	0.24	5/8	3/4	0.85	2.72	1 3/4
06E-666[c]	3/8	3/8	9/16 - 18	0.24	5/8	11/16	0.85	2.72	1 3/4
06E-668[a]	3/8	1/2	3/4 - 16	0.27	5/8	7/8	1.09	2.83	1 7/8
08E-668[a]	1/2	1/2	3/4 - 16	0.33	3/4	7/8	1.09	2.93	1 7/8
08E-670[a]	1/2	5/8	7/8 - 14	0.38	3/4	1	1.23	3.54	2 1/2
12E-672[c]	3/4	3/4	1 1/16 - 12	0.58	1	1 1/4	1.82	3.56	2 5/16
16E-676[c]	1	1	1 5/16 - 12	0.84	1 1/4	1 1/2	2.14	4.11	2 3/4

Exceptions

a - Swivel nuts are universal. Both SAE 45° and JIC 37° connections
b - SAE 45° connection only
c - JIC 37° flare connection only

WEATHERHEAD®

SAE 37° JIC Female Swivel Long Drop 90° Tube Elbow

EXCEPTIONS NOTED

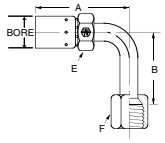

SPECIFICATIONS

	HOSE I.D. (IN.)	TUBE O.D. (IN.)	THREAD SIZE (IN.)	BORE (IN.)	"E" NUT HEX SIZE (IN.)	"F" STEM HEX SIZE (IN.)	"B" DROP (IN.)	"A" COUPLING LENGTH (IN.)	CUT-OFF (IN.)
04E-644[a]	1/4	1/4	7/16 - 20	0.15	7/16	9/16	1.80	2.40	1 7/16
04E-645[a]	1/4	5/16	1/2 - 20	0.16	7/16	5/8	1.80	2.51	1 5/8
05E-646[c]	5/16	3/8	9/16 - 18	0.22	9/16	11/16	2.18	2.63	1 11/16
06E-646[c]	3/8	3/8	9/16 - 18	0.24	5/8	11/16	2.18	2.72	1 3/4
06E-648[a]	3/8	1/2	3/4 - 16	0.27	5/8	7/8	2.43	2.83	1 7/8
08E-648[a]	1/2	1/2	3/4 - 16	0.33	3/4	7/8	2.43	2.92	1 7/8
08E-650[a]	1/2	5/8	7/8 - 14	0.38	3/4	1	2.57	3.09	2 1/16
12E-652[c]	3/4	3/4	1 1/16 - 12	0.58	1	1 1/4	3.73	3.59	2 3/8
16E-656[c]	1	1	1 5/16 - 12	0.84	1 1/4	1 1/2	4.33	4.20	2 13/16

Exceptions

a - Swivel nuts are universal. Both SAE 45° and JIC 37° connections
b - SAE 45° connection only
c - JIC 37° flare connection only

Inverted Male Swivel Straight

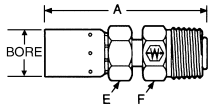

SPECIFICATIONS

	HOSE I.D. (IN.)	TUBE O.D. (IN.)	THREAD SIZE (IN.)	BORE (IN.)	"E" NUT HEX SIZE (IN.)	"F" STEM HEX SIZE (IN.)	"A" COUPLING LENGTH (IN.)	CUT-OFF (IN.)
04E-B03	1/4	3/16	3/8 - 24	0.12	7/16	3/8	3.06	2 3/16
04E-B04	1/4	1/4	7/16 - 24	0.15	7/16	7/16	2.44	1 5/8
04E-B05	1/4	5/16	1/2 - 20	0.21	7/16	1/2	3.71	2 7/8
06E-B05	3/8	5/16	1/2 - 20	0.21	9/16	1/2	2.56	1 5/8
06E-B06	3/8	3/8	5/8 - 18	0.24	5/8	5/8	2.81	1 13/16
08E-B08	1/2	1/2	3/4 - 18	0.33	3/4	3/4	3.14	2 1/16

Inverted Male Swivel 45° Tube Elbow

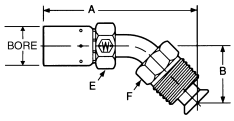

SPECIFICATIONS

	HOSE I.D. (IN.)	TUBE O.D. (IN.)	THREAD SIZE (IN.)	BORE (IN.)	"E" NUT HEX SIZE (IN.)	"F" STEM HEX SIZE (IN.)	"B" DROP (IN.)	"A" COUPLING LENGTH (IN.)	CUT-OFF (IN.)
04E-B43	1/4	3/16	3/8 - 24	0.12	7/16	3/8	0.69	2.83	2
04E-B44	1/4	1/4	7/16 - 24	0.15	7/16	7/16	0.93	2.75	1 15/16
06E-B45	3/8	5/16	1/2 - 20	0.21	9/16	1/2	1.14	3.37	2 7/16
06E-B46	3/8	3/8	5/8 - 18	0.24	5/8	5/8	1.34	3.63	2 11/16
08E-B48	1/2	1/2	3/4 - 18	0.33	3/4	3/4	1.58	4.32	3 1/4

Inverted Male Swivel 90° Tube Elbow

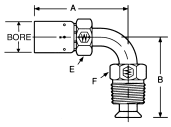

SPECIFICATIONS

	HOSE I.D. (IN.)	TUBE O.D. (IN.)	THREAD SIZE (IN.)	BORE (IN.)	"E" NUT HEX SIZE (IN.)	"F" STEM HEX SIZE (IN.)	"B" DROP (IN.)	"A" COUPLING LENGTH (IN.)	CUT-OFF (IN.)
04E-B63	1/4	3/16	3/8 - 24	0.12	7/16	3/8	1.06	2.16	1 5/16
04E-B64	1/4	1/4	7/16 - 24	0.15	7/16	7/16	1.36	2.18	1 5/16
06E-B65	3/8	5/16	1/2 - 20	0.21	9/16	1/2	1.61	2.58	1 5/8
06E-B66	3/8	3/8	5/8 - 18	0.24	5/8	5/8	1.97	2.92	1 15/16
08E-B68	1/2	1/2	3/4 - 18	0.33	3/4	7/8	2.32	3.03	2

Flareless Tube Rigid

WITH NUT AND SLEEVE

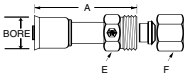

SPECIFICATIONS

	HOSE I.D. (IN.)	TUBE O.D. (IN.)	THREAD SIZE (IN.)	BORE (IN.)	"E" NUT HEX SIZE (IN.)	"F" STEM HEX SIZE (IN.)	"A" COUPLING LENGTH (IN.)	CUT-OFF (IN.)
05E-756	5/16	3/8	9/16 - 18	0.22	5/8	11/16	1.88	1
06E-755	3/8	5/16	1/2 - 20	0.23	9/16	5/8	1.78	7/8
06E-756	3/8	3/8	9/16 - 18	0.27	5/8	11/16	1.82	7/8
08E-758	1/2	1/2	3/4 - 16	0.38	13/16	7/8	2.08	1 1/16

MEDIUM PRESSURE

WEATHERHEAD®

Air Brake Connection Tube

FOR USE WITH H243 TEFLON HOSE ONLY

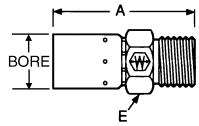

SPECIFICATIONS

	HOSE I.D. (IN.)	TUBE O.D. (MM)	THREAD SIZE (IN.)	BORE (IN.)	"E" NUT HEX SIZE (IN.)	"A" COUPLING LENGTH (IN.)	CUT-OFF (IN.)
08E-Y58	½	½	11/16 - 20	0.38	¾	2.12	1 1/16
08E-Y60	½	⅝	13/16 - 18	0.38	⅞	2.18	1 ⅛
12E-Y60	¾	⅝	13/16 - 18	0.53	1	2.31	1 ⅛
12E-Y62	¾	¾	1 - 18	0.61	1	2.38	1 3/16

Straight Tube Brass

FOR USE WITH H243 TEFLON HOSE ONLY

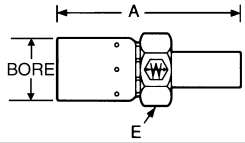

SPECIFICATIONS

	HOSE I.D. (IN.)	TUBE O.D. (IN.)	BORE (IN.)	"E" NUT HEX SIZE (IN.)	"A" COUPLING LENGTH (IN.)	CUT-OFF (IN.)
08E-T58	½	½	0.39	¾	3.32	2 5/16
08E-T60	½	⅝	0.47	¾	3.45	2 7/16
12E-T60	¾	⅝	0.47	1	3.66	2 7/16
12E-T62	¾	¾	0.61	1	4.00	2 13/16

LOW PRESSURE

H077 Fuel Injection Hose SAE 30R9

SPECIFICATIONS

	HOSE I.D. (IN.)	HOSE O.D. (IN.)	WORKING PRESSURE (PSI)	MIN. BURST PRESSURE (PSI)	MIN. BEND RADIUS (IN.)	WT. PER 100 FT. (LBS)	AVAILABLE LENGTHS (IN.)	HOSE ENDS
H07704-10	¼	½	125	900	3	11	10	E.F.I. clamps below
H07705-10	5/16	9/16	125	900	3 ¾	13	10	
H07706-10	⅜	⅝	125	900	4 ½	16	10	

All fuel hoses must use a clamp

TYPICAL APPLICATION: Designed specifically for electronic fuel injection systems.
INNER TUBE: Fluoroelastomer Veneer.
REINFORCEMENT: Multi-fiber braid.
COVER: ECO (Epichlorohydrin Copolymer).
TEMPERATURE RANGE: -30°F to +275°F (-34°C to +135°C).

E.F.I. Hose Clamps

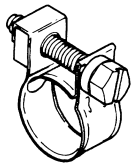

SPECIFICATIONS

	CLAMP SIZE	MINIMUM DIAMETER (IN.)	MAXIMUM DIAMETER (IN.)	NORMAL DIAMETER (IN.)
6207-004	04	.433	0.551	.512
6207-005	05	.472	0.590	.551
6207-006	06	.551	0.669	.630
6207-010	10	.563	1.060	.625
6207-012	12	.563	1.250	.750

TYPICAL APPLICATION: Electronic fuel injection hose.
MATERIAL: Carbon steel; 23/64" (9 mm.).

Synflex Hydraulic Hose & Fittings

ITEM	PAGE #
High Pressure Hose	
Synflex Hose & Couplings	
3800 (SAE 100R8)	116
3R80 (SAE 100R8)	116
Medium Pressure Hose	
Spectra 30CT (SAE 100R18)	117
3130 (SAE 100R7)	117
3580	118
Non-Conductive Hose	
37AL (SAE 100R7) Medium Pressure	118
General Purpose Air & Water Hose	
3630	119
Accessories	
Plastic Protective Coil Sleeve	120
Couplings	
Permanently Attached Hose Couplings Male Pipe Rigid	121
JIC 37° Male Rigid	122
Male Pipe Swivel	122
Torque Values (in-lbs) for Steel Female	123
JIC 37°Female Swivel	123
30° Inverted Flare NPSM	123
45° Bent Tube Female Swivel JIC 37°	124
90° Short Bent Tube Female Swivel JIC 37°	124
Torque Values (in-lbs) for Bent Tube Couplings With Female Swivels	124
Straight With Female Swivel O-Ring Face Seal	125
Straight With Female Swivel O-Ring Face Seal	125
Female Swivel 90° Elbow O-Ring Face Seal	125
BSPP Female Swivel 60° Female Cone and 90° Elbow	126
BSPP Female Swivel 60° Male Cone	126
BSPP Female Swivel 60° Female Cone	126
Metric Female Swivel 60° Male Cone L Series	127
Metric Stand Pipe N Series	127

*** For Thread and Hose Identification see pages 485-502**

Synflex Hose & Couplings

3800 (SAE 100R8)

3,500 – 5,000 psi (241 – 345 bar) working pressures

APPLICATIONS:
- General hydraulics
- High pressure gas and chemical transfer
- Machine tools
- Mobile equipment
- Agricultural equipment

CONSTRUCTION:
- Black polyurethane cover
- Braided high tensile aramid fiber reinforcement
- Nylon core tube

FEATURES:
- Temperature range: -40°F to 212°F (-40°C to 100°C) or to 150°F (66°C), with water-based or fire resistant fluids
- 100R8 hose performance with 100R7 hose dimensions – for coupling versatility
- Low volumetric expansion

SPECIFICATIONS

PRODUCT I.D.			NOMINAL I.D.		MAXIMUM O.D.		MINIMUM BEND RADIUS		MAXIMUM WORKING PRESSURE		MAXIMUM BURST PRESSURE		WEIGHT		REEL QUANTITY (FT.)
	PERMANENT COUPLING SERIES STEEL	SWAGE DIE PART # 4540-	(IN.)	(MM)	(IN.)	(MM)	(IN.)	(MM)	(PSI)	(BAR)	(PSI)	(BAR)	LBS./100 (FT.)	KG/100 (M.)	
3800-03	3903/7903	303	3/16	4.8	.432	11.0	1 1/2	38	5,000	345	20,000	1379	5.6	8.3	250
3800-04	3903/7903	304	1/4	6.4	.532	13.5	2	51	5,000	345	20,000	1379	7.9	11.8	250
3800-06	3903/7903	306	3/8	9.5	.667	16.9	2 1/2	64	4,000	276	16,000	1103	10.6	15.8	250
3800-08	3903/7903	308	1/2	12.7	.837	21.3	4	102	3,500	241	14,000	965	14.6	21.7	250

3R80 (SAE 100R8)

2,000 – 5,000 psi (138 – 345 bar) working pressures

APPLICATIONS:
- General hydraulic systems
- Hydraulic tools
- Mobile equipment
- High pressure pneumatic systems

CONSTRUCTION:
- Black polyurethane cover
- Braided synthetic fiber reinforcement
- Nylon core tube

FEATURES:
- Temperature range: -40°F to 212°F (-40°C to 100°C) or to 150°F (66°C), with water-based or fire resistant fluids
- Long life in impulse cycling and flexing
- Designed for permanent or reusable couplings

SPECIFICATIONS

PRODUCT I.D.				NOMINAL I.D.		MAXIMUM O.D.		MINIMUM BEND RADIUS		MAXIMUM WORKING PRESSURE		MAXIMUM BURST PRESSURE		WEIGHT		REEL QUANTITY (FT.)
	PERMANENT COUPLING SERIES STEEL	REUSABLE COUPLING SERIES STEEL	SWAGE DIE PART # 4540-	(IN.)	(MM)	(IN.)	(MM)	(IN.)	(MM)	(PSI)	(BAR)	(PSI)	(BAR)	LBS./100 (FT.)	KG/100 (M.)	
3R80-03	390H/790H	390J	H03	3/16	4.8	0.517	13.1	1 1/2	38	5,000	345	20,000	1,379	7.7	11.5	250
3R80-04	390H/790H	390J	H04	1/4	6.4	0.627	15.9	2	51	5,000	345	20,000	1,379	11.8	17.6	250
3R80-06	390H/790H	390J	H06	3/8	9.5	0.767	19.5	2 1/2	64	4,000	276	16,000	1,103	14.8	22.0	250
3R80-08	390H/790H	390J	H08	1/2	12.7	0.894	22.7	4	102	3,500	241	14,000	965	19.0	28.3	250
3R80-12	390H/790H	390J	H012	3/4	19.1	1.138	28.9	6 1/2	165	2,250	155	9,000	620	25.6	38.1	200
3R80-16	390H	390J	H016	1	25.4	1.472	37.4	10	254	2,000	138	8,000	552	38.5	57.3	200

MEDIUM CONSTANT PRESSURE

Spectra 30CT (SAE 100R18)

3,000 psi (207 bar) working pressures



APPLICATIONS:
- Freezer applications
- Lift truck hydraulic systems
- Agricultural equipment
- Mobile equipment
- General hydraulics
- Construction

CONSTRUCTION:
- Black polyurethane cover
- Spiraled synthetic fiber reinforcement
- Polyester core tube

FEATURES:
- Temperature range: -67°F to 200°F (-54°C to 94°C)
- Lowest temperature hose
- Very flexible in low temperatures
- Abrasion resistant cover
- Extreme flexing

SPECIFICATIONS

PRODUCT I.D.				HOSE I.D. (IN.)	NOMINAL INSIDE DIAMETER (IN.)	MAXIMUM OUTSIDE DIAMETER (IN.)	MINIMUM BEND RADIUS (IN.)	MAXIMUM OPERATING PRESSURE (PSI)	MINIMUM BURST PRESSURE (PSI)	WT. PER 100 FT. (LBS)
	TWIN LINE #	PERMANENT COUPLING SERIES	SWAGE DIE PART # 4540-							
30CT-04	3770-21633	3903/7903	3W4	5/16	.32	.590	1.75	3,000	12,000	8.0
30CT-05	3770-21643	3903/7903	305	3/8	.38	.650	2.00	3,000	12,000	12.2
30CT-06	3770-21653	3903/7903	306	1/2	.50	.870	3.50	3,000	12,000	15.0
30CT-08	3770-21663	390H/790H	H08	5/8	.63	1.050	4.00	3,000	12,000	21.0

Twin and multi lines available.

MEDIUM PRESSURE

3130 (SAE 100R7)

1,000 – 3,000 psi (69 – 207 bar) working pressures

APPLICATIONS:
- General hydraulics
- High pressure gas transfer
- Chemical transfer

CONSTRUCTION:
- Black polyurethane cover
- Spiral or braided synthetic fiber reinforcement
- Nylon-lined core tube

FEATURES:
- Temperature range: -40°F to 212°F (-40°C to 100°C) or to 150°F (66°C), with water-based or fire resistant fluids
- Low elongation
- Best value 100R7 hose

SPECIFICATIONS

PRODUCT I.D.			NOMINAL I.D.		MAXIMUM O.D.		MINIMUM BEND RADIUS		MAXIMUM WORKING PRESSURE		MAXIMUM BURST PRESSURE		WEIGHT		
	PERMANENT COUPLING SERIES STEEL	SWAGE DIE PART # 4540-	(IN.)	(MM)	(IN.)	(MM)	(IN.)	(MM)	(PSI)	(BAR)	(PSI)	(BAR)	LBS./100 (FT.)	KG/100 (M.)	G/100
3130-02**	3903/7903	302	1/8	3.2	0.339	8.6	1/2	13	2,500	172	10,000	689	2.5	3.7	250
3130-03	3903/7903	303	3/16	4.8	0.429	10.9	3/4	19	3,000	207	12,000	827	4.6	6.8	250
3130-04	3903/7903	304	1/4	6.4	0.512	13.0	1 1/4	32	3,000	207	12,000	827	5.7	8.5	250
3130-05	3903/7903	305	5/16	7.9	0.596	15.1	1 3/4	44	2,500	172	10,000	689	6.9	10.3	250
3130-06	3903/7903	306	3/8	9.5	0.662	16.8	2	51	2,250	155	9,000	620	9.5	14.1	250
3130-08	3903/7903	306	1/2	12.7	0.818	20.8	3	76	2,000	138	8,000	552	14.1	21.0	250
3130-12	3903/7903	312	3/4	19.1	1.069	27.2	5	127	1,250	86	5,000	345	19.3	28.7	200
3130-16	3903/7903	316	1	25.4	1.342	34.1	8	203	1,000	69	4,000	276	26.4	39.3	200

** SAE specification 100R7 does not apply to 1/8" inch size: The nylon core tube is a single-wall design and is not bonded to the reinforcement

MEDIUM PRESSURE

3580

2,250 – 3,500 psi (155 – 241 bar) working pressures
Meets or exceeds SAE 100R1 and R7 performance specifications
Steel wire reinforcement

APPLICATIONS:
- Hydraulic tools (not recommended for pneumatic pressures)
- Lubrication systems
- Mobile hydraulics
- Agriculture equipment

CONSTRUCTION:
- Black polyurethane non-perforated cover
- Braided bronze coated steel wire reinforcement
- Polyester core tube

FEATURES:
- Temperature range: -40°F to 225°F (-40°C to 107°C) or to 140°F (60°C), with water-based or fire resistant fluids
- Single permanent coupling series fits all sizes
- SAE 100R7 dimensions
- Cut resistant – heavy duty design

SPECIFICATIONS

PRODUCT I.D.			NOMINAL I.D.		MAXIMUM O.D.		MINIMUM BEND RADIUS		MAXIMUM WORKING PRESSURE		MAXIMUM BURST PRESSURE		WEIGHT		
	PERMANENT COUPLING SERIES STEEL	SWAGE DIE PART # 4540-	(IN.)	(MM)	(IN.)	(MM)	(IN.)	(MM)	(PSI)	(BAR)	(PSI)	(BAR)	LBS./100 (FT.)	KG/100 (M.)	G/100
3580-04	3903/7903	304	¼	–	.4930	–	1 ¾	–	3,500	241	14,000	965	10.3	15.3	500
3580-06	3903/7903	306	⅜	–	.6413	–	2 ¼	–	3,250	221	13,000	884	18.1	26.9	500
3580-08	3903/7903	308	½	–	.7680	–	3 ¼	–	3,000	207	12,000	827	20.7	30.8	400

NON-CONDUCTIVE

37AL (SAE 100R7)

MEDIUM PRESSURE



APPLICATIONS:
- General hydraulic systems that may contact high voltage sources
- Rescue equipment and tools
- Mobile machinery
- Aerial equipment

CONSTRUCTION:
- Core Tube - polyester
- Reinforcement - braided synthetic fiber
- Jacket - Orange, non-conductive polyurethane

FEATURES:
- SAE J517, ANSI 92.2 for aerial lift equipment
- Temperature range: -40°F to +212°F
- Improved flexibility

SPECIFICATIONS

	TWIN LINE #	NOMINAL I.D. (IN.)	COUPLING SERIES	DIE 4540-	NOMINAL I.D. (IN.)	MAX O.D.	MINIMUM BEND RADIUS (IN.)	MAXIMUM OPERATING PRESSSURE (PSI)	MINIMUM BURST PRESSURE (PSI)	WT. PER 100 FT. (LBS)
37AL-03003	–	3/16	3903	30300	.20	.425	.75	3,000	12,000	4.8
37AL-04003	3770-27A33	¼	3903	3W400	.25	.485	1.25	3,000	11,000	6.0
37AL-05003	–	5/16	3903	30500	.32	.580	1.75	3,000	10,000	7.5
37AL-06003	3770-27A53	⅜	3903	30600	.38	.635	2.00	3,000	9,000	9.5
37AL-08003	3770-27A63	½	3903	30800	.50	.815	3.00	3,000	9,000	14.3

GENERAL PURPOSE AIR & WATER

3630

250 – 300 psi (17 – 20 bar) working pressures

APPLICATIONS:
- Air power tools
- Pneumatic motion control
- Industrial water supply lines
- Compatible with many chemicals and gases

CONSTRUCTION:
- PVC cover
- Spiraled synthetic fiber reinforcement
- PVC core tube

FEATURES:
- Temperature range: -10°F to 150°F (-23°C to 66°C) or to 130°F (54°C), with 390C brass couplings
- Standard bold colors, gray, red, blue, yellow, or black (standard color chart below)
- Excellent abrasion and impact resistance
- Light weight
- 4:1 burst to working pressure safety factor
- Long life over rubber hoses

FOR COLORS

ADD TO END OF PART NUMBER				
FOR BLUE	FOR RED	FOR GREEN	FOR YELLOW	FOR GRAY
BL	R	GR	Y	GY

EXAMPLE:

SPECIFICATIONS

	NOMINAL I.D.		MAXIMUM O.D.		MINIMUM BEND RADIUS		MAXIMUM WORKING PRESSURE		MAXIMUM BURST PRESSURE		WEIGHT		REEL QUANTITY (FT.)
							70°F		80°F				
	(IN.)	(MM)	(IN.)	(MM)	(IN.)	(MM)	(PSI)	(BAR)	(PSI)	(BAR)	LBS./100 (FT.)	KG/100 (M.)	
3630-03	3/16	4.8	.399	10.1	7/16	11	300	20	250	17	4.5	6.7	500
3630-04	1/4	6.4	.490	12.5	5/8	16	300	20	250	17	6.3	9.4	500
3630-05	5/16	7.9	.550	14.0	3/4	19	300	20	250	17	7.9	11.8	500
3630-06	3/8	9.5	.639	16.2	7/8	22	300	20	250	17	9.7	14.4	500
3630-08	1/2	12.7	.794	20.2	1 1/4	32	300	20	250	17	13.6	20.2	400
3630-12	3/4	19.1	1.097	27.9	2 1/2	64	300	20	250	17	22.9	34.1	400
3630-16	1	25.4	1.342	34.1	3 1/2	89	250	17	250	17	31.4	46.7	400

COUPLING CHART

HOSE I.D. (IN.)	PERMANENT STEEL		BRASS COUPLINGS			
	COUPLING SERIES #	SWAGE DIE #	COUPLING SERIES #	BRASS FERRULES #	SWAGE DIE #	CRIMP DIE #
3/16	3903/7903	4540-303	390C	3981-30220	4540-00001	4548-03750
1/4	3903/7903	4540-304	390C	3981-30320	4540-00002	4548-05000
5/16	3903/7903	4540-305	–	–	4540-00003	–
3/8	3903/7903	4540-306	390C	3981-19120	–	4548-06000
1/2	3903/7903	4540-308	390C	3981-30420	–	4548-07500
3/4	3903/7903	4540-312	390C	3981-30520	–	4548-10750
1	390H-16	4540-B16	–	–	–	–

Hose Accessories

Plastic Protective Coil Sleeve

SPECIFICATIONS

	FOR HOSE PART #
4554-04000	3130-02
4554-06000	3R30-03, 3800-03, 3402-03, 3000-03, 3130-03, 3630-03, 3160-03
4554-07000	3R30-04, 3000-04, 3130-04, 3160-04, 3630-03
4554-08000	3R30-06, 3800-04, 3440-04, 34PW-04, 3290-04, 3402-04, 3350-03 3360-03, 3000-05, 3130-05, 3R80-03, 3160-03
4554-10000	3350-04, 3360-08, 3350-05, 3360-05, 3440-06, 34PW-06, 34AG-04, 3000-06 3130-06, 3R80-04, 3160-06
4554-12000	3R30-08, 3350-06, 3360-06, 3800-06, 3000-08, 3130-08, 3R80-06, 3160-08
4554-14000	3350-08, 3360-08, 3800-08, 3440-08, 34PW-08, 3R80-08
4554-16000	3000-12, 3130-12, 3R80-12, 3440-10, 34PW-10, 3160-12, 3630-12
4554-19000	3000-16, 3440-12, 34PW-12, 3160-16
4554-22000	3R80-16, 3440-16, 34PW-16

Permanently Attached Hose Couplings
Male Pipe Rigid

Synflex®

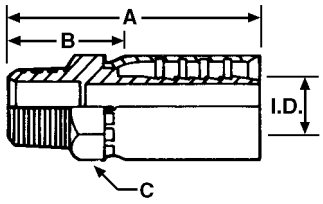

SPECIFICATIONS

PRODUCT I.D.		HOSE I.D. (IN.)	PIPE SIZE (IN.)	BORE I.D. (IN.)	"A" OVERALL LENGTH (IN.)	"B" CUT-OFF (IN.)	"C" HEX (IN.)
	PUSHER 4599-						
3903-02102	MP023	1/8	1/8	.078	1.343	3/4	1/2
3903-03102	MP001	3/16	1/8	.109	1.880	1 1/16	9/16
3903-03104	MP004	3/16	1/4	.109	2.060	1 1/4	11/16
3903-03106	MP005	3/16	3/8	.109	2.154	1 3/8	3/4
3903-04102	MP002	1/4	1/8	.156	2.130	1 1/16	5/8
3903-04104	MP004	1/4	1/4	.156	2.310	1 1/4	11/16
3903-04106	MP005	1/4	3/8	.156	2.404	1 5/16	3/4
3903-05104	MP004	5/16	1/4	.219	2.313	1 1/16	11/16
3903-05106	MP005	5/16	3/8	.219	2.407	1 1/8	3/4
3903-06104	MP005	3/8	1/4	.281	2.592	1 1/8	3/4
3903-06106	MP005	3/8	3/8	.281	2.592	1 1/8	3/4
3903-06108	MP009	3/8	1/2	.281	2.844	1 3/8	15/16
3903-08106	MP008	1/2	3/8	.391	2.782	1 1/8	7/8
3903-08108	MP009	1/2	1/2	.391	3.031	1 3/8	15/16
3903-12112	MP011	3/4	3/4	.625	3.220	1 3/8	1 1/8
3903-16116	MP013	1	1	.812	3.969	1 9/16	1 3/8
390H-03102	MP001	3/16	1/8	.109	1.880	1 1/16	9/16
390H-03104	MP004	3/16	1/4	.109	2.060	1 1/4	11/16
390H-03106	MP005	3/16	3/8	.109	2.154	1 3/8	3/4
390H-04102	MP002	1/4	1/8	.156	2.130	1 1/16	5/8
390H-04106	MP005	1/4	3/8	.156	2.404	1 5/16	3/4
390H-05104	MP004	5/16	1/4	.219	2.313	1.063	11/16
390H-06104	MP005	3/8	1/4	.281	2.592	1 1/8	3/4
390H-06106	MP005	3/8	3/8	.281	2.592	1 1/8	3/4
390H-06108	MP009	3/8	1/2	.281	2.844	1 3/8	15/16
390H-08106	MP008	1/2	3/8	.391	2.782	1 1/8	7/8
390H-08108	MP009	1/2	1/2	.391	3.031	1 3/8	15/16
390H-12112	MP011	3/4	3/4	.625	3.220	1 3/8	1 1/8
390H-16116	MP013	1	1	.812	3.969	1 9/16	1 3/8
390V-03104	MP004	3/16	1/4	.109	2.060	1 1/4	11/16
390V-03106	MP005	3/16	3/8	.109	2.154	1 5/16	3/4
390V-04104	MP004	1/4	1/4	.156	2.310	1 1/4	11/16
390V-04106	MP005	1/4	3/8	.156	2.404	1 5/16	3/4
390V-06106	MP005	3/8	3/8	.281	2.944	1 1/8	3/4
390N-12112	MP011	3/4	3/4	.625	3.298	1.694	1 1/8
390N-16116	MP013	1	1	.812	3.969	1.652	1 3/8

Couplings are manufactured from plated steel

JIC 37° Male Rigid

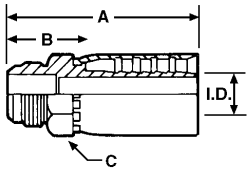

SPECIFICATIONS

PRODUCT I.D.		HOSE I.D. (IN.)	DASH SIZE (IN.)	THREAD SIZE (IN.)	BORE (IN.)	"A" OVERALL LENGTH (IN.)	"B" CUT-OFF (IN.)	"C" CUT-OFF (IN.)
COUPLING	PUSHER 4599-							
3903-03504	MP001	3/16	-4	7/16 - 20	.109	2.050	1 1/4	9/16
3903-04504	MP002	1/4	-4	7/16 - 20	.156	2.300	1 1/4	5/8
3903-04505	MP002	1/4	-5	1/2 - 20	.156	2.300	1 1/4	5/8
3903-04506	MP005	1/4	-6	9/16 - 18	.156	2.400	1.320	3/4
3903-05506	MP004	5/16	-6	9/16 - 18	.219	2.300	1 5/16	11/16
3903-06506	MP005	3/8	-6	9/16 - 18	.281	2.588	1 3/8	3/4
3903-06508	MP007	3/8	-8	3/4 - 16	.281	2.689	1 3/8	13/16
3903-08508	MP008	1/2	-8	3/4 - 16	.391	2.876	1 7/16	7/8
3903-08510	MP009	1/2	-10	7/8 - 14	.391	3.102	1 7/16	15/16
3903-08512	MP011	1/2	-12	1 1/16 - 12	.391	3.145	1 1/2	1 1/8

Couplings are manufactured from plated steel

Male Pipe Swivel

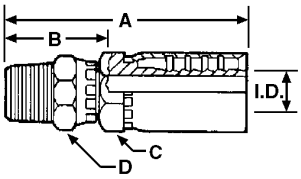

SPECIFICATIONS

PRODUCT I.D.		HOSE I.D. (IN.)	PIPE SIZE (IN.)	THREAD SIZE (IN.)	BORE (IN.)	"A" OVERALL LENGTH (IN.)	"B" CUT-OFF (IN.)	HEX	
	PUSHER 4599-							"C" (IN.)	"D" (IN.)
3903-03144	MP003	3/16	1/4	–	.109	2.637	1 13/16	5/8	11/16
3903-04144	MP003	1/4	1/4	–	.156	2.872	1 13/16	5/8	11/16
3903-05144	MP003	5/16	1/4	–	.219	2.872	1 5/8	5/8	11/16
3903-06146	MP006	3/8	3/8	–	.281	3.150	1 11/16	3/4	3/4
3903-08148	MP010	1/2	1/2	–	.391	3.609	1 15/16	7/8	15/16
3903-12152	MP012	3/4	3/4	–	.594	3.840	2	1 1/8	1 1/8
390H-03144	MP003	3/16	1/4	–	.109	2.637	1 13/16	5/8	11/16
390H-04144	MP003	1/4	1/4	–	.156	2.872	1 13/16	5/8	11/16
390H-06146	MP006	3/8	3/8	–	.281	3.150	1 11/16	3/4	3/4
390H-08148	MP010	1/2	1/2	–	.391	3.609	1 15/16	7/8	15/16
390H-12152	MP012	3/4	3/4	–	.594	3.840	2	1 1/8	1 1/8

Couplings are manufactured from plated steel

JIC 37°Female Swivel

Torque Values (in-lbs) for Steel Female Swivel Couplings

MAXIMUM/MINIMUM TORQUES

SIZE	MINIMUM TORQUE VALUES (LBS.)	MAXIMUM TORQUE VALUE (LBS.)
4	50	150
5	70	200
6	90	300
8	150	500
10	220	700
12	300	1,000
16	450	1,400

The maximum torques listed are based upon strength rather than sealing properties. Use of any torque within the min-max range will help prevent damage or leakage.

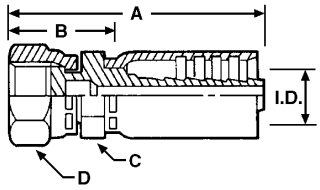

SPECIFICATIONS

PRODUCT I.D.		HOSE I.D. (IN.)	PIPE SIZE (IN.)	THREAD SIZE (IN.)	BORE (IN.)	"A" OVERALL LENGTH (IN.)	"B" CUT-OFF (IN.)	HEX	
COUPLING	PUSHER 4599-							"C" (IN.)	"D" (IN.)
3903-02543	FP017	1/8	-3	3/8 - 24	.078	1.650	1 1/32	1/2	9/16
3903-02544	FP010	1/8	-4	7/16 - 20	.078	1.713	1 1/16	1/2	5/8
3903-03544	FP011	3/16	-4	7/16 - 20	.109	2.156	1 3/8	9/16	5/8
3903-04544	FP012	1/4	-4	7/16 - 20	.156	2.531	1 7/16	5/8	5/8
3903-04545	FP013	1/4	-5	1/2 - 20	.156	2.531	1 7/16	5/8	3/4
3903-04545-003	FP012	1/4	-5	1/2 - 20	.156	2.531	1 7/16	5/8	5/8
3903-04546	FP013	1/4	-6	9/16 - 18	.156	2.531	1 7/16	5/8	3/4
3903-05545	FP013	5/16	-5	1/2 - 20	.219	2.531	1 1/4	5/8	3/4
3903-05546	FP013	5/16	-6	9/16 - 18	.219	2.531	1 3/8	5/8	3/4
3903-06546	FP015	3/8	-6	9/16 - 18	.281	2.813	1 1/2	3/4	3/4
3903-06548	FP005	3/8	-8	3/4 - 16	.281	2.813	1 3/8	3/4	15/16
3903-08548	FP016	1/2	-8	3/4 - 16	.391	3.156	1 5/8	7/8	15/16
3903-08550	FP006	1/2	-10	7/8 - 14	.391	3.156	1 5/8	7/8	1 1/16
3903-12552	FP008	3/4	-12	1 1/16 - 12	.625	3.437	1 5/8	1 1/8	1 1/4

Couplings are manufactured from plated steel

30° Inverted Flare NPSM

SPECIFICATIONS

PRODUCT I.D.		HOSE I.D. (IN.)	PIPE SIZE (IN.)	THREAD SIZE (IN.)	BORE (IN.)	"A" OVERALL LENGTH (IN.)	"B" CUT-OFF (IN.)	HEX	
COUPLING	PUSHER 4599-							"C" (IN.)	"D" (IN.)
3903-02244	FP024	1/8	-4	1/4 - 18	.078	1.688	1 1/16	1/2	11/16
3903-03244	FP002	3/16	-4	1/4 - 18	.109	2.075	1 1/8	5/8	3/4
3903-04244	FP002	1/4	-4	1/4 - 18	.156	2.375	1 5/16	5/8	3/4
3903-05244	FP013	5/16	-4	1/4 - 18	.219	2.530	1 1/4	3/4	3/4
3903-06246	FP004	3/8	-6	3/8 - 18	.281	2.656	1 3/16	3/4	7/8
3903-08248	FP018	1/2	-8	1/2 - 14	.391	3.062	1 3/8	1	1

Couplings are manufactured from plated steel

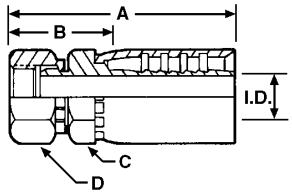

45° Bent Tube Female Swivel JIC 37°

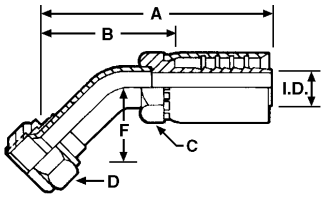

SPECIFICATIONS

PRODUCT I.D.		HOSE I.D. (IN.)	PIPE SIZE (IN.)	THREAD SIZE (IN.)	BORE (IN.)	"A" OVERALL LENGTH (IN.)	"B" CUT-OFF (IN.)	HEX		"F" DROP (IN.)
COUPLING	PUSHER 4599-							"C" (IN.)	"D" (IN.)	
3903-05606	TP206	5/16	-6	9/16 - 18	.219	2.734	1 1/2	5/8	11/16	.588
3903-06606	TP206	3/8	-6	9/16 - 18	.281	2.921	1 1/2	3/4	11/16	.588

Couplings are manufactured from plated steel

90° Short Bent Tube Female Swivel JIC 37°

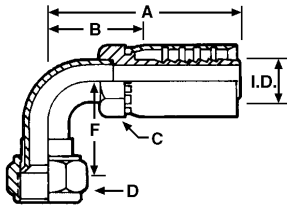

Torque Values (in-lbs) for Bent Tube Couplings With Female Swivels

MAXIMUM/MINIMUM TORQUES

SIZE	MINIMUM TORQUE VALUES (LBS.)	MAXIMUM TORQUE VALUE (LBS.)
4	37	112
5	52	150
6	67	225
8	112	375
10	162	525
12	225	750
16	337	1,050

The maximum torques listed are based upon strength rather than sealing properties. Use of any torque within the min-max range will help prevent damage or leakage.

SPECIFICATIONS

PRODUCT I.D.		HOSE I.D. (IN.)	DASH SIZE (IN.)	THREAD SIZE (IN.)	BORE I.D. (IN.)	"A" OVERALL LENGTH (IN.)	"B" CUT-OFF (IN.)	HEX		"F" DROP (IN.)
COUPLING	PUSHER 4599-							"C" (IN.)	"D" (IN.)	
3903-03644	TP204	3/16	-4	7/16 - 20	.109	2.063	1 1/4	9/16	9/16	.875
3903-04644	TP204	1/4	-4	7/16 - 20	.156	2.281	1 5/16	5/8	9/16	.875
3903-04645	TP205	1/4	-5	1/2 - 20	.156	2.375	1 5/16	5/8	5/8	1.000
3903-05646	TP206	5/16	-6	9/16 - 18	.219	2.438	1 3/16	5/8	11/16	1.125
3903-06646	TP206	3/8	-6	9/16 - 18	.281	2.625	1 3/16	3/4	11/16	1.125
3903-06648	TP208	3/8	-8	3/4 - 16	.281	2.751	1 5/16	3/4	7/8	1.375
3903-08648	TP308	1/2	-8	3/4 - 16	.391	2.938	1 5/16	7/8	7/8	1.375
3903-08650	TP310	1/2	-10	7/8 - 14	.391	3.062	1 7/16	7/8	1	1.625

Couplings are manufactured from plated steel

Straight With Female Swivel O-Ring Face Seal

SPECIFICATIONS

PRODUCT I.D.		HOSE I.D. (IN.)	PIPE SIZE (IN.)	THREAD SIZE (IN.)	BORE I.D. (IN.)	"A" OVERALL LENGTH (IN.)	"B" CUT-OFF (IN.)	HEX	
COUPLING	PUSHER 4599-							"C" (IN.)	"D" (IN.)
3903-04404	MP045	¼	-4	9/16 - 18	.156	2.597	1.517	⅝	11/16
3903-06406	MP037	¾	-6	11/16 - 16	.209	2.920	1.608	¾	13/16
3903-08408	MP046	½	-8	13/16 - 16	.382	3.285	1.720	⅞	15/16
3903-12412	MP039	¾	-12	1 3/16 - 12	.610	3.710	1.954	1 ⅛	1 ⅜
3903-16416	MP042	1	-16	1 7/16 - 12	.811	4.360	2.110	1 ⅜	1 ⅝
3903-05404	MP045	5/16	-4	9/16 - 18	.219	2.66	1.475	⅝	11/16
3903-05406	MP037	5/16	-6	11/16 - 16	.219	2.73	1.545	⅝	13/16

Couplings are manufactured from plated steel

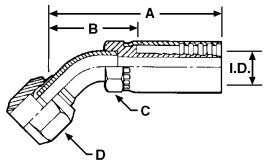

Straight With Female Swivel O-Ring Face Seal

SPECIFICATIONS

PRODUCT I.D.		HOSE I.D. (IN.)	PIPE SIZE (IN.)	THREAD SIZE (IN.)	BORE I.D. (IN.)	"A" OVERALL LENGTH (IN.)	"B" CUT-OFF (IN.)	HEX	
COUPLING	PUSHER 4599-							"C" (IN.)	"D" (IN.)
390H-04404	MP045	¼	-4	9/16 - 18	.156	2.597	1.517	⅝	11/16
390H-06406	MP037	⅜	-6	11/16 - 16	.264	2.920	1.608	¾	13/16
390H-08408	MP046	½	-8	13/16 - 16	.382	3.285	1.720	⅞	15/16

Couplings are manufactured from plated steel

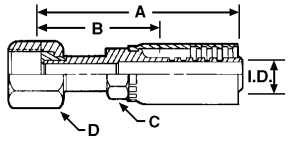

Female Swivel 90° Elbow O-Ring Face Seal

SPECIFICATIONS

PRODUCT I.D.		HOSE I.D. (IN.)	DASH SIZE (IN.)	THREAD SIZE (IN.)	BORE I.D. (IN.)	"A" OVERALL LENGTH (IN.)	"B" CUT-OFF (IN.)	HEX		"F" DROP (IN.)
COUPLING	PUSHER 4599-							"C" (IN.)	"D" (IN.)	
3903-04474	TP204	¼	-4	9/16 - 8	.156	2.313	1.233	⅝	11/16	.779
3903-05476	TP206	5/16	-6	11/16 - 16	.281	2.550	1.368	¾	13/16	.902
3903-06476	TP206	⅜	-6	11/16 - 16	.281	2.743	1.431	¾	13/16	.902
3903-08478	TP308	½	-8	13/16 - 16	.391	3.043	1.480	⅞	15/16	1.150
3903-12482	TP312	¾	-12	1 3/16 - 12	.625	3.777	2.021	1 ⅛	1 ⅜	1.882

Couplings are manufactured from plated steel

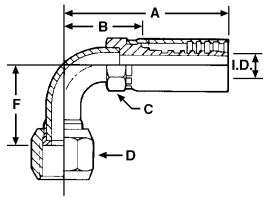

BSPP Female Swivel 60° Female Cone and 90° Elbow

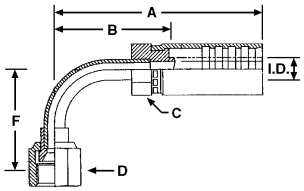

SPECIFICATIONS

PRODUCT I.D.		HOSE I.D. (IN.)	DASH SIZE (IN.)	THREAD SIZE (IN.)	BORE I.D. (IN.)	"A" OVERALL LENGTH (IN.)	"B" CUT-OFF (IN.)	HEX		"F" DROP (IN.)
COUPLING	PUSHER 4599-							"C" (IN.)	"D" (IN.)	
7903-04L74	TP401	¼	-5	¼ - 19	.156	2.85	1.774	⅝	19	1.299
7903-06L76	TP402	⅜	-6	⅜ - 19	.281	3.30	1.989	¾	22	1.378
7903-08L78	TP403	½	-8	½ - 14	.391	3.69	2.128	⅞	27	1.476
7903-12L82	TP404	¾	-12	¾ - 14	.625	4.47	3.157	1 ⅛	36	1.968

Couplings are manufactured from plated steel

BSPP Female Swivel 60° Male Cone

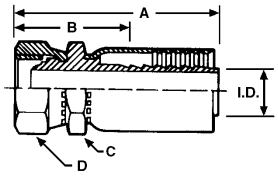

SPECIFICATIONS

PRODUCT I.D.		HOSE I.D. (IN.)	THREAD SIZE (IN.)	BORE I.D. (IN.)	"A" OVERALL LENGTH (IN.)	"B" CUT-OFF (IN.)	HEX	
COUPLING	PUSHER 4599-						"C" (IN.)	"D" (IN.)
7903-03V44	FP413	3⁄16	¼ - 19	.109	2.16	1.38	19	19
7903-04V44	FP414	¼	¼ - 19	.156	2.48	1.40	19	19
7903-05V46	FP416	5⁄16	⅜ - 19	.219	2.35	1.22	22	22
7903-06V46	FP416	⅜	⅜ - 19	.281	2.87	1.56	22	22
7903-08V48	FP418	½	½ - 14	.391	3.23	1.67	27	27
790H-03V44	FP413	3⁄16	¼ - 19	.109	2.16	1.38	17	19
790H-04V44	FP414	¼	¼ - 19	.156	2.48	1.40	19	19
790H-06V46	FP416	⅜	⅜ - 19	.281	2.87	1.56	22	22
790H-08V48	FP418	½	½ - 14	.391	3.23	1.67	27	27

Couplings are manufactured from plated steel

BSPP Female Swivel 60° Female Cone

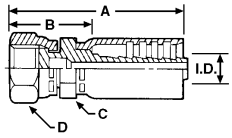

SPECIFICATIONS

PRODUCT I.D.		HOSE I.D. (IN.)	THREAD SIZE (IN.)	BORE I.D. (IN.)	"A" OVERALL LENGTH (IN.)	"B" CUT-OFF (IN.)	HEX	
COUPLING	PUSHER 4599-						"C" (MM)	"D" (MM)
7903-04V04	FP414	¼	¼ - 19	.156	2.48	1.40	19	19
7903-06V06	FP416	⅜	⅜ - 19	.281	2.87	1.56	22	22
7903-08V08	FP418	½	½ - 14	.391	3.23	1.67	22	27
7903-12V12	FP422	¾	¾ - 14	.625	3.39	1.73	36	36
790H-04V04	FP414	¼	¼ - 19	.156	2.48	1.40	19	19
790H-06V06	FP416	⅜	⅜ - 19	.281	2.87	1.56	22	22
790H-08V08	FP418	½	½ - 14	.391	3.23	1.67	22	27

Couplings are manufactured from plated steel

Metric Female Swivel 60° Male Cone L Series

SPECIFICATIONS

PRODUCT I.D.		HOSE I.D. (IN.)	DASH SIZE (IN.)	THREAD SIZE (MM)	BORE I.D. (IN.)	"A" OVERALL LENGTH (IN.)	"B" CUT-OFF (IN.)	HEX	
COUPLING	PUSHER 4599-							"C" (MM)	"D" (MM)
7903-03LL1-2	FP502	3/16	–	12X1.5	.109	2.24	1.379	14	17
7903-04LL1-4	FP502	1/4	–	14X1.5	.156	2.40	1.351	17	17
7903-05LL1-6	FP503	5/16	–	16X1.5	.219	2.53	1.343	17	22
7903-06LL1-8	FP504	3/8	–	18X1.5	.281	2.72	1.406	19	22
7903-08LL2-2	FP505	1/2	–	22X1.5	.391	3.07	1.514	22	27

Couplings are manufactured from plated steel

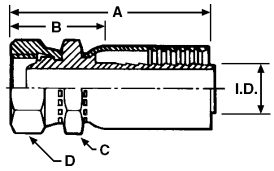

Metric Stand Pipe N Series

SPECIFICATIONS

PRODUCT I.D.		HOSE I.D. (IN.)	TUBE O.D. (MM)	BORE I.D. (IN.)	"A" OVERALL LENGTH (IN.)	"B" CUT-OFF (IN.)	"C" HEX (MM)
COUPLING	PUSHER 4599-						
7903-03N06	MP501	3/16	6	.109	2.29	1.434	14
7903-04N08	MP501	1/4	8	.156	2.56	1.483	14
7903-05N10	MP502	5/16	10	.219	2.78	1.596	17
7903-05N12	MP503	5/16	12	.219	2.82	1.635	17
7903-06N12	MP503	3/8	12	.281	3.01	1.698	17
7903-08N15	MP504	1/2	15	.391	3.36	1.797	22

Couplings are manufactured from plated steel

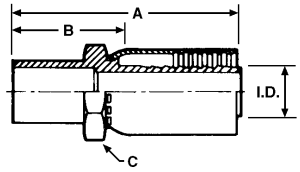

Adapters

ITEM	PAGE #
Adapter End Style Nomenclature	135
Rigid Pipe Adapters	
Male Plug	136
Male Pipe to Female Pipe Pipe Hex Bushing	136
Allen Head Plug	136
Square Plug Hex Head	136
Female Pipe to Female Pipe Coupler or Union	136
Male Pipe to Male Pipe Hex Nipple	136
Male Pipe to Male Pipe 90° Elbow	136
Male Pipe to Female Pipe Reducer	137
Male Pipe to Female Pipe 45° Street Elbow	137
Male Pipe to Female Pipe 90° Street Elbow	137
Female Pipe to Female Pipe 90° Elbow	137
Male Pipe to Female Pipe to Male Pipe Run Tee	137
Male Pipe to Female Pipe to Female Pipe Run Tee	137
Female Pipe on Run Male Pipe Branch Tee	138
Female Pipe Tee	138
Female Pipe Cross	138
Female Pipe Cap	138
Swivel Pipe Adapters	
Male Pipe to Swivel Female	139
Male Pipe to Swivel Female 45° Elbow	139
Male Pipe to Swivel Female 90° Elbow	139
Male Pipe to Swivel Female Restricted Orifice	139
Female Pipe to Swivel Female Coupler	139
Female Pipe to Swivel Female 45° Coupler Elbow	140
Female Pipe to Swivel Female 90° Coupler Elbow	140
Swivel Female Tee	140
Swivel Female to Female Pipe Tee	140
Swivel Female to Male Pipe Tee	140
JIC Adapters	
Male JIC 37° Flare Plug	141
Female JIC 37° Flare Cap	141
Swivel Female JIC 37° Flare Nut	141
Swivel Female JIC 37° Flare Sleeve	141
Bulkhead Nut	141
Male JIC 37° Flare to Male Pipe Straight	141
Male JIC 37° Flare to Male Pipe 45° Elbow	142
Male JIC 37° Flare to Male O-Ring Boss SAE	142
Male JIC 37° Flare to Male O-Ring Boss SAE 90°	143
Male JIC 37° Flare to Male Pipe 90° Elbow	143
Male JIC 37° Flare to Male Pipe Long	143
Male JIC 37° Flare to Male Pipe Extra Long	143
Male JIC 37° Flare to Female Pipe Straight	143
Male JIC 37° Flare to Female Pipe 90° Elbow	144
Swivel Female JIC 37° Flare to Male Pipe Straight	144
Female Pipe to Swivel Female JIC 37° Flare Coupler	144
Swivel Female JIC 37° Flare to Male Pipe 90°	144
Male JIC 37° Flare to Male JIC 37° Flare to Female Pipe Straight Tee	144
Male JIC 37° Flare to Male Pipe to Male JIC 37° Flare Tee	144
Male JIC 37° Flare Tee	145

*** For Thread Identification see pages 485-500**

Adapters Table of Contents (Continued)

ITEM	PAGE #
Male JIC 37° Flare to Male JIC 37° Flare to Male Pipe Straight Tee	145
Male JIC 37° Flare to Male JIC 37° Flare	145
Male JIC 37° Flare to Male JIC 37° Flare 90°	145
Male JIC 37° Flare Cross	145
Male JIC 37° Flare Bulkhead Union	145
Male JIC 37° Flare to Female Pipe Bulkhead Straight	145
Male JIC 37° Flare Bulkhead 45°	146
Male JIC 37° Flare Bulkhead 90°	146
Male JIC 37° Flare to Bulkhead Straight Tee	146
Male JIC 37° Flare to Swivel Female JIC 37° Flare 45° Elbow	146
Male JIC 37° Flare to Swivel Female JIC 37° Flare 90° Elbow	146
Male JIC 37° Flare to Swivel Female JIC 37° Flare to Male JIC 37° Flare Swivel Run Tee	146
Male JIC 37° Flare to Male JIC 37° Flare to Swivel Female JIC 37° Flare Swivel Branch Tee	147
Female JIC 37° Flare to Male JIC 37° Flare	147
Male JIC 37° Flare to O-Ring Flange Code 61	147
Male JIC 37° Flare to O-Ring Flange 45° Code 61	147
Male JIC 37° Flare to O-Ring Flange 90° Code 61	147
Flange to Female Pipe Straight Code 61	147
Flange Half Set Code 61 SAE J518	148
Code 62 SAE J518	148
Flange O-Ring	148
Male JIC O-Ring Adapters	
Male Boss O-Ring Plug	149
Male Boss O-Ring to Female Pipe - 90°	149
Female Boss O-Ring to Female Boss O-Ring	149
Male Boss O-Ring to Swivel Female	149
Male Boss O-Ring to Swivel Female - 45°	149
Male “Bump Tube” Female Pipe Solid	149
Male Boss O-Ring to Swivel Female - 90°	150
Male JIC 37° Flare to Male O-Ring Boss 45° Elbow SAE	150
Male JIC 37° Flare to Male O-Ring Boss 90° Elbow SAE	150
Male JIC 37° Flare to Male O-Ring Boss to Male JIC 37° Flare Tee	150
Male JIC 37° Flare to Male JIC 37° Flare to Male O-Ring Boss SAE Tee	151
Male Boss O-Ring to Male Pipe Straight	151
Male Boss O-Ring to Male Pipe 90°	151
Male Boss O-Ring to Female Boss O-Ring	151
Male Boss O-Ring to Female Boss O-Ring - 90°	151
Male Boss O-Ring to Female Pipe Straight	151
Female Boss O-Ring to Male Pipe Straight	152
Female Pipe to Female O-Ring Boss	152
Boss O-Ring	152
Male SAE Adapters	
Male SAE 45° Flare to Swivel Female SAE 45° Flare 45°	153
Male SAE 45° Flare to Swivel Female SAE 45° Flare 90°	153
Male JIC 37° Flare to Male Inverted	153
Male “Bump Tube” Male 37° Flare Solid	153
Male SAE to Male SAE Inverted Flare	153
Flareless Adapters	
Diesel Nut American Standard Thread	154
Flareless Sleeve	154
Flareless Nut	154
Flareless Sleeve	154
Flareless Male Connector	154
Flareless 45° Male Elbow	154
Flareless 90° Male Elbow	154
Flareless Female Connector	155

Adapters Table of Contents (Continued)

ITEM	PAGE #
Flareless Union	155
Flat Face Adapters	
Male FF O-Ring Plug	155
Male FF O-Ring to Male FF O-Ring	155
Male FF O-Ring to Male FF O-Ring - 90°	155
Male FF O-Ring to Male Pipe	155
Male FF O-Ring to Male Pipe 90°	156
Male FF O-Ring Cross	156
Male FF O-Ring Tee	156
Male FF O-Ring to Male FF O-Ring to Male Boss	156
Male FF O-Ring to Male Boss to Male FF O-Ring	156
Male FF O-Ring to Male Boss	156
Male FF O-Ring to Male Boss Extra Long	156
Male FF O-Ring to Male Boss 45°	157
Male FF O-Ring to Male Boss 90°	157
Male FF O-Ring to Female JIC Swivel	157
Male FF O-Ring to Female FF O-Ring Swivel 90°	157
Male FF O-Ring to Male FF O-Ring to Female FF O-Ring Swivel	157
Male FF O-Ring to Female FF O-Ring Swivel to Male FF O-Ring	157
Male FF O-Ring to Bulkhead Union	157
Male FF O-Ring to Bulkhead 45°	158
Male FF O-Ring to Bulkhead 90°	158
Female FF O-Ring Cap	158
Female FF Nut	158
Female FF O-Ring Swivel to Female FF O-Ring Swivel	158
Female FF O-Ring Swivel to Male Boss 90°	158
Female FF O-Ring Bulkhead Locknut	158
Male JIC to Male FF O-Ring	158
Male JIC to Male FF O-Ring 45°	159
Male JIC to Male FF O-Ring 90°	159
Male JIC to Female FF O-Ring Swivel	159
FF O-Ring	159
High Pressure Hydraulic Continuous Swivel Joints	
"S" Series / In-Line Swivel Joint	160
"9S" Series / 90° Swivel Joint	160
"9SS" Series / Dual Plane Swivel Joint	160
"18S" Series / 180° Swivel Joint	160
Fluid Conducting Swivels	
S Series/In-Line 3,000 psi/Full Flow	
Male JIC to Female Pipe	161
Male JIC to Male Pipe	161
Male JIC to Solid Female JIC	161
Female Pipe to Male Pipe	161
Female Pipe to Female Pipe	161
9S Series / 90° 3,000 psi / Pressure Balanced	
Female Pipe Swivel Union to Male Pipe	161
Male Pipe to Male Pipe	161
Male JIC to Male JIC	162
Male JIC to Female Pipe	162
Male JIC to Male O-Ring	162
Male JIC to Male Pipe	162
Female Pipe Swivel Union to Female Pipe	162
Female Pipe Swivel Union to O-Ring	162
Male Pipe to Female Pipe	162
Male Pipe to O-Ring	162
Female Pipe to Male Pipe	163

Adapters Table of Contents (Continued)

ITEM	PAGE #
Female Pipe to Female Pipe	163
Female Pipe to O-Ring	163
Male Pipe to Male JIC	163
9SS Series / 90° 3,000 psi / Dual Plane	
Male JIC to Male O-Ring	163
S-Series	163
9S-Series	163
Metric Adapters	
British SAE	
Male British Standard Pipe Tapered Thread to Male JIC 37° Flare	164
Male JIC Flare – 90°	164
Male British Standard Pipe Parallel to Male Pipe NPTF	164
Male British Standard Pipe Parallel to Male JIC 37° Flare	164
Male British Standard Pipe Parallel to Female Pipe NPTF	164
Male British Standard Pipe Parallel with O-Ring to Male JIC 37° Flare	164
Metric Conversion Adatpers	
Male Metric with O-Ring to Female Pipe NPTF	165
Male Metric with O-Ring to Male JIC 37° Flare	165
Male Metric with O-Ring to Male JIC 37° Flare – 90°	165
Male DIN 24° Cone – Light Series to Male JIC 37° Flare	165
Female DIN 24° Cone Swivel – Light Series to Male JIC 37° Flare	165
International to International	
Female British Standard Pipe Parallel Cap	166
Male British Standard Pipe Tapered Thread Plug	166
Male British Standard Pipe Parallel Plug	166
Bonded Seal for British Thread	166
Bonded Seal for Metric Thread	166
Male DIN 24° Cone – Light Series Plug	166
Female DIN 24° Cone – Light Series Cap	166
Japanese Conversion	
Female Japanese Industrial Standard Cup	167
Male Japanese Industrial Standard Plug	167
Female Komatsu Cup	167
Male Komatsu Plug	167
Male Komatsu to Male Komatsu	167
Male Komatsu to Male JIC 37° Flare	167
O-Rings	
Boss O-Ring	168
Flange O-Ring	168
Green Viton 75 Duro O-Rings	168
Flat Face O-Rings	168
British Seal O-Rings	168
O-Ring Kit	169
O-Ring Kit	170
O-Ring Kit Metric	170
Standard Splicing Kit	171
Flat Face O-Ring Kit	171
Caterpillar D-Ring Kit	171

INDEX

ADAPTER INDEX CHART

SECTION TITLES & PAGE NUMBERS	ADAPTER PREVIEW
Rigid Pipe 136	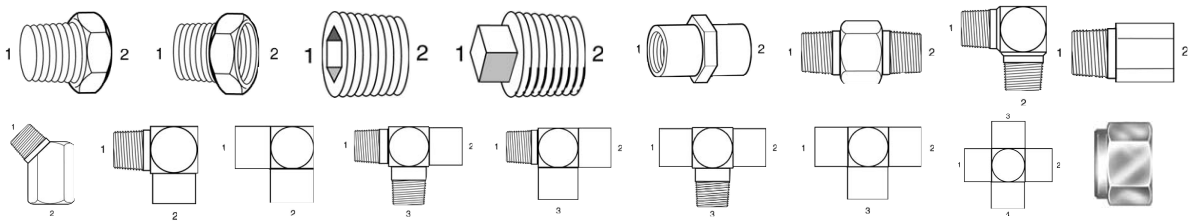
Swivel Pipe 139	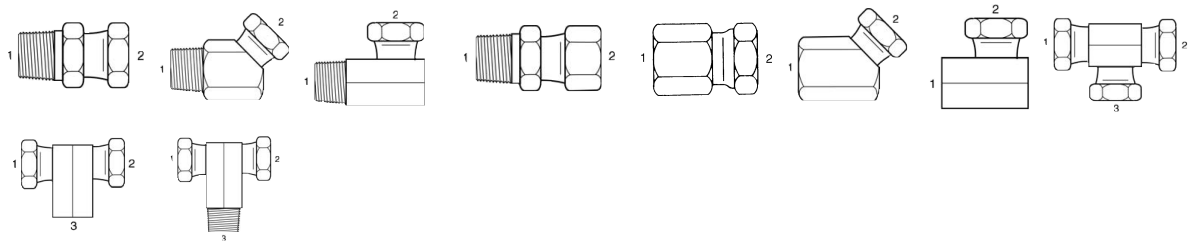
JIC 141	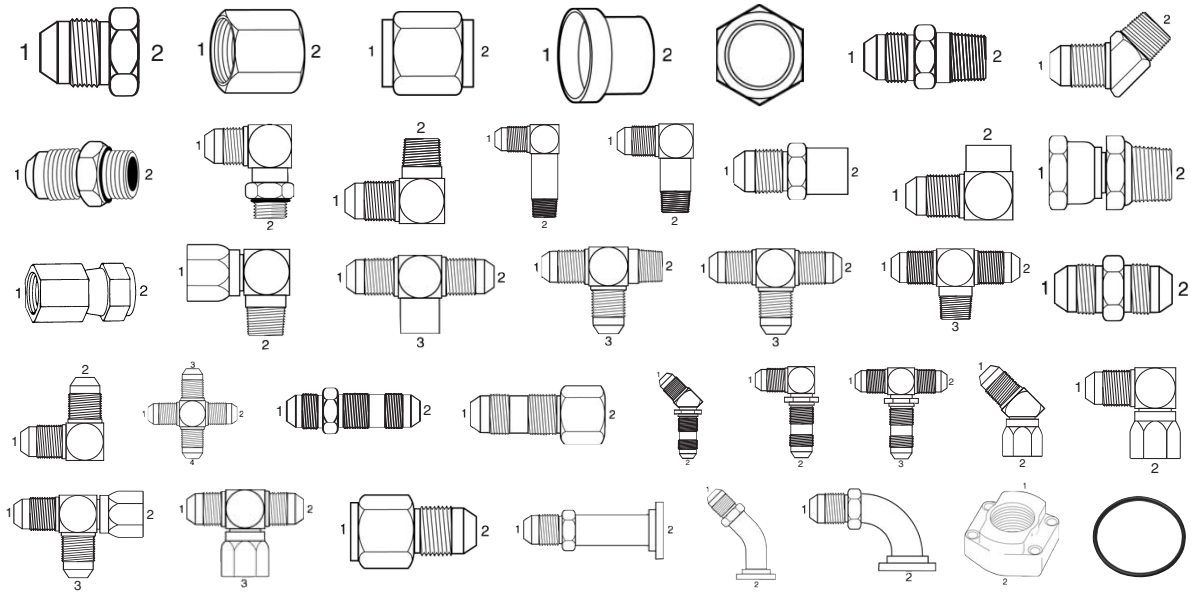
JIC O-Ring 149	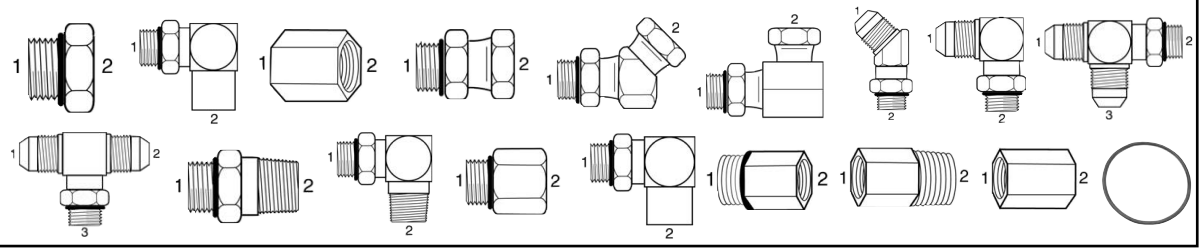

INDEX

ADAPTER INDEX CHART

SECTION TITLES & PAGE NUMBERS	ADAPTER PREVIEW
Male SAE 153	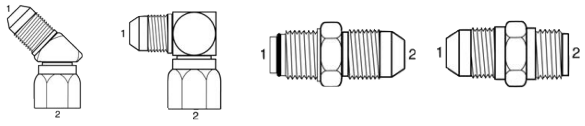
Flareless 154	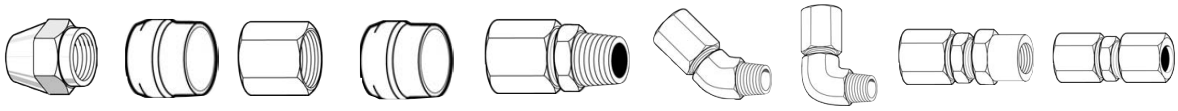
Flat Face 155	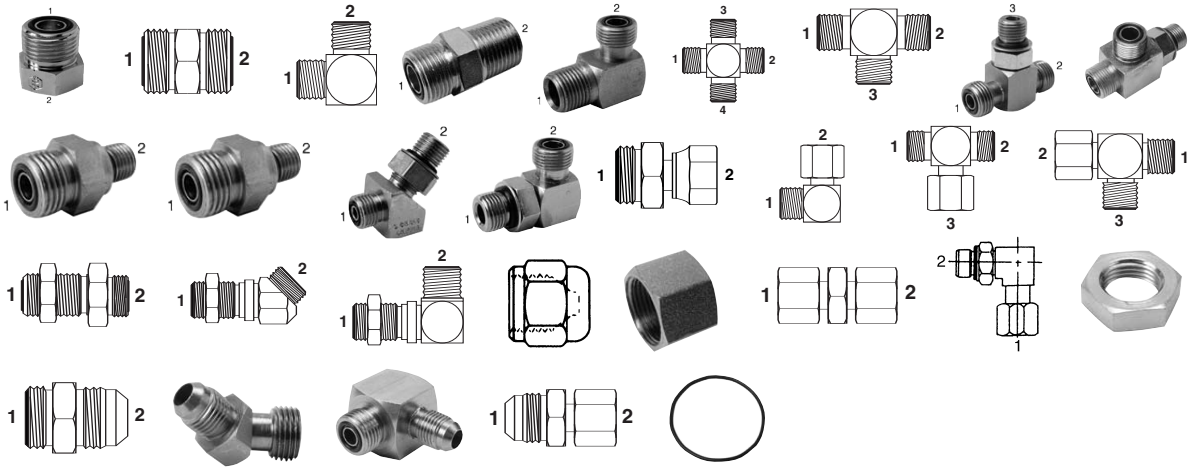
Metric 164	

ADAPTER END STYLE NOMENCLATURE

By combining end-style codes shown below it makes the thread end identification easy.



Example:

6 MP - 4 FPX 90

- 6 → ⅜" Size Dash #
- MP → Male Pipe Thread Configuration
- - → (by) the other side
- 4 → ¼" Size Dash #
- FPX → Female Pipe Swivel Thread Configuration
- 90 → 90º shape

CODE	THREAD CONFIGURATION
AL	Allen Head
B	Oring Boss
BLKHD	Bulk Head
BT	Bump Tube
BUSH	Hex Bushing
CAP	Cap - female
CROSS	4 sides are the same
F	Female
FF	Flat Face
FL	Flange - Code 61
FLH	Flange - Code 62
FLK	Flange - Komatsu
I	Inverted Flare
J	JIC thread
L	Long
LL	Extra Long
M	Male
NUT	Nut
OR	Oring
P	Pipe thread NPTF or NPSM
PLUG	Plug - male
R	Restricted Orifice
S	SAE thread
SQ	Square shape - hex head
TEE	3 sides - not always the same
UN	Union
X	Swivel
45	45 degree shape
90	90 degree shape

SIZE DASH #	HOSE ID (IN.)
-2	⅛
-3	3⁄16
-4	¼
-5	5⁄16
-6	⅜
-8	½
-10	⅝
-12	¾
-14	⅞
-16	1
-20	1 ¼
-24	1 ½
-32	2
-40	2 ½
-48	3
-56	3 ½
-60	4

Male Plug

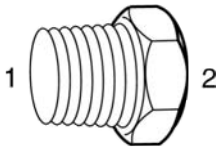

SPECIFICATIONS

	1	2
2MP-PLUG	⅛ - 27	PLUG
4MP-PLUG	¼ - 18	"
6MP-PLUG	⅜ - 18	"
8MP-PLUG	½ - 14	"
12MP-PLUG	¾ - 14	"
16MP-PLUG	1 - 11 ½	"
20MP-PLUG	1 ¼ - 11 ½	"
24MP-PLUG	1 ½ - 11 ½	"
32MP-PLUG	2 - 11 ½	"

Male Pipe to Female Pipe Pipe Hex Bushing

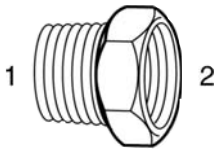

SPECIFICATIONS

	1	2
4MP-2FP-BUSH	¼ - 18	⅛ - 27
6MP-2FP-BUSH	⅜ - 18	⅛ - 27
6MP-4FP-BUSH	⅜ - 18	¼ - 18
8MP-4FP-BUSH	½ - 14	¼ - 18
8MP-6FP-BUSH	½ - 14	⅜ - 18
12MP-4FP-BUSH	¾ - 14	¼ - 18
12MP-6FP-BUSH	¾ - 14	⅜ - 18
12MP-8FP-BUSH	¾ - 14	½ - 14
16MP-8FP-BUSH	1 - 11 ½	½ - 14
16MP-12FP-BUSH	1 - 11 ½	¾ - 14
20MP-8FP-BUSH	1 ¼ - 11 ½	½ - 14
20MP-12FP-BUSH	1 ¼ - 11 ½	¾ - 14
20MP-16FP-BUSH	1 ¼ - 11 ½	1 - 11 ½
24MP-12FP-BUSH	1 ½ - 11 ½	¾ - 14
24MP-16FP-BUSH	1 ½ - 11 ½	1 - 11 ½
24MP-20FP-BUSH	1 ½ - 11 ½	1 ¼ - 11 ½
32MP-20FP-BUSH	2 - 11 ½	1 ¼ - 11 ½
32MP-24FP-BUSH	2 - 11 ½	1 ½ - 11 ½

Allen Head Plug

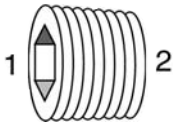

SPECIFICATIONS

	1	2
1AL-PLUG	5⁄32	1⁄16 - 27
2AL-PLUG	3⁄16	⅛ - 27
4AL-PLUG	¼	¼ - 18
6AL-PLUG	5⁄16	9⁄16 - 18
8AL-PLUG	⅜	½ - 14
12AL-PLUG	9⁄16	¾ - 14

Square Plug

HEX HEAD

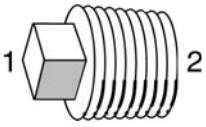

SPECIFICATIONS

	1	2
2SQ-PLUG	48	9⁄32
4SQ-PLUG	¼	⅜
6SQ-PLUG	⅜	7⁄16
8SQ-PLUG	½	9⁄16
12SQ-PLUG	¾	⅝
16SQ-PLUG	1	13⁄16

Female Pipe to Female Pipe

COUPLER OR UNION

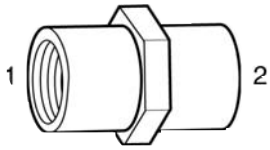

SPECIFICATIONS

	1	2
2FP-2FP	⅛ - 27	⅛ - 27
4FP-2FP	¼ - 18	⅛ - 27
4FP-4FP	¼ - 18	¼ - 18
6FP-4FP	⅜ - 18	¼ - 18
6FP-6FP	⅜ - 18	⅜ - 18
8FP-4FP	½ - 14	¼ - 18
8FP-6FP	½ - 14	⅜ - 18
8FP-8FP	½ - 14	½ - 14
12FP-8FP	¾ - 14	½ - 14
12FP-12FP	¾ - 14	¾ - 14
16FP-12FP	1 - 11 ½	¾ - 14
16FP-16FP	1 - 11 ½	1 - 11 ½
20FP-20FP	1 ¼ - 11 ½	1 ¼ - 11 ½
24FP-24FP	1 ½ - 11 ½	1 ½ - 11 ½
32FP-32FP	2 - 11 ½	2 - 11 ½

Male Pipe to Male Pipe

HEX NIPPLE

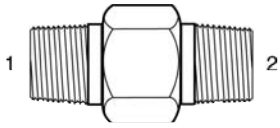

SPECIFICATIONS

	1	2
2MP-2MP	⅛ - 27	⅛ - 27
4MP-2MP	¼ - 18	⅛ - 27
4MP-4MP	¼ - 18	¼ - 18
6MP-2MP	⅜ - 18	⅛ - 27
6MP-4MP	⅜ - 18	¼ - 18
6MP-6MP	⅜ - 18	⅜ - 18
8MP-4MP	½ - 14	¼ - 18
8MP-6MP	½ - 14	⅜ - 18
8MP-8MP	½ - 14	½ - 14
12MP- 8MP	¾ - 14	½ - 14
12MP-12MP	¾ - 14	¾ - 14
16MP-12MP	1 - 11 ½	¾ - 14
16MP-16MP	1 - 11 ½	1 - 11 ½
20MP-20MP	1 ¼ - 11 ½	1 ¼ - 11 ½
24MP-24MP	1 ½ - 11 ½	1 ½ - 11 ½
32MP-32MP	2 - 11 ½	2 - 11 ½

Male Pipe to Male Pipe

90° ELBOW

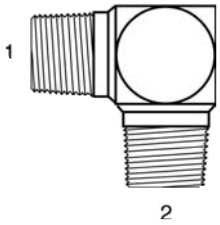

SPECIFICATIONS

	1	2
2MP-2MP90	⅛ - 27	⅛ - 27
4MP-4MP90	¼ - 18	¼ - 18
6MP-4MP90	⅜ - 18	¼ - 18
6MP-6MP90	⅜ - 18	⅜ - 18
8MP-6MP90	½ - 14	⅜ - 18
8MP-8MP90	½ - 14	½ - 14
12MP-8MP90	¾ - 14	½ - 14
12MP-12MP90	¾ - 14	¾ - 14
16MP-12MP90	1 - 11 ½	¾ - 14
16MP-16MP90	1 - 11 ½	1 - 11 ½
20MP-20MP90	1 ¼ - 11 ½	1 ¼ - 11 ½
24MP-24MP90	1 ½ - 11 ½	1 ½ - 11 ½

Male Pipe to Female Pipe
REDUCER

SPECIFICATIONS

	1	2
2MP-4FP	⅛ - 27	¼ - 18
4MP-6FP	¼ - 18	⅜ - 18
6MP-8FP	⅜ - 18	½ - 14
8MP-12FP	½ - 14	¾ - 14
12MP-16FP	¾ - 14	1 - 11 ½
16MP-20FP	1 - 11 ½	1 ¼ - 11 ½
20MP-24FP	1 ¼ - 11 ½	1 ½ - 11 ½
24MP-32FP	1 ½ - 11 ½	2 - 11 ½

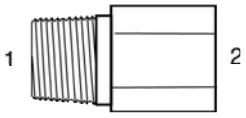

Male Pipe to Female Pipe
45° STREET ELBOW

SPECIFICATIONS

	1	2
2MP-2FP45	⅛ - 27	⅛ - 27
4MP-4FP45	¼ - 18	¼ - 18
6MP-6FP45	⅜ - 18	⅜ - 18
8MP-8FP45	½ - 14	½ - 14
12MP-12FP45	¾ - 14	¾ - 14
16MP-16FP45	1 - 11 ½	1 - 11 ½
20MP-20FP45	1 ¼ - 11 ½	1 ¼ - 11 ½
24MP-24FP45	1 ½ - 11 ½	1 ½ - 11 ½

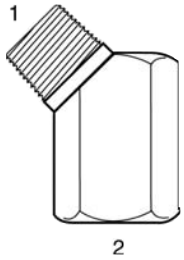

Male Pipe to Female Pipe
90° STREET ELBOW

SPECIFICATIONS

	1	2
2MP-2FP90	⅛ - 27	⅛ - 27
4MP-2FP90	¼ - 18	⅛ - 27
4MP-4FP90	¼ - 18	¼ - 18
4MP-6FP90	¼ - 18	⅜ - 18
6MP-4FP90	⅜ - 18	¼ - 18
6MP-6FP90	⅜ - 18	⅜ - 18
6MP-8FP90	⅜ - 18	½ - 14
8MP-6FP90	½ - 14	⅜ - 18
8MP-8FP90	½ - 14	½ - 14
8MP-12FP90	½ - 14	¾ - 14
12MP-8FP90	¾ - 14	½ - 14
12MP-12FP90	¾ - 14	¾ - 14
16MP-16FP90	1 - 11 ½	1 - 11 ½
20MP-20FP90	1 ¼ - 11 ½	1 ¼ - 11 ½
24MP-24FP90	1 ½ - 11 ½	1 ½ - 11 ½
32MP-32FP90	2 - 11 ½	2 - 11 ½

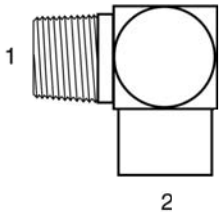

Female Pipe to Female Pipe
90° FEMALE ELBOW

SPECIFICATIONS

	1	2
2FP-2FP90	⅛ - 27	⅛ - 27
4FP-2FP90	¼ - 18	⅛ - 27
4FP-4FP90	¼ - 18	¼ - 18
6FP-4FP90	⅜ - 18	¼ - 18
6FP-6FP90	⅜ - 18	⅜ - 18
8FP-6FP90	½ - 14	⅜ - 18
8FP-8FP90	½ - 14	½ - 14
12FP-8FP90	¾ - 14	½ - 14
12FP-12FP90	¾ - 14	¾ - 14
16FP-16FP90	1 - 11 ½	1 - 11 ½
20FP-20FP90	1 ¼ - 11 ½	1 ¼ - 11 ½
24FP-24FP90	1 ½ - 11 ½	1 ½ - 11 ½
32FP-32FP90	2 - 11 ½	2 - 11 ½

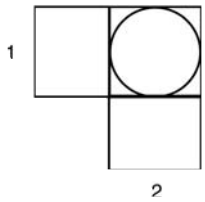

Male Pipe to Female Pipe to Male Pipe
FEMALE RUN TEE

SPECIFICATIONS

	1	2	3
2MP-2FP-2MP	⅛ - 27	⅛ - 27	⅛ - 27
4MP-4FP-4MP	¼ - 18	¼ - 18	¼ - 18
6MP-6FP-6MP	⅜ - 18	⅜ - 18	⅜ - 18
8MP-8FP-8MP	½ - 14	½ - 14	½ - 14
12MP-12FP-12MP	¾ - 14	¾ - 14	¾ - 14
16MP-16FP-16MP	1 - 11 ½	1 - 11 ½	1 - 11 ½
20MP-20FP-20MP	1 ¼ - 11 ½	1 ¼ - 11 ½	1 ¼ - 11 ½
24MP-24FP-24MP	1 ½ - 11 ½	1 ½ - 11 ½	1 ½ - 11 ½

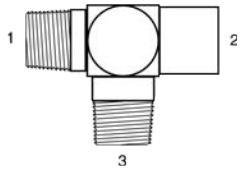

Male Pipe to Female Pipe to Female Pipe
RUN TEE

SPECIFICATIONS

	1	2	3
2MP-2FP-2FP	⅛ - 27	⅛ - 27	⅛ - 27
4MP-4FP-4FP	¼ - 18	¼ - 18	¼ - 18
6MP-6FP-6FP	⅜ - 18	⅜ - 18	⅜ - 18
8MP-8FP-8FP	½ - 14	½ - 14	½ - 14
12MP-12FP-12FP	¾ - 14	¾ - 14	¾ - 14
16MP-16FP-16FP	1 - 11 ½	1 - 11 ½	1 - 11 ½
20MP-20FP-20FP	1 ¼ - 11 ½	1 ¼ - 11 ½	1 ¼ - 11 ½
24MP-24FP-24FP	1 ½ - 11 ½	1 ½ - 11 ½	1 ½ - 11 ½
32MP-32FP-32FP	2 - 11 ½	2 - 11 ½	2 - 11 ½

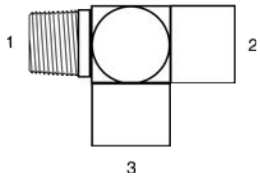

Female Pipe on Run Male Pipe Branch Tee

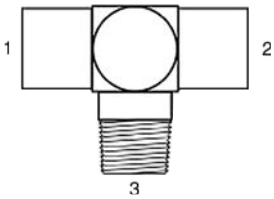

SPECIFICATIONS

	1	2	3
2FP-2FP-2MP	⅛ - 27		
4FP-4FP-4MP	¼ - 18		
6FP-6FP-6MP	⅜ - 18		
8FP-8FP-8MP	½ - 14		
12FP-12FP-12MP	¾ - 14		
16FP-16FP-16MP	1 - 11 ½		
20FP-20FP-20MP	1 ¼ - 11 ½		
24FP-24FP-24MP	1 ½ - 11 ½		

Female Pipe Cross

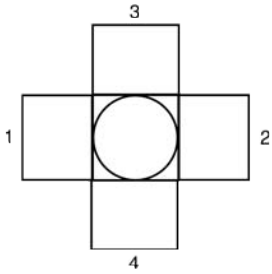

SPECIFICATIONS

	1	2	3	4
2FP-CROSS	⅛ - 27			
4FP-CROSS	¼ - 18			
6FP-CROSS	⅜ - 18			
8FP-CROSS	½ - 14			
12FP-CROSS	¾ - 14			
16FP-CROSS	1 - 11 ½			
20FP-CROSS	1 ¼ - 11 ½			
24FP-CROSS	1 ½ - 11 ½			
32FP-CROSS	2 - 11 ½			

Female Pipe Tee

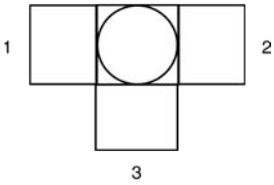

SPECIFICATIONS

	1	2	3
2FP-TEE	⅛ - 27		
4FP-TEE	¼ - 18		
6FP-TEE	⅜ - 18		
8FP-TEE	½ - 14		
12FP-TEE	¾ - 14		
16FP-TEE	1 - 11 ½		
20FP-TEE	1 ¼ - 11 ½		
24FP-TEE	1 ½ - 11 ½		
32FP-TEE	2 - 11 ½		

Female Pipe Cap

SPECIFICATIONS

	THREAD SIZE
2FP-CAP	⅛ - 27
4FP-CAP	¼ - 18
6FP-CAP	⅜ - 18
8FP-CAP	½ - 14
12FP-CAP	¾ - 14
16FP-CAP	1 - 11 ½

Male Pipe to Swivel Female

SPECIFICATIONS

	1	2
2MP-2FPX	⅛ - 27	⅛ - 27
2MP-4FPX	⅛ - 27	¼ - 18
4MP-2FPX	¼ - 18	⅛ - 27
4MP-4FPX	¼ - 18	¼ - 18
4MP-6FPX	¼ - 18	⅜ - 18
6MP-4FPX	⅜ - 18	¼ - 18
6MP-6FPX	⅜ - 18	⅜ - 18
6MP-8FPX	⅜ - 18	½ - 14
8MP-4FPX	½ - 14	¼ - 18
8MP-6FPX	½ - 14	⅜ - 18
8MP-8FPX	½ - 14	½ - 14
8MP-12FPX	½ - 14	¾ - 14
12MP-8FPX	¾ - 14	½ - 14
12MP-12FPX	¾ - 14	¾ - 14
12MP-16FPX	¾ - 14	1 - 11 ½
16MP-12FPX	1 - 11 ½	¾ - 14
16MP-16FPX	1 - 11 ½	1 - 11 ½
16MP-20FPX	1 - 11 ½	1 ¼ - 11 ½
20MP-20FPX	1 ¼ - 11 ½	1 ¼ - 11 ½
20MP-24FPX	1 ¼ - 11 ½	1 ½ - 11 ½
24MP-20FPX	1 ½ - 11 ½	1 ¼ - 11 ½
24MP-24FPX	1 ½ - 11 ½	1 ½ - 11 ½
32MP-32FPX	2 - 11 ½	2 - 11 ½

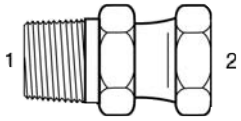

Male Pipe to Swivel Female 90° ELBOW

SPECIFICATIONS

	1	2
2MP-2FPX90	⅛ - 27	⅛ - 27
2MP-4FPX90	⅛ - 27	¼ - 18
4MP-2FPX90	¼ - 18	⅛ - 27
4MP-4FPX90	¼ - 18	¼ - 18
4MP-6FPX90	¼ - 18	⅜ - 18
6MP-4FPX90	⅜ - 18	¼ - 18
6MP-6FPX90	⅜ - 18	⅜ - 18
6MP-8FPX90	⅜ - 18	½ - 14
8MP-4FPX90	½ - 14	¼ - 18
8MP-6FPX90	½ - 14	⅜ - 18
8MP-8FPX90	½ - 14	½ - 14
8MP-12FPX90	½ - 14	¾ - 14
12MP-6FPX90	¾ - 14	⅜ - 18
12MP-8FPX90	¾ - 14	½ - 14
12MP-12FPX90	¾ - 14	¾ - 14
12MP-16FPX90	¾ - 14	1 - 11 ½
16 MP-8FPX90	1 - 11 ½	½ - 14
16MP-12FPX90	1 - 11 ½	¾ - 14
16MP-16FPX90	1 - 11 ½	1 - 11 ½
16MP-20FPX90	1 - 11 ½	1 ¼ - 11 ½
20MP-16FPX90	1 ¼ - 11 ½	1 - 11 ½
20MP-20FPX90	1 ¼ - 11 ½	1 ¼ - 11 ½
24MP-20FPX90	1 ½ - 11 ½	1 ¼ - 11 ½
24MP-24FPX90	1 ½ - 11 ½	1 ½ - 11 ½
32MP-32FPX90	2 - 11 ½	2 - 11 ½

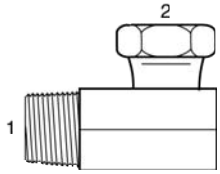

Male Pipe to Swivel Female 45° ELBOW

SPECIFICATIONS

	1	2
2MP-2FPX45	⅛ - 27	⅛ - 27
2MP-4FPX45	⅛ - 27	¼ - 18
4MP-4FPX45	¼ - 18	¼ - 18
4MP-6FPX45	¼ - 18	⅜ - 18
6MP-4FPX45	⅜ - 18	¼ - 18
6MP-6FPX45	⅜ - 18	⅜ - 18
6MP-8FPX45	⅜ - 18	½ - 14
8MP-4FPX45	½ - 14	¼ - 18
8MP-6FPX45	½ - 14	⅜ - 18
8MP-8FPX45	½ - 14	½ - 14
12MP-8FPX45	¾ - 14	½ - 14
12MP-12FPX45	¾ - 14	¾ - 14
12MP-16FPX45	¾ - 14	1 - 11 ½
16MP-12FPX45	1 - 11 ½	¾ - 14
16MP-16FPX45	1 - 11 ½	1 - 11 ½
20MP-16FPX45	1 ¼ - 11 ½	1 - 11 ½
20MP-20FPX45	1 ¼ - 11 ½	1 ¼ - 11 ½
24MP-24FPX45	1 ½ - 11 ½	1 ½ - 11 ½
32MP-32FPX45	2 - 11 ½	2 - 11 ½

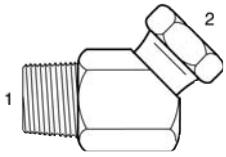

Male Pipe to Swivel Female RESTRICTED ORIFICE

SPECIFICATIONS

	1	2
4MP-4FPXR*	¼ - 18	¼ - 18
6MP-6FPXR*	⅜ - 18	⅜ - 18
8MP-6FPXR*	½ - 14	⅜ - 18
8MP-8FPXR*	½ - 14	½ - 14

* 1/32 restricted orifice

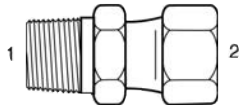

Female Pipe to Swivel Female Coupler

SPECIFICATIONS

	1	2
2FP-2FPX	⅛ - 27	⅛ - 27
4FP-4FPX	¼ - 18	¼ - 18
4FP-6FPX	¼ - 18	⅜ - 18
6FP-4FPX	⅜ - 18	¼ - 18
6FP-6FPX	⅜ - 18	⅜ - 18
6FP-8FPX	⅜ - 18	½ - 14
8FP-6FPX	½ - 14	⅜ - 18
8FP-8FPX	½ - 14	½ - 14
12FP-12FPX	¾ - 14	¾ - 14
16FP-12FPX	1 - 11 ½	¾ - 14
16FP-16FPX	1 - 11 ½	1 - 11 ½
20FP-20FPX	1 ¼ - 11 ½	1 ¼ - 11 ½
24FP-24FPX	1 ½ - 11 ½	1 ½ - 11 ½
32FP-32FPX	2 - 11 ½	2 - 11 ½

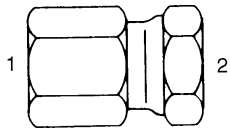

Female Pipe to Swivel Female

45° Coupler Elbow

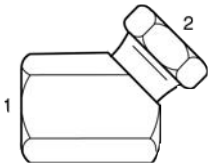

SPECIFICATIONS

	1	2
4FP-4FPX45	¼ - 18	¼ - 18
6FP-4FPX45	⅜ - 18	¼ - 18
6FP-6FPX45	⅜ - 18	⅜ - 18
8FP-6FPX45	½ - 14	⅜ - 18
8FP-8FPX45	½ - 14	½ - 14
12FP-12FPX45	¾ - 14	¾ - 14
16FP-12FPX45	1 - 11 ½	¾ - 14
16FP-16FPX45	1 - 11 ½	1 - 11 ½
20FP-20FPX45	1 ¼ - 11 ½	1 ¼ - 11 ½
24FP-24FPX45	1 ½ - 11 ½	1 ½ - 11 ½

Female Pipe to Swivel Female

90° Coupler Elbow

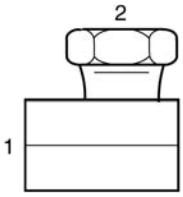

SPECIFICATIONS

	1	2
2FP-2FPX90	⅛ - 27	⅛ - 27
4FP-2FPX90	¼ - 18	⅛ - 27
4FP-4FPX90	¼ - 18	¼ - 18
4FP-6FPX90	¼ - 18	⅜ - 18
6FP-4FPX90	⅜ - 18	¼ - 18
6FP-6FPX90	⅜ - 18	⅜ - 18
6FP-8FPX90	⅜ - 18	½ - 14
8FP-4FPX90	½ - 14	¼ - 18
8FP-6FPX90	½ - 14	⅜ - 18
8FP-8FPX90	½ - 14	½ - 14
8FP-12FPX90	½ - 14	¾ - 14
12FP-8FPX90	¾ - 14	½ - 14
12FP-12FPX90	¾ - 14	¾ - 14
12FP-16FPX90	¾ - 14	1 - 11 ½
16FP-12FPX90	1 - 11 ½	¾ - 14
16FP-16FPX90	1 - 11 ½	1 - 11 ½
20FP-20FPX90	1 ¼ - 11 ½	1 ¼ - 11 ½
24FP-24FPX90	1 ½ - 11 ½	1 ½ - 11 ½
32FP-32FPX90	2 - 11 ½	2 - 11 ½

Swivel Female Tee

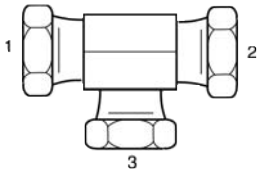

SPECIFICATIONS

	1	2
2FPX-TEE	⅛ - 27	
4FPX-TEE	¼ - 18	
6FPX-TEE	⅜ - 18	
8FPX-TEE	½ - 14	
12FPX-TEE	¾ - 14	
16FPX-TEE	1 - 11 ½	
20FPX-TEE	1 ¼ - 11 ½	

Swivel Female to Female Pipe Tee

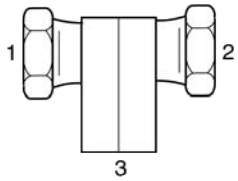

SPECIFICATIONS

	1	2	3
2FPX-2FP-TEE	⅛ - 27		
4FPX-4FP-TEE	¼ - 18		
4FPX-6FP-TEE	¼ - 18	¼ - 18	⅜ - 18
6FPX-6FP-TEE	⅜ - 18		
6FPX-8FP-TEE	⅜ - 18	⅜ - 18	½ - 14
8FPX-8FP-TEE	½ - 14		
8FPX-12FP-TEE	½ - 14	½ - 14	¾ - 14
12FPX-12FP-TEE	¾ - 14		
12FPX-16FP-TEE	¾ - 14	¾ - 14	1 - 11 ½
16FPX-16FP-TEE	1 - 11 ½		
20FPX-20FP-TEE	1 ¼ - 11 ½		

Swivel Female to Male Pipe Tee

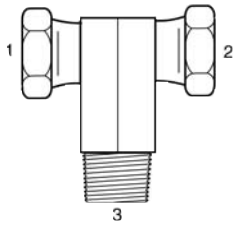

SPECIFICATIONS

	1	2	3
2FPX-2MP-TEE	⅛ - 27		
4FPX-4MP-TEE	¼ - 18		
4FPX-6MP-TEE	¼ - 18	¼ - 18	⅜ - 18
6FPX-6MP-TEE	⅜ - 18		
6FPX-8MP-TEE	⅜ - 18	⅜ - 18	½ - 14
8FPX-8MP-TEE	½ - 14		
8FPX-12MP-TEE	½ - 14	½ - 14	¾ - 14
12FPX-12MP-TEE	¾ - 14		
12FPX-16MP-TEE	¾ - 14	¾ - 14	1 - 11 ½
16FPX-12MP-TEE	1 - 11 ½	1 - 11 ½	¾ - 14
16FPX-16MP-TEE	1 - 11 ½		
20FPX-20MP-TEE	1 ¼ - 11 ½		
24FPX-24MP-TEE	1 ½ - 11 ½		

Male JIC 37° Flare Plug

SPECIFICATIONS

	1	2
4MJ-PLUG	7/16 - 20	
5MJ-PLUG	1/2 - 20	
6MJ-PLUG	9/16 - 18	
8MJ-PLUG	3/4 - 16	
10MJ-PLUG	7/8 - 14	
12MJ-PLUG	1 1/16 - 12	
14MJ-PLUG	1 3/16 - 12	
16MJ-PLUG	1 5/16 - 12	
20MJ-PLUG	1 5/8 - 12	
24MJ-PLUG	1 7/8 - 12	
32MJ-PLUG	2 1/2 - 12	

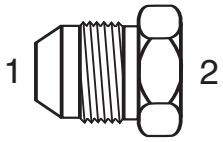

Female JIC 37° Flare Cap

SPECIFICATIONS

	1	2
4FJ-CAP	7/16 - 20	
5FJ-CAP	1/2 - 20	
6FJ-CAP	9/16 - 18	
8FJ-CAP	3/4 - 16	
10FJ-CAP	7/8 - 14	
12FJ-CAP	1 1/16 - 12	
14FJ-CAP	1 3/16 - 12	
16FJ-CAP	1 5/16 - 12	
20FJ-CAP	1 5/8 - 12	
24FJ-CAP	1 7/8 - 12	
32FJ-CAP	2 1/2 - 12	

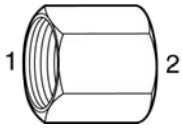

Swivel Female JIC 37° Flare Nut

SPECIFICATIONS

	THREAD I.D.
4FJX-NUT	7/16 - 20
5FJX-NUT	1/2 - 20
6FJX-NUT	9/16 - 18
8FJX-NUT	3/4 - 16
10FJX-NUT	7/8 - 14
12FJX-NUT	1 1/16 - 12
14FJX-NUT	1 3/16 - 12
16FJX-NUT	1 5/16 - 12
20FJX-NUT	1 5/8 - 12
24FJX-NUT	1 7/8 - 12
32FJX-NUT	2 1/2 - 12

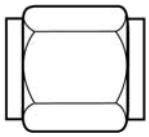

Swivel Female JIC 37° Flare Sleeve

SPECIFICATIONS

	SLEEVE ID
4FJX-SLEEVE	1/4
5FJX-SLEEVE	5/16
6FJX-SLEEVE	3/8
8FJX-SLEEVE	1/2
10FJX-SLEEVE	5/8
12FJX-SLEEVE	3/4
14FJX-SLEEVE	7/8
16FJX-SLEEVE	1
20FJX-SLEEVE	1 1/4
24FJX-SLEEVE	1 1/2
32FJX-SLEEVE	2

Bulkhead Nut

SPECIFICATIONS

	THREAD
4BLKHD-NUT	7/16 - 24
5BLKHD-NUT	1/2 - 20
6BLKHD-NUT	9/16 - 18
8BLKHD-NUT	3/4 - 16
10BLKHD-NUT	7/8 - 14
12BLKHD-NUT	1 1/16 - 12
14BLKHD-NUT	1 3/16 - 12
16BLKHD-NUT	1 5/16 - 12
20BLKHD-NUT	1 5/8 - 12
24BLKHD-NUT	1 7/8 - 12
32BLKHD-NUT	2 1/2 - 12

Male JIC 37° Flare to Male Pipe

STRAIGHT

SPECIFICATIONS

	1	2
4MJ-2MP	7/16 - 20	1/8 - 27
4MJ-4MP	7/16 - 20	1/4 - 18
4MJ- 6MP	7/16 - 20	3/8 - 18
5MJ-2MP	1/2 - 20	1/8 - 27
5MJ-4MP	1/2 - 20	1/4 - 18
5MJ-6MP	1/2 - 20	3/8 - 18
6MJ-2MP	9/16 - 18	1/8 - 27
6MJ-4MP	9/16 - 20	1/4 - 18
6MJ-6MP	9/16 - 20	3/8 - 18
6MJ-8MP	9/16 - 20	1/2 - 14
8MJ-4MP	3/4 - 16	1/4 - 18
8MJ-6MP	3/4 - 16	3/8 - 18
8MJ-8MP	3/4 - 16	1/2 - 14
8MJ-12MP	3/4 - 16	3/4 - 14
10MJ-6MP	7/8 - 14	3/8 - 18
10MJ-8MP	7/8 - 14	1/2 - 14
10MJ-12MP	7/8 - 14	3/4 - 14
12MJ-8MP	1 1/16 - 12	1/2 - 14
12MJ-12MP	1 1/16 - 12	3/4 - 14
12MJ-16MP	1 1/16 - 12	1 - 11 1/2
14MJ-12MP	1 3/16 - 12	3/4 - 14
16MJ-12MP	1 5/16 - 12	3/4 - 14
16MJ-16MP	1 5/16 - 12	1 - 11 1/2
16MJ-20MP	1 5/16 - 12	1 1/4 - 11 1/2
20MJ-16MP	1 5/8 - 12	1 - 11 1/2
20MJ-20MP	1 5/8 - 12	1 1/4 - 11 1/2
24MJ-20MP	1 7/8 - 12	1 1/4 - 11 1/2
24MJ-24MP	1 7/8 - 12	1 1/2 - 11 1/2

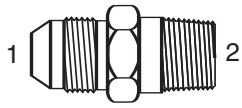

Male JIC 37° Flare to Male Pipe 45° Elbow

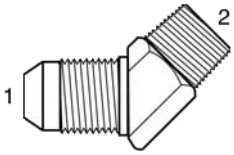

SPECIFICATIONS

	1	2
4MJ-2MP45	7/16 - 20	1/8 - 27
4MJ-4MP45	7/16 - 20	1/4 - 18
5MJ-2MP45	1/2 - 20	1/8 - 27
5MJ-4MP45	1/2 - 20	1/4 - 18
6MJ-2MP45	9/16 - 18	1/8 - 27
6MJ-4MP45	9/16 - 18	1/4 - 18
6MJ-6MP45	9/16 - 18	3/8 - 18
6MJ-8MP45	9/16 - 18	1/2 - 14
8MJ-4MP45	3/4 - 16	1/4 - 18
8MJ-6MP45	3/4 - 16	3/8 - 18
8MJ-8MP45	3/4 - 16	1/2 - 14
8MJ-12MP45	3/4 - 16	3/4 - 14
10MJ-6MP45	7/8 - 14	3/8 - 18
10MJ-8MP45	7/8 - 14	1/2 - 14
10MJ-12MP45	7/8 - 14	3/4 - 14
12MJ-8MP45	1 1/16 - 12	1/2 - 14
12MJ-12MP45	1 1/16 - 12	3/4 - 14
12MJ-16MP45	1 1/16 - 12	1 - 11 1/2
14MJ-12MP45	1 3/16 - 12	3/4 - 14
16MJ-12MP45	1 5/16 - 12	3/4 - 14
16MJ-16MP45	1 5/16 - 12	1 - 11 1/2
20MJ-20MP45	1 5/8 - 12	1 1/4 - 11 1/2
24MJ-24MP45	1 7/8 - 12	1 1/2 - 11 1/2
32MJ-32MP45	2 1/2 - 12	2 - 11 1/2

Male JIC 37° Flare to Male O-Ring Boss SAE

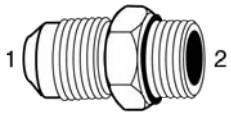

SPECIFICATIONS

	1	2
4MJ-4MB	7/16 - 20	7/16 - 20
4MJ-5MB	7/16 - 20	1/2 - 20
4MJ-6MB	7/16 - 20	9/16 - 18
4MJ-8MB	7/16 - 20	3/4 - 16
5MJ-4MB	1/2 - 20	7/16 - 20
5MJ-5MB	1/2 - 20	1/2 - 20
5MJ-6MB	1/2 - 20	9/16 - 18
6MJ-4MB	9/16 - 18	7/16 - 20
6MJ-5MB	9/16 - 18	1/2 - 20
6MJ-6MB	9/16 - 18	9/16 - 18
6MJ-8MB	9/16 - 18	3/4 - 16
6MJ-10MB	9/16 - 18	7/8 - 14
8MJ-6MB	3/4 - 16	9/16 - 18
8MJ-8MB	3/4 - 16	3/4 - 16
8MJ-10MB	3/4 - 16	7/8 - 14
8MJ-12MB	3/4 - 16	1 1/2 - 12
10MJ-8MB	7/8 - 14	3/4 - 16
10MJ-10MB	7/8 - 14	7/8 - 14
10MJ-12MB	7/8 - 14	1 1/2 - 12
10MJ-16MB	7/8 - 14	1 5/16 - 12
12MJ-8MB	1 1/16 - 12	3/4 - 16
12MJ-10MB	1 1/16 - 12	7/8 - 14
12MJ-12MB	1 1/16 - 12	1 1/2 - 12
12MJ-14MB	1 1/16 - 12	1 3/16 - 12
12MJ-16MB	1 1/16 - 12	1 5/16 - 12
12MJ-20MB	1 1/16 - 12	1 5/8 - 12
14MJ-14MB	1 3/16 - 12	1 3/16 - 12
16MJ-10MB	1 5/16 - 12	7/8 - 14
16MJ-12MB	1 5/16 - 12	1 1/2 - 12
16MJ-16MB	1 5/16 - 12	1 5/16 - 12
16MJ-20MB	1 5/16 - 12	1 5/8 - 12
20MJ-16MB	1 5/8 - 12	1 5/16 - 12
20MJ-20MB	1 5/8 - 12	1 5/8 - 12
20MJ-24MB	1 5/8 - 12	1 7/8 - 12
24MJ-20MB	1 7/8 - 12	1 5/8 - 12
24MJ-24MB	1 7/8 - 12	1 7/8 - 12
24MJ-32MB	1 7/8 - 12	2 1/2 - 12
32MJ-24MB	2 1/2 - 12	1 7/8 - 12
32MJ-32MB	2 1/2 - 12	2 1/2 - 12

Male JIC 37° Flare to Male O-Ring Boss SAE 90°

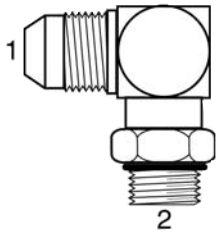

SPECIFICATIONS

	1	2
4MJ-4MB90	7/16 - 20	7/16 - 20
4MJ-6MB90	7/16 - 20	9/16 - 18
6MJ-4MB90	9/16 - 18	7/16 - 20
6MJ-6MB90	9/16 - 18	9/16 - 18
6MJ-8MB90	9/16 - 18	3/4 - 16
6MJ-10MB90	9/16 - 18	7/8 - 14
8MJ-6MB90	3/4 - 16	9/16 - 18
8MJ-8MB90	3/4 - 16	3/4 - 16
8MJ-10MB90	3/4 - 16	7/8 - 14
8MJ-12MB90	3/4 - 16	1 1/16 - 12
10MJ-8MB90	7/8 - 14	3/4 - 16
10MJ-10MB90	7/8 - 14	7/8 - 14
10MJ-12MB90	7/8 - 14	1 1/16 - 12
12MJ-10MB90	1 1/16 - 12	7/8 - 14
12MJ-12MB90	1 1/16 - 12	1 1/16 - 12
12MJ-16MB90	1 1/16 - 12	1 5/16 - 12
16MJ-16MB90	1 5/16 - 12	1 5/16 - 12
16MJ-20MB90	1 5/16 - 12	1 5/8 - 12
20MJ-16MB90	1 5/8 - 12	1 5/16 - 12
20MJ-20MB90	1 5/8 - 12	1 5/8 - 12
24MJ-24MB90	1 7/8 - 12	1 7/8 - 12
32MJ-32MB90	2 1/2 - 12	2 1/2 - 12

Male JIC 37° Flare to Male Pipe 90° Elbow

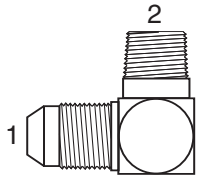

SPECIFICATIONS

	1	2
4MJ-2MP90	7/16 - 20	1/8 - 27
4MJ-4MP90	7/16 - 20	1/4 - 18
4MJ-6MP90	7/16 - 20	3/8 - 18
4MJ-8MP90	7/16 - 20	1/2 - 14
5MJ-2MP90	1/2 - 20	1/8 - 27
5MJ-4MP90	1/2 - 20	1/4 - 18
5MJ-6MP90	1/2 - 20	3/8 - 18
6MJ-2MP90	9/16 - 18	1/8 - 27
6MJ-4MP90	9/16 - 18	1/4 - 18
6MJ-6MP90	9/16 - 18	3/8 - 18
6MJ-8MP90	9/16 - 18	1/2 - 14
8MJ-4MP90	3/4 - 16	1/4 - 18
8MJ-6MP90	3/4 - 16	3/8 - 18
8MJ-8MP90	3/4 - 16	1/2 - 14
8MJ-12MP90	3/4 - 16	3/4 - 14
10MJ-6MP90	7/8 - 14	3/8 - 18
10MJ-8MP90	7/8 - 14	1/2 - 14
10MJ-12MP90	7/8 - 14	3/4 - 14
12MJ-8MP90	1 1/16 - 12	1/2 - 14
12MJ-12MP90	1 1/16 - 12	3/4 - 14
12MJ-16MP90	1 1/16 - 12	1 - 11 1/2
14MJ-12MP90	1 3/16 - 12	3/4 - 14
16MJ-12MP90	1 5/16 - 12	3/4 - 14
16MJ-16MP90	1 5/16 - 12	1 - 11 1/2
16MJ-20MP90	1 5/16 - 12	1 1/4 - 11 1/2
20MJ-16MP90	1 5/8 - 12	1 - 11 1/2
20MJ-20MP90	1 5/8 - 12	1 1/4 - 11 1/2
20MJ-24MP90	1 5/8 - 12	1 1/2 - 11 1/2
24MJ-20MP90	1 7/8 - 12	1 1/4 - 11 1/2
24MJ-24MP90	1 7/8 - 12	1 1/2 - 11 1/2
32 MJ-32MP90	2 1/2 - 12	2 - 11 1/2

Male JIC 37° Flare to Male Pipe Long

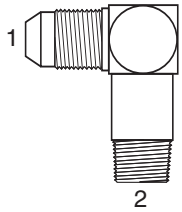

SPECIFICATIONS

	1	2	LENGTH (IN.)
4MJ-2MP90L	7/16 - 20	1/8 - 27	1.17
4MJ-4MP90L	7/16 - 20	1/4 - 18	1.58
5MJ-2MP90L	1/2 - 20	1/8 - 27	1.20
5MJ-4MP90L	1/2 - 20	1/4 - 18	1.55
6MJ-4MP90L	9/16 - 18	1/4 - 18	1.58
6MJ-6MP90L	9/16 - 18	3/8 - 18	1.83
8MJ-6MP90L	3/4 - 16	3/8 - 18	1.83
8MJ-8MP90L	3/4 - 16	1/2 - 14	2.17
8MJ-12MP90L	3/4 - 16	3/4 - 14	2.44
10MJ-8MP90L	7/8 - 14	1/2 - 14	2.17
12MJ-12MP90L	1 1/16 - 12	3/4 - 14	2.44
14MJ-12MP90L	1 3/16 - 12	3/4 - 14	2.50
16MJ-16MP90L	1 5/16 - 12	1 - 11 1/2	3.02
20MJ-20MP90L	1 5/8 - 12	1 1/4 - 11 1/2	3.69
24MJ-24MP90L	1 7/8 - 12	1 1/2 - 11 1/2	4.10

Male JIC 37° Flare to Male Pipe Extra Long

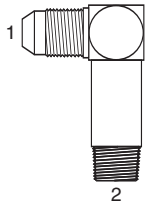

SPECIFICATIONS

	1	2	LENGTH (IN.)
4MJ-2MP90LL	7/16 - 20	1/8 - 27	1.56
4MJ-4MP90LL	7/16 - 20	1/4 - 18	2.09
5MJ-2MP90LL	1/2 - 20	1/8 - 27	1.59
5MJ-4MP90LL	1/2 - 20	1/4 - 18	2.04
6MJ-4MP90LL	9/16 - 18	1/4 - 18	2.07
8MJ-6MP90LL	3/4 - 16	3/8 - 18	2.42
8MJ-8MP90LL	3/4 - 16	1/2 - 14	2.88
10MJ-8MP90LL	7/8 - 14	1/2 - 14	2.87
12MJ-12MP90LL	1 1/16 - 12	3/4 - 14	3.28
14MJ-12MP90LL	1 3/16 - 12	3/4 - 14	3.39
16MJ-16MP90LL	1 5/16 - 12	1 - 11 1/2	4.05
20MJ-20MP90LL	1 5/8 - 12	1 1/4 - 11 1/2	5.00

Male JIC 37° Flare to Female Pipe

STRAIGHT

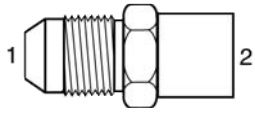

SPECIFICATIONS

	1	2
2MJ-2FP	5/16 - 24	1/8 - 27
4MJ-2FP	7/16 - 20	1/8 - 27
4MJ-4FP	7/16 - 20	1/4 - 18
5MJ-2FP	1/2 - 20	1/8 - 27
5MJ-4FP	1/2 - 20	1/4 - 18
6MJ-4FP	9/16 - 18	1/4 - 18
6MJ-6FP	9/16 - 18	3/8 - 18
8MJ-6FP	3/4 - 16	3/8 - 18
8MJ-8FP	3/4 - 16	1/2 - 14
10MJ-6FP	7/8 - 14	3/8 - 18
10MJ-8FP	7/8 - 14	1/2 - 14
12MJ-12FP	1 1/16 - 12	3/4 - 14
14MJ-12FP	1 3/16 - 12	3/4 - 14
16MJ-16FP	1 5/16 - 12	1 - 11 1/2
20MJ-20FP	1 5/8 - 12	1 1/4 - 11 1/2
24MJ-24FP	1 7/8 - 12	1 1/2 - 11 1/2
32MJ-32FP	2 1/2 - 12	2 - 11 1/2

Male JIC 37° Flare to Female Pipe 90° Elbow

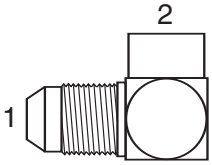

SPECIFICATIONS

	1	2
4MJ-2FP90	7/16 - 20	1/8 - 27
4MJ-4FP90	7/16 - 20	1/4 - 18
5MJ-2FP90	1/2 - 20	1/8 - 27
5MJ-4FP90	1/2 - 20	1/4 - 18
6MJ-4FP90	9/16 - 18	1/4 - 18
6MJ-6FP90	9/16 - 18	3/8 - 18
8MJ-6FP90	3/4 - 16	3/8 - 18
8MJ-8FP90	3/4 - 16	1/2 - 14
10MJ-8FP90	7/8 - 14	1/2 - 14
12MJ-12FP90	1 1/16 - 12	3/4 - 14
14MJ-12FP90	1 3/16 - 12	3/4 - 14
16MJ-16FP90	1 5/16 - 12	1 - 11 1/2
20MJ-20FP90	1 5/8 - 12	1 1/4 - 11 1/2
24MJ-24FP90	1 7/8 - 12	1 1/2 - 11 1/2
32MJ-32FP90	2 1/2 - 12	2 - 11 1/2

Swivel Female JIC 37° Flare to Male Pipe Straight

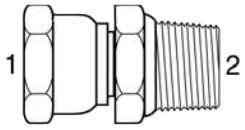

SPECIFICATIONS

	1	2
4FJX-4MP	7/16 - 20	1/4 - 18
5FJX-4MP	1/2 - 20	1/4 - 18
6FJX-4MP	9/16 - 18	1/4 - 18
6FJX-6MP	9/16 - 18	3/8 - 18
8FJX-6MP	3/4 - 16	3/8 - 18
8FJX-8MP	3/4 - 16	1/2 - 14
10FJX-6MP	7/8 - 14	3/8 - 18
10FJX-8MP	7/8 - 14	1/2 - 14
12FJX-8MP	1 1/16 - 12	1/2 - 14
12FJX-12MP	1 1/16 - 12	3/4 - 14
16FJX-12MP	1 5/16 - 12	3/4 - 14
16FJX-16MP	1 5/16 - 12	1 - 11 1/2
20FJX-20MP	1 5/8 - 12	1 1/4 - 11 1/2

Female Pipe to Swivel Female JIC 37° Flare Coupler

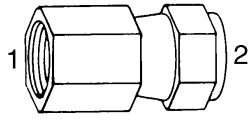

SPECIFICATIONS

	1	2
6FP-6FJX	3/8 - 18	9/16 - 18
6FP-8FJX	3/8 - 18	3/4 - 16
8FP-8FJX	1/2 - 14	3/4 - 16
8FP-10FJX	1/2 - 14	7/8 - 14
12FP-12FJX	3/4 - 14	1 1/16 - 12

Swivel Female JIC 37° Flare to Male Pipe 90°

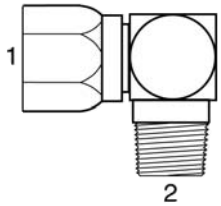

SPECIFICATIONS

	1	2
4FJX-2MP90	7/16 - 20	1/8 - 27
6FJX-4MP90	9/16 - 18	1/4 - 18
8FJX-6MP90	3/4 - 16	3/8 - 18
10FJX-8MP90	7/8 - 14	1/2 - 14
12FJX-12MP90	1 1/16 - 12	3/4 - 14
16FJX-16MP90	1 5/16 - 12	1 - 11 1/2
20FJX-20MP90	1 5/8 - 12	1 1/4 - 11 1/2
24FJX-24MP90	1 7/8 - 12	1 1/2 - 11 1/2
32FJX-32MP90	2 1/2 - 12	2 - 11 1/2

Male JIC 37° Flare to Male JIC 37° Flare to Female Pipe Straight Tee

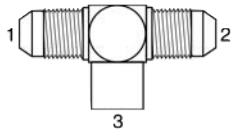

SPECIFICATIONS

	1	2	3
4MJ-4MJ-2FP	7/16 - 20	7/16 - 20	1/8 - 27
4MJ-4MJ-4FP	7/16 - 20	7/16 - 20	1/4 - 18
5MJ-5MJ-2FP	1/2 - 20	1/2 - 20	1/8 - 27
6MJ-6MJ-4FP	9/16 - 18	9/16 - 18	1/4 - 18
6MJ-6MJ-6FP	9/16 - 18	9/16 - 18	3/8 - 18
8MJ-8MJ-6FP	3/4 - 16	3/4 - 16	3/8 - 18
8MJ-8MJ-8FP	3/4 - 16	3/4 - 16	1/2 - 14
10MJ-10MJ-8FP	7/8 - 14	7/8 - 14	1/2 - 14
12MJ-12MJ-12FP	1 1/16 - 12	1 1/16 - 12	3/4 - 14
14MJ-14MJ-12FP	1 3/16 - 12	1 3/16 - 12	3/4 - 14
16MJ-16MJ-16FP	1 5/16 - 12	1 5/16 - 12	1 - 11 1/2
20MJ-20MJ-20FP	1 5/8 - 12	1 5/8 - 12	1 1/4 - 11 1/2
24MJ-24MJ-24FP	1 7/8 - 12	1 7/8 - 12	1 1/2 - 11 1/2
32MJ-32MJ-32FP	2 1/2 - 12	2 1/2 - 12	2 - 11 1/2

Male JIC 37° Flare to Male Pipe to Male JIC 37° Flare Tee

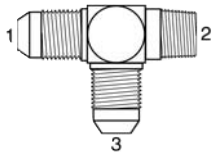

SPECIFICATIONS

	1	2	3
4MJ-2MP-4MJ	7/16 - 20	1/8 - 27	7/16 - 20
4MJ-4MP-4MJ	7/16 - 20	1/4 - 18	7/16 - 20
5MJ-2MP-5MJ	1/2 - 20	1/8 - 27	1/2 - 20
6MJ-4MP-6MJ	9/16 - 18	1/4 - 18	9/16 - 18
6MJ-6MP-6MJ	9/16 - 18	3/8 - 18	9/16 - 18
8MJ-6MP-8MJ	3/4 - 16	3/8 - 18	3/4 - 16
8MJ-8MP-8MJ	3/4 - 16	1/2 - 14	3/4 - 16
10MJ-8MP-10MJ	7/8 - 14	1/2 - 14	7/8 - 14
12MJ-12MP-12MJ	1 1/16 - 12	3/4 - 14	1 1/16 - 12
14MJ-12MP-14MJ	1 3/16 - 12	3/4 - 14	1 3/16 - 12
16MJ-16MP-16MJ	1 5/16 - 12	1 - 11 1/2	1 5/16 - 12
20MJ-20MP-20MJ	1 5/8 - 12	1 1/4 - 11 1/2	1 5/8 - 12
24MJ-24MP-24MJ	1 7/8 - 12	1 1/2 - 11 1/2	1 7/8 - 12
32MJ-32MP-32MJ	2 1/2 - 12	2 - 11 1/2	2 1/2 - 12

Male JIC 37° Flare Tee

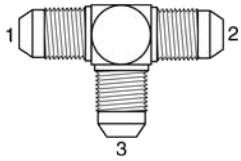

SPECIFICATIONS

	1	2	3
4MJ-TEE	7/16 - 20		
5MJ-TEE	1/2 - 20		
6MJ-TEE	9/16 - 18		
8MJ-TEE	3/4 - 16		
10MJ-TEE	7/8 - 14		
12MJ-TEE	1 1/16 - 12		
14MJ-TEE	1 3/16 - 12		
16MJ-TEE	1 5/16 - 12		
20MJ-TEE	1 5/8 - 12		
24MJ-TEE	1 7/8 - 12		
32MJ-TEE	2 1/2 - 12		

Male JIC 37° Flare to Male JIC 37° Flare 90°

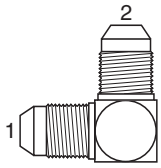

SPECIFICATIONS

	1	2
4MJ-4MJ90	7/16 - 20	
5MJ-5MJ90	1/2 - 20	
6MJ-6MJ90	9/16 - 18	
8MJ-8MJ90	3/4 - 16	
10MJ-10MJ90	7/8 - 14	
12MJ-12MJ90	1 1/16 - 12	
14MJ-14MJ90	1 3/16 - 12	
16MJ-16MJ90	1 5/16 - 12	
20MJ-20MJ90	1 5/8 - 12	
24MJ-24MJ90	1 7/8 - 12	
32MJ-32MJ90	2 1/2 - 12	

Male JIC 37° Flare to Male JIC 37° Flare to Male Pipe Straight Tee

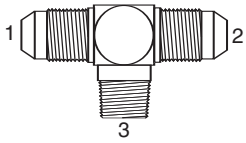

SPECIFICATIONS

	1	2	3
4MJ-4MJ-2MP	7/16 - 20		1/8 - 27
4MJ-4MJ-4MP	7/16 - 20		1/4 - 18
5MJ-5MJ-2MP	1/2 - 20		1/8 - 27
5MJ-5MJ-4MP	1/2 - 20		1/4 - 18
6MJ-6MJ-4MP	9/16 - 18		1/4 - 18
6MJ-6MJ-6MP	9/16 - 18		3/8 - 18
8MJ-8MJ-6MP	3/4 - 16		3/8 - 18
8MJ-8MJ-8MP	3/4 - 16		1/2 - 14
10MJ-10MJ-8MP	7/8 - 14		1/2 - 14
12MJ-12MJ-12MP	1 1/16 - 12		3/4 - 14
14MJ-14MJ-12MP	1 3/16 - 12		3/4 - 14
16MJ-16MJ-16MP	1 5/16 - 12		1 - 11 1/2
20MJ-20MJ-20MP	1 5/8 - 12		1 1/4 - 11 1/2
24MJ-24MJ-24MP	1 7/8 - 12		1 1/2 - 11 1/2
32MJ-32MJ-32MP	2 1/2 - 12		2 - 11 1/2

Male JIC 37° Flare Cross

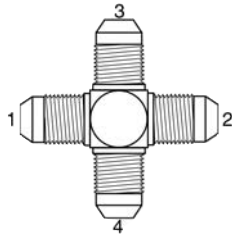

SPECIFICATIONS

	1	2	3	4
4MJ-CROSS	7/16 - 20			
5MJ-CROSS	1/2 - 20			
6MJ-CROSS	9/16 - 18			
8MJ-CROSS	3/4 - 16			
10MJ-CROSS	7/8 - 14			
12MJ-CROSS	1 1/16 - 12			
14MJ-CROSS	1 3/16 - 12			
16MJ-CROSS	1 5/16 - 12			
20MJ-CROSS	1 5/8 - 12			
24MJ-CROSS	1 7/8 - 12			

Male JIC 37° Flare Bulkhead Union

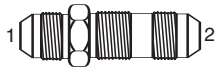

SPECIFICATIONS

	1	2
4MJ-BLKHD-UN	7/16 - 20	
5MJ-BLKHD-UN	1/2 - 20	
6MJ-BLKHD-UN	9/16 - 18	
8MJ-BLKHD-UN	3/4 - 16	
10MJ-BLKHD-UN	7/8 - 14	
12MJ-BLKHD-UN	1 1/16 - 12	
16MJ-BLKHD-UN	1 5/16 - 12	

Male JIC 37° Flare to Male JIC 37° Flare

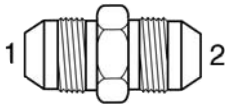

SPECIFICATIONS

	1	2
4MJ-4MJ	7/16 - 20	7/16 - 20
5MJ-5MJ	1/2 - 20	1/2 - 20
6MJ-4MJ	9/16 - 18	7/16 - 20
6MJ-6MJ	9/16 - 18	9/16 - 18
8MJ-6MJ	3/4 - 16	9/16 - 18
8MJ-8MJ	3/4 - 16	3/4 - 16
10MJ-8MJ	7/8 - 14	3/4 - 16
10MJ-10MJ	7/8 - 14	7/8 - 14
12MJ-10MJ	1 1/16 - 12	7/8 - 14
12MJ-12MJ	1 1/16 - 12	1 1/16 - 12
14MJ-14MJ	1 3/16 - 12	1 3/16 - 12
16MJ-16MJ	1 5/16 - 12	1 5/16 - 12
20MJ-20MJ	1 5/8 - 12	1 5/8 - 12
24MJ-24MJ	1 7/8 - 12	1 7/8 - 12
32MJ-32MJ	2 1/2 - 12	2 1/2 - 12

Male JIC 37° Flare to Female Pipe Bulkhead Straight

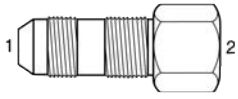

SPECIFICATIONS

	1	2
4MJ-2FP-BLKHD	7/16 - 20	1/8 - 27
6MJ-4FP-BLKHD	9/16 - 18	1/4 - 18
8MJ-6FP-BLKHD	3/4 - 16	3/8 - 18
10MJ-8FP-BLKHD	7/8 - 14	1/2 - 14
12MJ-12FP-BLKHD	1 1/16 - 12	3/4 - 14
14MJ-12FP-BLKHD	1 3/16 - 12	3/4 - 14
16MJ-16FP-BLKHD	1 5/16 - 12	1 - 11 1/2

Male JIC 37° Flare Bulkhead 45°

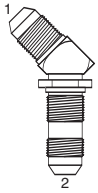

SPECIFICATIONS

	1	2
4MJ-BLKHD-45	7/16 - 20	
5MJ-BLKHD-45	1/2 - 20	
6MJ-BLKHD-45	9/16 - 18	
8MJ-BLKHD-45	3/4 - 16	
10MJ-BLKHD-45	7/8 - 14	
12MJ-BLKHD-45	1 1/16 - 12	
16MJ-BLKHD-45	1 5/16 - 12	

Male JIC 37° Flare Bulkhead 90°

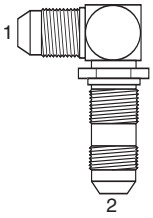

SPECIFICATIONS

	1	2
4MJ-BLKHD-90	7/16 - 20	
5MJ-BLKHD-90	1/2 - 20	
6MJ-BLKHD-90	9/16 - 18	
8MJ-BLKHD-90	3/4 - 16	
10MJ-BLKHD-90	7/8 - 14	
12MJ-BLKHD-90	1 1/16 - 12	
16MJ-BLKHD-90	1 5/16 - 12	

Male JIC 37° Flare to Bulkhead Straight Tee

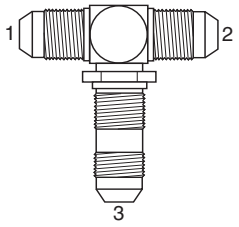

SPECIFICATIONS

	1	2	3
4MJ-BLKHD-TEE	7/16 - 20		
6MJ-BLKHD-TEE	9/16 - 18		
8MJ-BLKHD-TEE	3/4 - 16		
10MJ-BLKHD-TEE	7/8 - 14		
12MJ-BLKHD-TEE	1 1/16 - 12		

Male JIC 37° Flare to Swivel Female JIC 37° Flare 45° Elbow

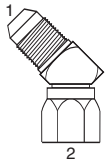

SPECIFICATIONS

	1	2
4MJ-4FJX45	7/16 - 20	
6MJ-6FJX45	9/16 - 18	
8MJ-8FJX45	3/4 - 16	
10MJ-10FJX45	7/8 - 14	
12MJ-12FJX45	1 1/16 - 12	
16MJ-16 FJX45	1 5/16 - 12	
20MJ-20FJX45	1 5/8 - 12	
24MJ-24FJX45	1 7/8 - 12	
32MJ-32FJX45	2 1/2 - 12	

Male JIC 37° Flare to Swivel Female JIC 37° Flare 90° Elbow

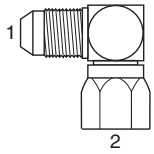

SPECIFICATIONS

	1	2
4MJ-4FJX90	7/16 - 20	
5MJ-5FJX90	1/2 - 20	
6MJ-6FJX90	9/16 - 18	
8MJ-8FJX90	3/4 - 16	
10MJ-10FJX90	7/8 - 14	
12MJ-12FJX90	1 1/16 - 12	
14MJ-14FJX90	1 3/16 - 12	
16MJ-16FJX90	1 5/16 - 12	
20MJ-20FJX90	1 5/8 - 12	
24MJ-24FJX90	1 7/8 - 12	
32MJ-32FJX90	2 1/2 - 12	

Male JIC 37° Flare to Swivel Female JIC 37° Flare to Male JIC 37° Flare Swivel Run Tee

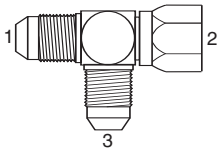

SPECIFICATIONS

	1	2	3
4MJ-4FJX-4MJ	7/16 - 20		
5MJ-5FJX-5MJ	1/2 - 20		
6MJ-6FJX-6MJ	9/16 - 18		
8MJ-8FJX-8MJ	3/4 - 16		
10MJ-10FJX-10MJ	7/8 - 14		
12MJ-12FJX-12MJ	1 1/16 - 12		
14MJ-14FJX-14MJ	1 3/16 - 12		
16MJ-16FJX-16MJ	1 5/16 - 12		
20MJ-20FJX-20MJ	1 5/8 - 12		
24MJ-24FJX-24MJ	1 7/8 - 12		
32MJ-32FJX-32MJ	2 1/2 - 12		

Male JIC 37° Flare to Male JIC 37° Flare to Swivel Female JIC 37° Flare Swivel Branch Tee

SPECIFICATIONS

	1	2	3
4MJ-4MJ-4FJX	7/16 - 20		
5MJ-5MJ-5FJX	1/2 - 20		
6MJ-6MJ-6FJX	9/16 - 18		
8MJ-8MJ-8FJX	3/4 - 16		
10MJ-10MJ-10FJX	7/8 - 14		
12MJ-12MJ-12FJX	1 1/16 - 12		
14MJ-14MJ-14FJX	1 3/16 - 12		
16MJ-16MJ-16FJX	1 5/16 - 12		
20MJ-20MJ-20FJX	1 5/8 - 12		
24MJ-24MJ-24FJX	1 7/8 - 12		
32MJ-32MJ-32FJX	2 1/2 - 12		

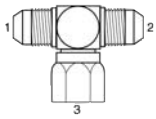

Female JIC 37° Flare to Male JIC 37° Flare

SPECIFICATIONS

	1	2
6FJ-4MJ	9/16 - 18	7/16 - 20
8FJ-4MJ	3/4 - 16	7/16 - 20
8FJ-6MJ	3/4 - 16	9/16 - 18
10FJ-4MJ	7/8 - 14	7/16 - 20
10FJ-6MJ	7/8 - 14	9/16 - 18
10FJ-8MJ	7/8 - 14	3/4 - 16
12FJ-4MJ	1 1/16 - 12	7/16 - 20
12FJ-6MJ	1 1/16 - 12	9/16 - 18
12FJ-8MJ	1 1/16 - 12	3/4 - 16
12FJ-10MJ	1 1/16 - 12	7/8 - 14
14FJ-6MJ	1 3/16 - 12	9/16 - 18
14FJ-8MJ	1 3/16 - 12	3/4 - 16
14FJ-10MJ	1 3/16 - 12	7/8 - 14
14FJ-12MJ	1 3/16 - 12	1 1/16 - 12
16FJ-8MJ	1 5/16 - 12	3/4 - 16
16FJ-10MJ	1 5/16 - 12	7/8 - 14
16FJ-12MJ	1 5/16 - 12	1 1/16 - 12
16FJ-14MJ	1 5/16 - 12	1 3/16 - 12
20FJ-12MJ	1 5/8 - 12	1 1/16 - 12
20FJ-16MJ	1 5/8 - 12	1 5/16 - 12
24FJ-20MJ	1 7/8 - 12	1 5/8 - 12

May be two piece w/nut and body

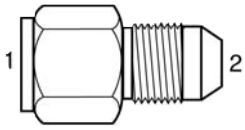

Male JIC 37° Flare to O-Ring Flange

CODE 61

SPECIFICATIONS

	1	2
8MJ-8FL	3/4 - 16	1/2
8MJ-12FL	3/4 - 16	3/4
10MJ-10FLK*	7/8 - 14	5/8
12MJ-12FL	1 1/16 - 12	3/4
16MJ-16FL	1 5/16 - 12	1
16MJ-20FL	1 5/16 - 12	1 1/4
20MJ-20FL	1 5/8 - 12	1 1/4
24MJ-24FL	1 7/8 - 12	1 1/2
32MJ-32FL	2 1/2 - 12	2

* 34mm metric flange(Komatsu, Link Belt, etc.)
Order O-Ring separately

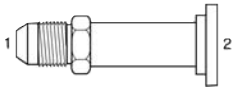

Male JIC 37° Flare to O-Ring Flange 45°

CODE 61

SPECIFICATIONS

	1	2
8MJ-8FL45	3/4 - 16	1/2
8MJ-12FL45	3/4 - 16	3/4
10MJ-10FLK45*	7/8 - 14	5/8
12MJ-12FL45	1 1/16 - 12	3/4
16MJ-16FL45	1 5/16 - 12	1
16MJ-20FL45	1 5/16 - 12	1 1/4
20MJ-20FL45	1 5/8 - 12	1 1/4
20MJ-24FL45	1 5/8 - 12	1 1/2
24MJ-24FL45	1 7/8 - 12	1 1/2
32MJ-32FL45	2 1/2 - 12	2

* 34mm metric flange(Komatsu, Link Belt, etc.)
Order O-Ring separately

Male JIC 37° Flare to O-Ring Flange 90°

CODE 61

SPECIFICATIONS

	1	2
8MJ-8FL90	3/4 - 16	1/2
8MJ-12FL90	3/4 - 16	3/4
10MJ-10FLK90*	7/8 - 14	5/8
12MJ-12FL90	1 1/16 - 12	3/4
16MJ-16FL90	1 5/16 - 12	1
16MJ-20FL90	1 5/16 - 12	1 1/4
20MJ-16FL90	1 5/8 - 12	1
20MJ-20FL90	1 5/8 - 12	1 1/4
20MJ-24FL90	1 5/8 - 12	1 1/2
24MJ-24FL90	1 7/8 - 12	1 1/2
32MJ-32FL90	2 1/2 - 12	2

* 34mm metric flange(Komatsu, Link Belt, etc.)
Order O-Ring separately

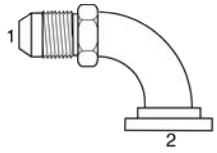

Flange to Female Pipe Straight

CODE 61

SPECIFICATIONS

	1	2
12FL-12FP	3/4	3/4 - 14
16FL-16FP	1	1 - 11 1/2
20FL-20FP	1 1/4	1 1/4 - 11 1/2
24FL-24FP	1 1/2	1 1/2 - 11 1/2
32FL-32FP	2	2 - 11 1/2

Includes (4) bolts w/washers and (1) O-Ring

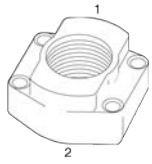

Flange Half Set

CODE 61
SAE J518

SPECIFICATIONS

	IN.
8FH	½
12FH	¾
16FH	1
20FH	1 ¼
24FH	1 ½
32FH	2

Includes (2) halves, (4) bolts w/washers, and (1) O-Ring

CODE 62
SAE J518

SPECIFICATIONS

8FHHS
12FHHS
16FHHS
20FHHS
24FHHS
32FHHS

Includes (2) halves, (4) bolts w/ washers, and (1) O-Ring

Flange O-Ring

SPECIFICATIONS

8FLOR
10FLOR
12FLOR
16FLOR
20FLOR
24FLOR
32FLOR

Caterpillar-Style Flange Half Sets

Each set contains:
- 2 flange halves
- 1 O-Ring
- 4 bolts with lock washers

SPECIFICATIONS

	NOM. FLG. SIZE (IN.)	CENTER BOLT HOLE TO CENTER BOLT HOLE A (IN.)	BOLT HOLE B (IN.)
12CATFHS	¾	2.00	0.41
16CATFHS	1	2.25	0.47
20CATFHS	1 - ¼	2.63	0.53
24CATFHS	1 - ½	3.13	0.66
32CATFHS	2	3.81	0.78

MALE JIC O-RING ADAPTERS

Male Boss O-Ring Plug

SPECIFICATIONS

	1
4MB-PLUG	7/16 - 20
5MB-PLUG	1/2 - 20
6MB-PLUG	9/16 - 18
8MB-PLUG	3/4 - 16
10MB-PLUG	7/8 - 14
12MB-PLUG	1 1/16 - 12
14MB-PLUG	1 3/16 - 12
16MB-PLUG	1 5/16 - 12
20MB-PLUG	1 5/8 - 12
24MB-PLUG	1 7/8 - 12
32MB-PLUG	2 1/2 - 12

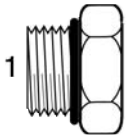

Male Boss O-Ring to Female Pipe - 90°

SPECIFICATIONS

	1	2
4MB-2FP90	7/16 - 20	1/8 - 27
5MB-2FP90	1/2 - 20	1/8 - 27
6MB-4FP90	9/16 - 18	1/4 - 18
8MB-6FP90	3/4 - 16	3/8 - 18
10MB-8FP90	7/8 - 14	1/2 - 14
12MB-12FP90	1 1/16 - 12	3/4 - 14
14MB-12FP90	1 3/16 - 12	3/4 - 14
16MB-16FP90	1 5/16 - 12	1 - 11 1/2
20MB-20FP90	1 5/8 - 12	1 1/4 - 11 1/2
24MB-24FP90	1 7/8 - 12	1 1/2 - 11 1/2
32MB-32FP90	2 1/2 - 12	2 - 11 1/2

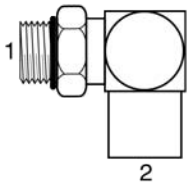

Female Boss O-Ring to Female Boss O-Ring

SPECIFICATIONS

	1	2
8FB-8FB	3/4 - 16	
10FB-10FB	7/8 - 14	

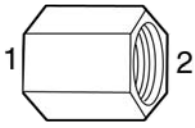

Male Boss O-Ring to Swivel Female

SPECIFICATIONS

	1	2
4MB-4FPX	7/16 - 20	1/4 - 18
5MB-4FPX	1/2 - 20	1/4 - 18
6MB-4FPX	9/16 - 18	1/4 - 18
6MB-6FPX	9/16 - 18	3/8 - 18
6MB-8FPX	9/16 - 18	1/2 - 14
8MB-4FPX	3/4 - 16	1/4 - 18
8MB-6FPX	3/4 - 16	3/8 - 18
8MB-8FPX	3/4 - 16	1/2 - 14
8MB-12FPX	3/4 - 16	3/4 - 14
10MB-6FPX	7/8 - 14	3/8 - 18
10MB-8FPX	7/8 - 14	1/2 - 14
10MB-12FPX	7/8 - 14	3/4 - 14
12MB-8FPX	1 1/16 - 12	1/2 - 14
12MB-12FPX	1 1/16 - 12	3/4 - 14
14MB-12FPX	1 3/16 - 12	3/4 - 14
16MB-16FPX	1 5/16 - 12	1 - 11 1/2
20MB-16FPX	1 5/8 - 12	1 - 11 1/2
20MB-20FPX	1 5/8 - 12	1 1/4 - 11 1/2
24MB-24FPX	1 7/8 - 12	1 1/2 - 11 1/2
32MB-32FPX	2 1/2 - 12	2 - 11 1/2

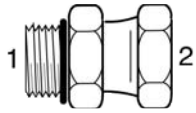

Male Boss O-Ring to Swivel Female - 45°

SPECIFICATIONS

	1	2
4MB-4FPX45	7/16 - 20	1/4 - 18
6MB-4FPX45	9/16 - 18	1/4 - 18
6MB-6FPX45	9/16 - 18	3/8 - 18
8MB-8FPX45	3/4 - 16	1/2 - 14
10MB-6FPX45	7/8 - 14	3/8 - 18
10MB-8FPX45	7/8 - 14	1/2 - 14
10MB-12FPX45	7/8 - 14	3/4 - 14
12MB-12FPX45	1 1/16 - 12	3/4 - 14
16MB-16FPX45	1 5/16 - 12	1 - 11 1/2
20MB-20FPX45	1 5/8 - 12	1 1/4 - 11 1/2
24MB-24FPX45	1 7/8 - 12	1 1/2 - 11 1/2

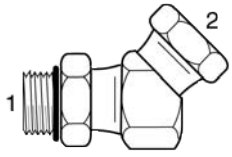

Male "Bump Tube" Female Pipe Solid

PART # R878FO

Male Boss O-Ring to Swivel Female - 90°

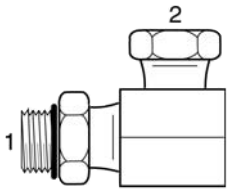

SPECIFICATIONS

	1	2
4MB-4FPX90	7/16 - 20	1/4 - 18
6MB-4FPX90	9/16 - 18	1/4 - 18
6MB-6FPX90	9/16 - 18	3/8 - 18
6MB-8FPX90	9/16 - 18	1/2 - 14
8MB-6FPX90	3/4 - 16	3/8 - 18
8MB-8FPX90	3/4 - 16	1/2 - 14
8MB-12FPX90	3/4 - 16	3/4 - 14
10MB-6FPX90	7/8 - 14	3/8 - 18
10MB-8FPX90	7/8 - 14	1/2 - 14
10MB-12FPX90	7/8 - 14	3/4 - 14
12MB-8FPX90	1 1/16 - 12	1/2 - 14
12MB-12FPX90	1 1/16 - 12	3/4 - 14
14MB-12FPX90	1 3/16 - 12	3/4 - 14
16MB-16FPX90	1 5/16 - 12	1 - 11 1/2
20MB-12FPX90	1 5/8 - 12	3/4 - 14
20MB-20FPX90	1 5/8 - 12	1 1/4 - 11 1/2
24MB-24FPX90	1 7/8 - 12	1 1/2 - 11 1/2
32MB-32FPX90	2 1/2 - 12	2 - 11 1/2

Male JIC 37° Flare to Male O-Ring Boss

45° Elbow SAE

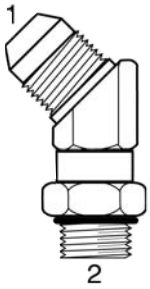

SPECIFICATIONS

	1	2
4MJ-4MB45	7/16 - 20	7/16 - 20
5MJ-5MB45	1/2 - 20	1/2 - 20
6MJ-6MB45	9/16 - 18	9/16 - 18
6MJ-8MB45	9/16 - 18	3/4 - 16
8MJ-6MB45	3/4 - 16	9/16 - 18
8MJ-8MB45	3/4 - 16	3/4 - 16
8MJ-10MB45	3/4 - 16	7/8 - 14
10MJ-8MB45	7/8 - 14	3/4 - 16
10MJ-10MB45	7/8 - 14	7/8 - 14
12MJ-10MB45	1 1/16 - 12	7/8 - 14
12MJ-12MB45	1 1/16 - 12	1 1/16 - 12
12MJ-16MB45	1 1/16 - 12	1 5/16 - 12
14MJ-14MB45	1 3/16 - 12	1 3/16 - 12
16MJ-12MB45	1 5/16 - 12	1 1/16 - 12
16MJ-16MB45	1 5/16 - 12	1 5/16 - 12
20MJ-20MB45	1 5/8 - 12	1 5/8 - 12
24MJ-24MB45	1 7/8 - 12	1 7/8 - 12
32MJ-32MB45	2 1/2 - 12	2 1/2 - 12

Male JIC 37° Flare to Male O-Ring Boss

90° Elbow SAE

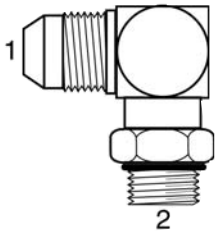

SPECIFICATIONS

	1	2
4MJ-4MB90	7/16 - 20	7/16 - 20
4MJ-6MB90	7/16 - 20	9/16 - 18
5MJ-4MB90	1/2 - 20	7/16 - 20
5MJ-5MB90	1/2 - 20	1/2 - 20
5MJ-6MB90	1/2 - 20	9/16 - 18
6MJ-4MB90	9/16 - 18	7/16 - 20
6MJ-5MB90	9/16 - 18	1/2 - 20
6MJ-6MB90	9/16 - 18	9/16 - 18
6MJ-8MB90	9/16 - 18	3/4 - 16
6MJ-10MB90	9/16 - 18	7/8 - 14
8MJ-6MB90	3/4 - 16	9/16 - 18
8MJ-8MB90	3/4 - 16	3/4 - 16
8MJ-10MB90	3/4 - 16	7/8 - 14
8MJ-12MB90	3/4 - 16	1 1/16 - 12
10MJ-8MB90	7/8 - 14	3/4 - 16
10MJ-10MB90	7/8 - 14	7/8 - 14
10MJ-12MB90	7/8 - 14	1 1/16 - 12
12MJ-8MB90	1 1/16 - 12	3/4 - 16
12MJ-10MB90	1 1/16 - 12	7/8 - 14
12MJ-12MB90	1 1/16 - 12	1 1/16 - 12
12MJ-14MB90	1 1/16 - 12	1 3/16 - 12
12MJ-16MB90	1 1/16 - 12	1 5/16 - 12
14MJ-14MB90	1 3/16 - 12	1 3/16 - 12
16MJ-12MB90	1 5/16 - 12	1 1/16 - 12
16MJ-14MB90	1 5/16 - 12	1 3/16 - 12
16MJ-16MB90	1 5/16 - 12	1 5/16 - 12
16MJ-20MB90	1 5/16 - 12	1 5/8 - 12
20MJ-16MB90	1 5/8 - 12	1 5/16 - 12
20MJ-20MB90	1 5/8 - 12	1 5/8 - 12
24MJ-20MB90	1 7/8 - 12	1 5/8 - 12
24MJ-24MB90	1 7/8 - 12	1 7/8 - 12
32MJ-32MB90	2 1/2 - 12	2 1/2 - 12

Male JIC 37° Flare to Male O-Ring Boss to Male JIC

37° Flare Tee

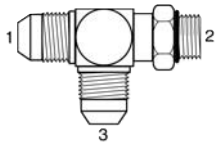

SPECIFICATIONS

	1	2	3
4MJ-4MB-4MJ	7/16 - 20		
5MJ-5MB-5MJ	1/2 - 20		
6MJ-6MB-6MJ	9/16 - 18		
8MJ- 8MB-8MJ	3/4 - 16		
10MJ-10MB-10MJ	7/8 - 14		
12MJ-12MB-12MJ	1 1/16 - 12		
14MJ-14MB-14MJ	1 3/16 - 12		
16MJ-16MB-16MJ	1 5/16 - 12		
20MJ-20MB-20MJ	1 5/8 - 12		
24MJ-24MB-24MJ	1 7/8 - 12		

MALE JIC O-RING ADAPTERS

Male JIC 37° Flare to Male JIC 37° Flare to Male O-Ring Boss SAE Tee

SPECIFICATIONS

	1	2	3
4MJ-4MJ-4MB	7/16 - 20		
5MJ-5MJ-5MB	1/2 - 20		
6MJ-6MJ-6MB	9/16 - 18		
8MJ-8MJ-8MB	3/4 - 16		
10MJ-10MJ-10MB	7/8 - 14		
12MJ-12MJ-12MB	1 1/16 - 12		
14MJ-14MJ-14MB	1 3/16 - 12		
16MJ-16MJ-16MB	1 5/16 - 12		
20MJ-20MJ-20MB	1 5/8 - 12		
24MJ-24MJ-24MB	1 7/8 - 12		

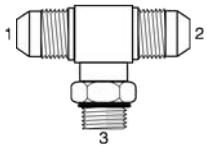

Male Boss O-Ring to Male Pipe Straight

SPECIFICATIONS

	1	2
4MB-2MP	7/16 - 20	1/8 - 27
6MB-4MP	9/16 - 18	1/4 - 18
6MB-6MP	9/16 - 18	3/8 - 18
8MB-6MP	3/4 - 16	3/8 - 18
8MB-8MP	3/4 - 16	1/2 - 14
10MB-8MP	7/8 - 14	1/2 - 14
12MB-12MP	1 1/16 - 12	3/4 - 14
16MB-16MP	1 5/16 - 12	1 - 11 1/2
20MB-20MP	1 5/8 - 12	1 1/4 - 11 1/2
24MB-24MP	1 7/8 - 12	1 1/2 - 11 1/2
32MB-32MP	2 1/2 - 12	2 - 11 1/2

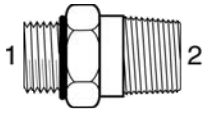

Male Boss O-Ring to Male Pipe 90°

SPECIFICATIONS

	1	2
4MB-2MP90	7/16 - 20	1/8 - 27
5MB-2MP90	1/2 - 20	1/8 - 27
6MB-4MP90	9/16 - 18	1/4 - 18
8MB-6MP90	3/4 - 16	3/8 - 18
10MB-8MP90	7/8 - 14	1/2 - 14
12MB-12MP90	1 1/16 - 12	3/4 - 14
14MB-12MP90	1 3/16 - 12	3/4 - 14
16MB-16MP90	1 5/16 - 12	1 - 11 1/2
20MB-20MP90	1 5/8 - 12	1 1/4 - 11 1/2
24MB-24MP90	1 7/8 - 12	1 1/2 - 11 1/2
32MB-32MP90	2 1/2 - 12	2 - 11 1/2

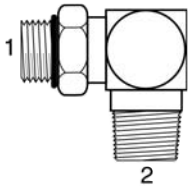

Male Boss O-Ring to Female Boss O-Ring

SPECIFICATIONS

	1	2
8MB-6FB	3/4 - 16	9/16 - 18
8MB-10FB	3/4 - 16	7/8 - 14
10MB-8FB	7/8 - 14	3/4 - 16
10MB-12FB	7/8 - 14	1 1/16 - 12
12MB-8FB	1 1/16 - 12	3/4 - 16
12MB-16FB	1 1/16 - 12	1 5/16 - 12
14MB-12FB	1 3/16 - 12	1 1/16 - 12
16MB-8FB	1 5/16 - 12	3/4 - 16
16MB-12FB	1 5/16 - 12	1 1/16 - 12
20MB-12FB	1 5/8 - 12	1 1/16 - 12
24MB-20FB	1 7/8 - 12	1 5/8 - 12
32MB-24FB	2 1/2 - 12	1 7/8 - 12

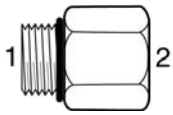

Male Boss O-Ring to Female Boss O-Ring - 90°

SPECIFICATIONS

	1	2
8MB-8FB90	3/4 - 16	3/4 - 16

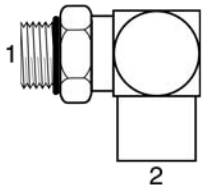

Male Boss O-Ring to Female Pipe Straight

SPECIFICATIONS

	1	2
4MB-2FP	7/16 - 20	1/8 - 27
4MB-4FP	7/16 - 20	1/4 - 18
5MB-2FP	1/2 - 20	1/8 - 27
6MB-4FP	9/16 - 18	1/4 - 18
6MB-6FP	9/16 - 18	3/8 - 18
8MB-6FP	3/4 - 16	3/8 - 18
8MB-8FP	3/4 - 16	1/2 - 14
10MB-6FP	7/8 - 14	3/8 - 18
10MB-8FP	7/8 - 14	1/2 - 14
12MB-8FP	1 1/16 - 12	1/2 - 14
12MB-12FP	1 1/16 - 12	3/4 - 14
12MB-16FP	1 1/16 - 12	1 - 11 1/2
14MB-12FP	1 3/16 - 12	3/4 - 14
16MB-8FP	1 5/16 - 12	1/2 - 14
16MB-12FP	1 5/16 - 12	3/4 - 14
16MB-16FP	1 5/16 - 12	1 - 11 1/2
20MB-16FP	1 5/8 - 12	1 - 11 1/2
20MB-20FP	1 5/8 - 12	1 1/4 - 11 1/2
24MB-24FP	1 7/8 - 12	1 1/2 - 11 1/2
32MB-32FP	2 1/2 - 12	2 - 11 1/2

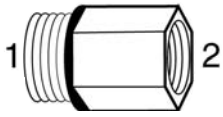

MALE JIC O-RING ADAPTERS

Female Boss O-Ring to Male Pipe Straight

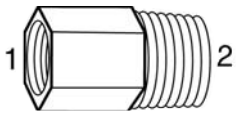

SPECIFICATIONS

	1	2
6FB-4MP	9/16 - 18	1/4 - 18
6FB-6MP	9/16 - 18	3/8 - 18
6FB-8MP	9/16 - 18	1/2 - 14
8FB-6MP	3/4 - 16	3/8 - 18
8FB-8MP	3/4 - 16	1/2 - 14
10FB-6MP	7/8 - 14	3/8 - 18
10FB-8MP	7/8 - 14	1/2 - 14

Female Pipe to Female O-Ring Boss

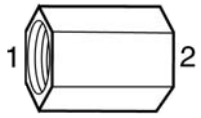

SPECIFICATIONS

	1	2
6FP-8FB	3/8 - 18	3/4 - 16
6FP-10FB	3/8 - 18	7/8 - 14
8FP-8FB	1/2 - 14	3/4 - 16
8FP-10FB	1/2 - 14	7/8 - 14

Boss O-Ring



SPECIFICATIONS

3OR
4OR
5OR
6OR
8OR
10OR
12OR
14OR
16OR
20OR
24OR
32OR

See page 168 for additional O-Rings

MALE SAE ADAPTERS

Male SAE 45° Flare to Swivel Female SAE 45° Flare 45°

SPECIFICATIONS

	1	2
6MS-6FSX45	5/8 - 18	5/8 - 18
8MS-8FSX45	3/4 - 16	3/4 - 16
10MS-10FSX45	7/8 - 14	7/8 - 14

Male SAE 45° Flare to Swivel Female SAE 45° Flare 90°

SPECIFICATIONS

	1	2
6MS-6FSX90	5/8 - 18	5/8 - 18
8MS-8FSX90	3/4 - 16	3/4 - 16
10MS-10FSX90	7/8 - 14	7/8 - 14

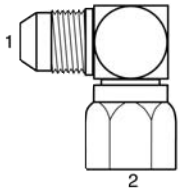

Male JIC 37° Flare to Male Inverted

SPECIFICATIONS

	1	2
4MJ-4MI	7/16 - 20	7/16 - 24
5MJ-5MI	1/2 - 20	1/2 - 20
6MJ-6MI	9/16 - 18	5/8 - 18

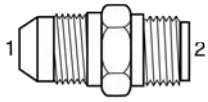

Male "Bump Tube" Male 37° Flare Solid

SPECIFICATIONS

	1	2
4MBT-4MJ	7/16 - 24	7/16 - 20
6MBT-6MJ	5/8 - 18	9/16 - 18
8MBT-8MJ	3/4 - 16	3/4 - 16
10MBT-10MJ	7/8 - 14	7/8 - 14
12MBT-12MJ	1 1/16 - 16	1 1/2 - 12

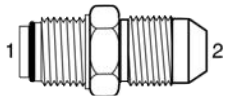

Male SAE to Male SAE Inverted Flare

SPECIFICATIONS

	1	2
4MS-4MI	7/16 - 20	7/16 - 24
6MS-6MI	5/8 - 18	5/8 - 18

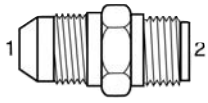

Diesel Nut American Standard Thread

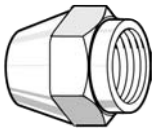

SPECIFICATIONS

	THREAD O.D. (IN.)	MALE PIPE (IN.)
8112X4	1/4	9/16 - 18
8112X5	5/16	5/8 - 18
8112X6	3/8	3/4 - 16

Flareless Sleeve

SPECIFICATIONS

	THREAD O.D. (IN.)
8165X4	1/4
8165X5	5/16
8165X6	3/8

For use with the above diesel nuts only

Flareless Nut

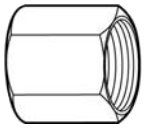

SPECIFICATIONS

	THREAD O.D. (IN.)
7105X2	1/8
7105X3	3/16
7105X4	1/4
7105X5	5/16
7105X6	3/8
7105X8	1/2
7105X10	5/8
7105X12	3/4

Flareless Sleeve

SPECIFICATIONS

	THREAD O.D. (IN.)
7165X2	1/8
7165X3	3/16
7165X4	1/4
7165X5	5/16
7165X6	3/8
7165X8	1/2
7165X10	5/8
7165X12	3/4

Flareless Male Connector

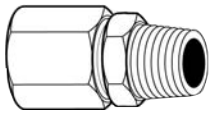

SPECIFICATIONS

	THREAD O.D. (IN.)	MALE PIPE (IN.)
7205X2	1/8	1/8
7205X2X4	1/8	1/4
7205X3	3/16	1/8
7205X4	1/4	1/8
7205X4X6	1/4	3/8
7205X4X8	1/4	1/2
7205X5	5/16	1/8
7205X5X4	5/16	1/4
7205X6	3/8	1/4
7205X6X2	3/8	1/8
7205X6X6	3/8	3/8
7205X6X8	3/8	1/2
7205X8	1/2	3/8
7205X8X4	1/2	1/4
7205X8X8	1/2	1/2
7205X8X12	1/2	3/4
7205X10	5/8	1/2
7205X10X6	5/8	3/8
7205X12	3/4	3/4
7205X12X8	3/4	1/2

Flareless 45° Male Elbow

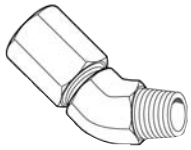

SPECIFICATIONS

	THREAD O.D. (IN.)	MALE PIPE (IN.)
7355X4	1/4	1/8
7355X4X4	1/4	1/4
7355X5	5/16	1/8
7355X6	3/8	1/4
7355X8	1/2	3/8
7355X10	5/8	1/2
7355X12	3/4	3/4

Flareless 90° Male Elbow

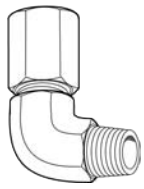

SPECIFICATIONS

	THREAD O.D. (IN.)	MALE PIPE (IN.)
7405X2	1/8	1/8
7405X3	3/16	1/8
7405X4	1/4	1/8
7405X4X4	1/4	1/4
7405X5	5/16	1/8
7405X5X4	5/16	1/4
7405X6	3/8	1/4
7405X6X2	3/8	1/8
7405X6X6	3/8	3/8
7405X6X8	3/8	1/2
7405X8	1/2	3/8
7405X8X4	1/2	1/4
7405X8X8	1/2	1/2
7405X10	5/8	1/2
7405X10X6	5/8	3/8
7405X12	3/4	3/4
7405X12X8	3/4	1/2

FLARELESS ADAPTERS

Flareless Female Connector

SPECIFICATIONS

	TUBE O.D. (IN.)	FEMALE PIPE (IN.)
7255X2	1/8	1/8
7255X3	3/16	1/8
7255X4	1/4	1/8
7255X4X4	1/4	1/4
7255X5	5/16	1/8
7255X5X4	5/16	1/4
7255X6	3/8	1/4
7255X6X6	3/8	3/8
7255X8	1/2	3/8
7255X8X4	1/2	1/4
7255X8X8	1/2	1/2
7255X10	5/8	1/2
7255X12	3/4	3/4

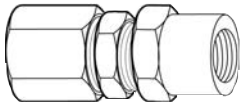

Flareless Union

SPECIFICATIONS

	TUBE O.D. (IN.)
7305X2	1/8
7305X3	3/16
7305X4	1/4
7305X5	5/16
7305X6	3/8
7305X6X4	3/8 x 1/4
7305X8	1/2
7305X8X6	1/2 x 3/8
7305X10	5/8
7305X12	3/4

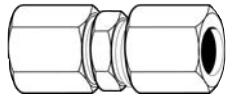

FLAT FACE ADAPTERS

Male FF O-Ring Plug

SPECIFICATIONS

	1
4MFFOR-PLUG	9/16 - 18
6MFFOR-PLUG	11/16 - 16
8MFFOR-PLUG	13/16 - 16
10MFFOR-PLUG	1 - 14
12MFFOR-PLUG	1 3/16 - 12
16MFFOR-PLUG	1 7/16 - 12
20MFFOR-PLUG	1 11/16 - 12
24MFFOR-PLUG	2 - 12

Male FF O-Ring to Male FF O-Ring - 90°

SPECIFICATIONS

	1	2
4MFFOR-4MFFOR90	9/16 - 18	
6MFFOR-6MFFOR90	11/16 - 16	
8MFFOR-8MFFOR90	13/16 - 16	
10MFFOR-10MFFOR90	1 - 14	
12MFFOR-12MFFOR90	1 3/16 - 12	
16MFFOR-16MFFOR90	1 7/16 - 12	
20MFFOR-20MFFOR90	1 11/16 - 12	
24MFFOR-24MFFOR90	2 - 12	

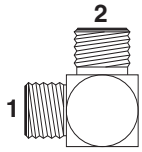

Male FF O-Ring to Male FF O-Ring

SPECIFICATIONS

	1	2
4MFFOR-4MFFOR	9/16 - 18	9/16 - 18
6MFFOR-4MFFOR	11/16 - 16	9/16 - 18
6MFFOR-6MFFOR	11/16 - 16	11/16 - 16
8MFFOR-6MFFOR	13/16 - 16	11/16 - 16
8MFFOR-8MFFOR	13/16 - 16	13/16 - 16
10MFFOR-8MFFOR	1 - 14	13/16 - 16
10MFFOR-10MFFOR	1 - 14	1 - 14
12MFFOR-12MFFOR	1 3/16 - 12	1 3/16 - 12
16MFFOR-12MFFOR	1 7/16 - 12	1 3/16 - 12
16MFFOR-16MFFOR	1 7/16 - 12	1 7/16 - 12
20MFFOR-20MFFOR	1 11/16 - 12	1 11/16 - 12
24MFFOR-24MFFOR	2 - 12	2 - 12

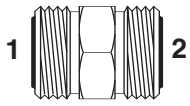

Male FF O-Ring to Male Pipe

SPECIFICATIONS

	1	2
4MFFOR-2MP	9/16 - 18	1/8 - 27
4MFFOR-4MP	9/16 - 18	1/4 - 18
6MFFOR-6MP	11/16 - 16	3/8 - 18
6MFFOR-8MP	11/16 - 16	1/2 - 14
8MFFOR-8MP	13/16 - 16	1/2 - 14
8MFFOR-12MP	13/16 - 16	3/4 - 14
10MFFOR-12MP	1 - 14	3/4 - 14
12MFFOR-8MP	1 3/16 - 12	1/2 - 14
12MFFOR-16MP	1 3/16 - 12	1 - 11 1/2
16MFFOR-12MP	1 7/16 - 12	3/4 - 14
16MFFOR-16MP	1 7/16 - 12	1 - 11 1/2
20MFFOR-20MP	1 11/16 - 12	1 1/4 - 11 1/2
24MFFOR-24MP	2 - 12	1 1/2 - 11 1/2

Male FF O-Ring to Male Pipe 90°

SPECIFICATIONS

	1	2
4MFFOR-2MP90	9/16 - 18	1/8 - 27
4MFFOR-4MP90	9/16 - 18	1/4 - 18
8MFFOR-8MP90	13/16 - 16	1/2 - 14
20MFFOR-20MP90	1 11/16 - 12	1 1/4 - 11 1/2
24MFFOR-24MP90	2 - 12	1 1/2 - 11 1/2

Male FF O-Ring Cross

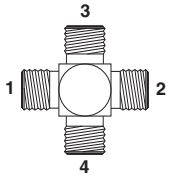

SPECIFICATIONS

	1	2	3	4
4MFFOR-CROSS	9/16 - 18			
6MFFOR-CROSS	11/16 - 16			
8MFFOR-CROSS	13/16 - 16			
10MFFOR-CROSS	1 - 14			
12MFFOR-CROSS	1 3/16 - 12			
16MFFOR-CROSS	1 7/16 - 12			
20MFFOR-CROSS	1 11/16 - 12			

Male FF O-Ring Tee

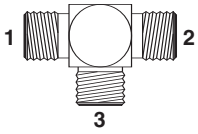

SPECIFICATIONS

	1	2	3
4MFFOR-TEE	9/16 - 18		
6MFFOR-TEE	11/16 - 16		
8MFFOR-TEE	13/16 - 16		
10MFFOR-TEE	1 - 14		
12MFFOR-TEE	1 3/16 - 12		
16MFFOR-TEE	1 7/16 - 12		
20MFFOR-TEE	1 11/16 - 12		
24MFFOR-TEE	2 - 12		

Male FF O-Ring to Male FF O-Ring to Male Boss

SPECIFICATIONS

	1	2	3
4MFF-4MFF-4MB	9/16 - 18	9/16 - 18	7/16 - 20
6MFF-6MFF-6MB	11/16 - 16	11/16 - 16	9/16 - 18
8MFF-8MFF-8MB	13/16 - 16	13/16 - 16	3/4 - 16
10MFF-10MFF-10MB	1 - 14	1 - 14	7/8 - 14
12MFF-12MFF-12MB	1 3/16 - 12	1 3/16 - 12	1 1/16 - 12
16MFF-16MFF-16MB	1 7/16 - 12	1 7/16 - 12	1 5/16 - 12
20MFF-20MFF-20MB	1 11/16 - 12	1 11/16 - 12	1 5/8 - 12
24MFF-24MFF-24MB	2 - 12	2 - 12	1 7/8 - 12

Male FF O-Ring to Male Boss to Male FF O-Ring

SPECIFICATIONS

	1	2	3
4MFF-4MB-4MFF	9/16 - 18	7/16 - 20	9/16 - 18
6MFF-6MB-6MFF	11/16 - 16	9/16 - 18	11/16 - 16
8MFF-8MB-8MFF	13/16 - 16	3/4 - 16	13/16 - 16
10MFF-10MB-10MFF	1 - 14	7/8 - 14	1 - 14
12MFF-12MB-12MFF	1 3/16 - 12	1 1/16 - 12	1 3/16 - 12
16MFF-16MB-16MFF	1 7/16 - 12	1 5/16 - 12	1 7/16 - 12
20MFF-20MB-20MFF	1 11/16 - 12	1 5/8 - 12	1 11/16 - 12
24MFF-24MB-24MFF	2 - 12	1 7/8 - 12	2 - 12

Male FF O-Ring to Male Boss

SPECIFICATIONS

	1	2
4MFFOR-4MB	9/16 - 18	7/16 - 20
4MFFOR-6MB	9/16 - 18	9/16 - 18
4MFFOR-8MB	9/16 - 18	3/4 - 16
6MFFOR-6MB	11/16 - 16	9/16 - 18
6MFFOR-8MB	11/16 - 16	3/4 - 16
6MFFOR-10MB	11/16 - 16	7/8 - 14
8MFFOR-6MB	13/16 - 16	9/16 - 18
8MFFOR-8MB	13/16 - 16	3/4 - 16
8MFFOR-10MB	13/16 - 16	7/8 - 14
8MFFOR-12MB	13/16 - 16	1 1/16 - 12
8MFFOR-16MB	13/16 - 16	1 5/16 - 12
10MFFOR-10MB	1 - 14	7/8 - 14
12MFFOR-8MB	1 3/16 - 12	3/4 - 16
12MFFOR-10MB	1 3/16 - 12	7/8 - 14
12MFFOR-12MB	1 3/16 - 12	1 1/16 - 12
12MFFOR-16MB	1 3/16 - 12	1 5/16 - 12
16MFFOR-12MB	1 7/16 - 12	1 1/16 - 12
16MFFOR-16MB	1 7/16 - 12	1 5/16 - 12
16MFFOR-20MB	1 7/16 - 12	1 5/8 - 12
20MFFOR-20MB	1 11/16 - 12	1 5/8 - 12
20MFFOR-24MB	1 11/16 - 12	1 7/8 - 12
24MFFOR-20MB	2 - 12	1 5/8 - 12
24MFFOR-24MB	2 - 12	1 7/8 - 12

Male FF O-Ring to Male Boss Extra Long

SPECIFICATIONS

	1	2	LENGTH (IN.)
6MFFOR-6MBLL	11/16 - 16	9/16 - 18	2.31
8MFFOR-8MBLL	13/16 - 16	3/4 - 16	2.70
10MFFOR-10MBLL	1 - 14	7/8 - 14	3.04
12MFFOR-12MBLL	1 3/16 - 12	1 1/16 - 12	3.61
16MFFOR-16MBLL	1 7/16 - 12	1 5/16 - 12	3.98

Male FF O-Ring to Male Boss 45°

SPECIFICATIONS

	1	2
4MFFOR-4MB45	9/16 - 18	7/16 - 20
4MFFOR-6MB45	9/16 - 18	9/16 - 18
6MFFOR-4MB45	11/16 - 16	7/16 - 20
6MFFOR-6MB45	11/16 - 16	9/16 - 18
6MFFOR-8MB45	11/16 - 16	3/4 - 16
8MFFOR-8MB45	13/16 - 16	3/4 - 16
10MFFOR-8MB45	1 - 14	3/4 - 16
10MFFOR-10MB45	1 - 14	7/8 - 14
10MFFOR-12MB45	1 - 14	1 1/16 - 12
12MFFOR-10MB45	1 3/16 - 12	7/8 - 14
12MFFOR-16MB45	1 3/16 - 12	1 5/16 - 12
16MFFOR-12MB45	1 7/16 - 12	1 1/16 - 12
16MFFOR-16MB45	1 7/16 - 12	1 5/16 - 12
16MFFOR-20MB45	1 7/16 - 12	1 5/8 - 12
20MFFOR-20MB45	1 11/16 - 12	1 5/8 - 12
24MFFOR-24MB45	2 - 12	1 7/8 - 12

Male FF O-Ring to Male Boss 90°

SPECIFICATIONS

	1	2
4MFFOR-4MB90	9/16 - 18	7/16 - 20
6MFFOR-4MB90	11/16 - 16	7/16 - 20
6MFFOR-6MB90	11/16 - 16	9/16 - 18
6MFFOR-8MB90	11/16 - 16	3/4 - 16
6MFFOR-10MB90	11/16 - 16	7/8 - 14
8MFFOR-8MB90	13/16 - 16	3/4 - 16
8MFFOR-10MB90	13/16 - 16	7/8 - 14
10MFFOR-10MB90	1 - 14	7/8 - 14
10MFFOR-12MB90	1 - 14	1 1/16 - 12
12MFFOR-8MB90	1 3/16 - 12	3/4 - 16
12MFFOR-10MB90	1 3/16 - 12	7/8 - 14
12MFFOR-12MB90	1 3/16 - 12	1 1/16 - 12
12MFFOR-16MB90	1 3/16 - 12	1 5/16 - 12
16MFFOR-12MB90	1 7/16 - 12	1 1/16 - 12
16MFFOR-16MB90	1 7/16 - 12	1 5/16 - 12
16MFFOR-20MB90	1 7/16 - 12	1 5/8 - 12
20MFFOR-16MB90	1 11/16 - 12	1 5/16 - 12
20MFFOR-20MB90	1 11/16 - 12	1 5/8 - 12
24MFFOR-20MB90	2 - 12	1 5/8 - 12
24MFFOR-24MB90	2 - 12	1 7/8 - 12

Male FF O-Ring to Female JIC Swivel

SPECIFICATIONS

	1	2
4MFFOR-4FJX	9/16 - 18	7/16 - 20
8MFFOR-8FJX	13/16 - 16	3/4 - 16
12MFFOR-12FJX	1 3/16 - 12	1 1/16 - 12

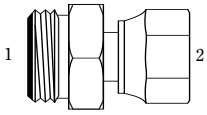

Male FF O-Ring to Female FF O-Ring Swivel 90°

SPECIFICATIONS

	1	2
4MFFOR-4FFORX90	9/16 - 18	9/16 - 18
6MFFOR-6FFORX90	11/16 - 16	11/16 - 16
10MFFOR-10FFORX90	1 - 14	1 - 14
12MFFOR-12FFORX90	1 3/16 - 12	1 3/16 - 12
16MFFOR-16FFORX90	1 7/16 - 12	1 7/16 - 12
20MFFOR-20FFORX90	1 11/16 - 12	1 11/16 - 12
24MFFOR-24FFORX90	2 - 12	2 - 12

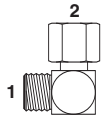

Male FF O-Ring to Male FF O-Ring to Female FF O-Ring Swivel

SPECIFICATIONS

	1	2	3
4MFF-4MFF-4FFORX	9/16 - 18		
6MFF-6MFF-6FFORX	11/16 - 16		
8MFF-8MFF-8FFORX	13/16 - 16		
10MFF-10MFF-10FFORX	1 - 14		
12MFF-12MFF-12FFORX	1 3/16 - 12		
16MFF-16MFF-16FFORX	1 7/16 - 12		
20MFF-20MFF-20FFORX	1 11/16 - 12		
24MFF-24MFF-24FFORX	2 - 12		

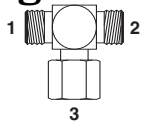

Male FF O-Ring to Female FF O-Ring Swivel to Male FF O-Ring

SPECIFICATIONS

	1	2	3
4MFF-4FFORX-4MFF	9/16 - 18		
6MFF-6FFORX-6MFF	11/16 - 16		
8MFF-8FFORX-8MFF	13/16 - 16		
10MFF-10FFORX-10MFF	1 - 14		
12MFF-12FFORX-12MFF	1 3/16 - 12		
16MFF-16FFORX-16MFF	1 7/16 - 12		
20MFF-20FFORX-20MFF	1 11/16 - 12		
24MFF-24FFORX-24MFF	2 - 12		

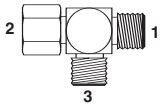

Male FF O-Ring to Bulkhead Union

SPECIFICATIONS

	1	2
4MFFOR-BLKHD-UN	9/16 - 18	
6MFFOR-BLKHD-UN	11/16 - 16	
8MFFOR-BLKHD-UN	13/16 - 16	
10MFFOR-BLKHD-UN	1 - 14	
12MFFOR-BLKHD-UN	1 3/16 - 12	
16MFFOR-BLKHD-UN	1 7/16 - 12	
20MFFOR-BLKHD-UN	1 11/16 - 12	
24MFFOR-BLKHD-UN	2 - 12	

For flat nut see page 158

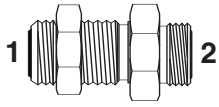

Male FF O-Ring to Bulkhead 45°

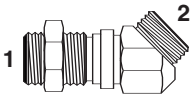

SPECIFICATIONS

	1	2
4MFFOR-BLKHD-45	9/16 - 18	
6MFFOR-BLKHD-45	11/16 - 16	
8MFFOR-BLKHD-45	13/16 - 16	
10MFFOR-BLKHD-45	1 - 14	
12MFFOR-BLKHD-45	1 3/16 - 12	
16MFFOR-BLKHD-45	1 7/16 - 12	
20MFFOR-BLKHD-45	1 11/16 - 12	
24MFFOR-BLKHD-45	2 - 12	

Locknut sold separately see next column

Male FF O-Ring to Bulkhead 90°

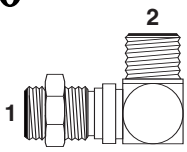

SPECIFICATIONS

	1	2
4MFFOR-BLKHD-90	9/16 - 18	
6MFFOR-BLKHD-90	11/16 - 16	
8MFFOR-BLKHD-90	13/16 - 16	
10MFFOR-BLKHD-90	1 - 14	
12MFFOR-BLKHD-90	1 3/16 - 12	
16MFFOR-BLKHD-90	1 7/16 - 12	
20MFFOR-BLKHD-90	1 11/16 - 12	
24MFFOR-BLKHD-90	2 - 12	

Locknut sold separately see next column

Female FF O-Ring Cap

SPECIFICATIONS

	1	2
4FFOR-CAP	9/16 - 18	
6FFOR-CAP	11/16 - 16	
8FFOR-CAP	13/16 - 16	
10FFOR-CAP	1 - 14	
12FFOR-CAP	1 3/16 - 12	
16FFOR-CAP	1 7/16 - 12	
20FFOR-CAP	1 11/16 - 12	
24FFOR-CAP	2 - 12	

Female FF Nut



SPECIFICATIONS

	1	2
4FFOR-NUT	9/16 - 18	
6FFOR-NUT	11/16 - 16	
8FFOR-NUT	13/16 - 16	
10FFOR-NUT	1 - 14	
12FFOR-NUT	1 3/16 - 12	
16FFOR-NUT	1 7/16 - 12	
20FFOR-NUT	1 11/16 - 12	
24FFOR-NUT	2 - 12	

Female FF O-Ring Swivel to Female FF O-Ring Swivel

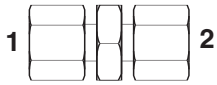

SPECIFICATIONS

	1	2
4FFORX-4FFORX	9/16 - 18	
6FFORX-6FFORX	11/16 - 16	
8FFORX-8FFORX	13/16 - 16	
10FFORX-10FFORX	1 - 14	
12FFORX-12FFORX	1 3/16 - 12	
16FFORX-16FFORX	1 7/16 - 12	
20FFORX-20FFORX	1 11/16 - 12	

Female FF O-Ring Swivel to Male Boss 90°

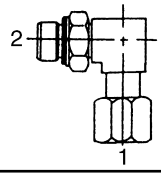

SPECIFICATIONS

	1	2
4FFORX-4MB90	9/16 - 18	7/16 - 20
6FFORX-6MB90	11/16 - 16	9/16 - 18
8FFORX-8MB90	13/16 - 16	3/4 - 16
10FFORX-10MB90	1 - 14	7/8 - 14
12FFORX-12MB90	1 3/16 - 12	1 1/16 - 12
16FFORX-16MB90	1 7/16 - 12	1 5/16 - 12
20FFORX-20MB90	1 11/16 - 12	1 5/8 - 12
24FFORX-24MB90	2 - 12	2 - 12

Female FF O-Ring Bulkhead Locknut

SPECIFICATIONS

	1	2
4FFOR-BLKHD-NUT	9/16 - 18	
6FFOR-BLKHD-NUT	11/16 - 16	
8FFOR-BLKHD-NUT	13/16 - 16	
10FFOR-BLKHD-NUT	1 - 14	
12FFOR-BLKHD-NUT	1 3/16 - 12	
16FFOR-BLKHD-NUT	1 7/16 - 12	
20FFOR-BLKHD-NUT	1 11/16 - 12	
24FFOR-BLKHD-NUT	2 - 12	

Male JIC to Male FF O-Ring

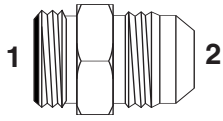

SPECIFICATIONS

	1	2
4MJ-4MFFOR	7/16 - 20	9/16 - 18
6MJ-6MFFOR	9/16 - 18	11/16 - 16
8MJ-8MFFOR	3/4 - 16	13/16 - 16
10MJ-10MFFOR	7/8 - 14	1 - 14
12MJ-12MFFOR	1 1/16 - 12	1 3/16 - 12
16MJ-16MFFOR	1 5/16 - 12	1 7/16 - 12
20MJ-20MFFOR	1 5/8 - 12	1 11/16 - 12
24MJ-24MFFOR	1 7/8 - 12	2 - 12

Male JIC to Male FF O-Ring 45°

SPECIFICATIONS

	1	2
4MJ-4MFFOR45	7/16 - 20	9/16 - 18
6MJ-6MFFOR45	9/16 - 18	11/16 - 16
8MJ-8MFFOR45	3/4 - 16	13/16 - 16
10MJ-10MFFOR45	7/8 - 14	1 - 14
12MJ-12MFFOR45	1 1/16 - 12	1 3/16 - 12
16MJ-16MFFOR45	1 5/16 - 12	1 7/16 - 12

Male JIC to Female FF O-Ring Swivel

SPECIFICATIONS

	1	2
4MJ-4FFORX	7/16 - 20	9/16 - 18
6MJ-6FFORX	9/16 - 18	11/16 - 16
8MJ-8FFORX	3/4 - 16	13/16 - 16
10MJ-10FFORX	7/8 - 14	1 - 14
12MJ-12FFORX	1 1/16 - 12	1 3/16 - 12
16MJ-16FFORX	1 5/16 - 12	1 7/16 - 12

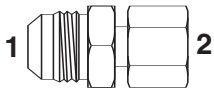

Male JIC to Male FF O-Ring 90°

SPECIFICATIONS

	1	2
4MJ-4MFFOR90	7/16 - 20	9/16 - 18
6MJ-6MFFOR90	9/16 - 18	11/16 - 16
8MJ-8MFFOR90	3/4 - 16	13/16 - 16
10MJ-10MFFOR90	7/8 - 14	1 - 14
12MJ-12MFFOR90	1 1/16 - 12	1 3/16 - 12
16MJ-16MFFOR90	1 5/16 - 12	1 7/16 - 12

FF O-Ring

SPECIFICATIONS

4ORFF
6ORFF
8ORFF
10ORFF
12ORFF
16ORFF
20ORFF
24ORFF



Fluid Conducting Swivels Provide

- **Design Versatility**
- **Simplified Plumbing**
- **Longer Flex Hose Life**
- **Ease of Maintenance**

DESIGN FEATURES:

- Hardened carbon steel barrel and stem – Large wear surface
- Protective treatment meeting S.A.E. hose fitting standards
- Chrome retainer balls – Long Life
- Standard O-Ring and back-up ring – Field replaceable seal kits
- Copper filled furnace braze joints
- Heavy duty retainer ring
- Stem annealed – Reduced breakage from shock and vibration
- Burnished barrel bore – Extended seal life
- Optional seal material
- Recessed and protected dust seals

BARREL CONFIGURATION	STEM CONFIGURATION
"S" Series / In-Line Swivel Joint Sizes - ¼" through 2" pipe size Connection types - J.I.C. & pipe (male & female) Operating pressures - vacuum & to 3,000 psi Operating temperatures - +40°F to +200°F	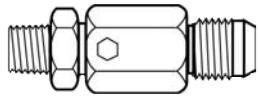
"9S" Series / 90° Swivel Joint Sizes - ¼" through 2" pipe size Connection types - J.I.C. & O-Ring (male), pipe (male & female rigid) & union Operating pressures - vacuum & to 3,000 psi Operating temperatures - +40°F to +200°F	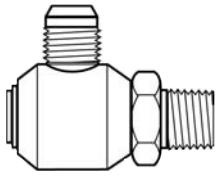
"9SS" Series / Dual Plane Swivel Joint Sizes - ¼" through 1 ¼" pipe size Connection types - J.I.C. & O-Ring (male), pipe (male & female) Operating pressures - vacuum & to 3,000 psi Operating temperatures - +40°F to 200°F	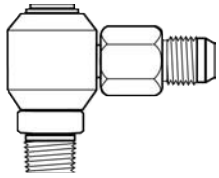
"18S" Series / 180° Swivel Joint Sizes - ¼" through 2" pipe size Connection types - J.I.C. (male), pipe (male & female rigid) & union Operating pressures - vacuum & to 3,000 psi Operating temperatures - +40°F to 200°F	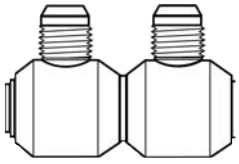

This Product Is Not For Pneumatic Applications

S Series / In-Line 3,000 psi / Full Flow

Male JIC to Female Pipe

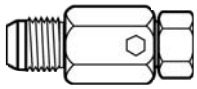

SPECIFICATIONS

	TUBE O.D. (IN.)	FEMALE PIPE (IN.)
S6J6-PF4	⅜	¼
S6J8-PF6	½	⅜
S8J10-PF8	⅝	½
S8J12-PF12	¾	¾
S16J16-PF16	1	1
S20J20-PF20	1 ¼	1 ¼
S24J24-PF24	1 ½	1 ½
S32J32-PF32	2	2

Female Pipe to Male Pipe

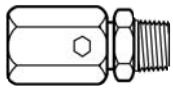

SPECIFICATIONS

	FEMALE PIPE (IN.)	MALE PIPE (IN.)
S6PF4-P4	¼	¼
S6PF6-P6	⅜	⅜
S8PF8-P8	½	½
S8PF12-P12	¾	¾
S16PF16-P16	1	1
S20PF20-P20	1 ¼	1 ¼
S24PF24-P24	1 ½	1 ½
S32PF32-P32	2	2

Male JIC to Male Pipe

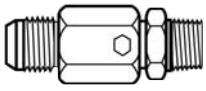

SPECIFICATIONS

	TUBE O.D. (IN.)	MALE PIPE (IN.)
S6J6-P4	⅜	¼
S6J8-P6	½	⅜
S8J10-P8	⅝	½
S8J12-P12	¾	¾
S16J16-P16	1	1
S20J20-P20	1 ¼	1 ¼
S24J24-P24	1 ½	1 ½
S32J32-P32	2	2

Female Pipe to Female Pipe

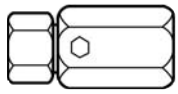

SPECIFICATIONS

	FEMALE PIPE (IN.)	FEMALE PIPE (IN.)
S6PF4-PF4	¼	¼
S6PF6-PF6	⅜	⅜
S8PF8-PF8	½	½
S8PF12-PF12	¾	¾
S16PF16-PF16	1	1
S20PF20-PF20	1 ¼	1 ¼
S24PF24-PF24	1 ½	1 ½
S32PF32-PF32	2	2

Male JIC to Solid Female JIC

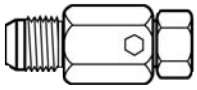

SPECIFICATIONS

	TUBE O.D. (IN.)	TUBE O.D. (IN.)
S6J6-JF6	⅜	⅜
S6J8-JF8	½	½
S8J10-JF10	⅝	⅝
S8J12-JF12	¾	¾
S16J16-JF16	1	1
S20J20-JF20	1 ¼	1 ¼
S24J24-JF24	1 ½	1 ½
S32J32-JF32	2	2

9S Series / 90° 3,000 psi / Pressure Balanced

Female Pipe Swivel Union to Male Pipe

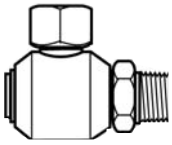

SPECIFICATIONS

	FEMALE PIPE (IN.)	MALE PIPE (IN.)
9S6PU4-P4	¼	¼
9S6PU4-P6	¼	⅜
9S6PU6-P4	⅜	¼
9S6PU6-P6	⅜	⅜
9S8PU8-P8	½	½
9S12PU12-P12	¾	¾
9S16PU16-P16	1	1
9S20PU20-P20	1 ¼	1 ¼
9S24PU24-P24	1 ½	1 ½
9S32PU32-P32	2	2

Male Pipe to Male Pipe

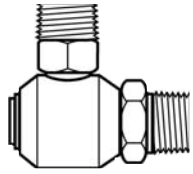

SPECIFICATIONS

	MALE PIPE (IN.)	MALE PIPE (IN.)
9S6P4-P4	¼	¼
9S6P6-P4	⅜	¼
9S6P4-P6	¼	⅜
9S6P6-P6	⅜	⅜
9S8P8-P8	½	½
9S12P12-P12	¾	¾
9S16P16-P16	1	1
9S20P20-P20	1 ¼	1 ¼
9S24P24-P24	1 ½	1 ½
9S32P32-P32	2	2

9S Series / 90° 3,000 psi / Pressure Balanced

Male JIC to Male JIC

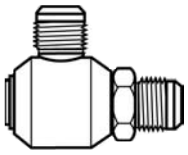

SPECIFICATIONS

	TUBE O.D. (IN.)	TUBE O.D. (IN.)
9S6J6-J5	3/8	5/16
9S6J5-J5	5/16	5/16
9S6J5-J6	5/16	3/8
9S6J6-J6	3/8	3/8
9S6J6-J8	3/8	1/2
9S6J8-J8	1/2	1/2
9S8J10-J10	5/8	5/8
9S12J12-J12	3/4	3/4
9S16J16-J16	1	1
9S20J20-J20	1 1/4	1 1/4
9S24J24-J24	1 1/2	1 1/2
9S32J32-J32	2	2

Male JIC to Female Pipe

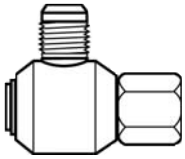

SPECIFICATIONS

	TUBE O.D. (IN.)	FEMALE PIPE (IN.)
9S6J5-PF4	5/16	1/4
9S6J5-PF6	5/16	3/8
9S6J6-PF4	3/8	1/4
9S6J6-PF6	3/8	3/8
9S6J8-PF6	1/2	3/8
9S8J10-PF8	5/8	1/2
9S12J12-PF12	3/4	3/4
9S16J16-PF16	1	1
9S20J20-PF20	1 1/4	1 1/4
9S24J24-PF24	1 1/2	1 1/2
9S32J32-PF32	2	2

Male JIC to Male O-Ring

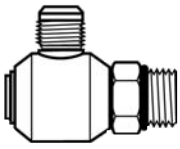

SPECIFICATIONS

	TUBE O.D. (IN.)	FEMALE PIPE (IN.)
9S6J4-O4	5/16	3/8
9S6J6-O6	3/8	3/8
9S6J6-O8	3/8	1/2
9S6J8-O8	1/2	1/2
9S8J10-O10	5/8	5/8
9S12J12-O12	3/4	3/4
9S16J16-O16	1	1
9S20J20-O20	1 1/4	1 1/4
9S24J24-O24	1 1/2	1 1/2
9S32J32-O32	2	2

Male JIC to Male Pipe

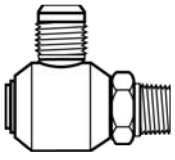

SPECIFICATIONS

	TUBE O.D. (IN.)	FEMALE PIPE (IN.)
9S6J5-P4	5/16	1/4
9S6J5-P6	5/16	3/8
9S6J6-P4	3/8	1/4
9S6J6-P6	3/8	3/8
9S6J8-P6	1/2	3/8
9S8J10-P8	5/8	1/2
9S12J12-P12	3/4	3/4
9S16J16-P16	1	1
9S20J20-P20	1 1/4	1 1/4
9S24J24-P24	1 1/2	1 1/2
9S32J32-P32	2	2

Female Pipe Swivel Union to Female Pipe

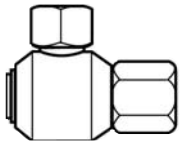

SPECIFICATIONS

	FEMALE PIPE (IN.)	FEMALE PIPE (IN.)
9S6PU4-PF4	1/4	1/4
9S6PU4-PF6	1/4	3/8
9S6PU6-PF4	3/8	1/4
9S6PU6-PF6	3/8	3/8
9S8PU8-PF8	1/2	1/2
9S12PU12-PF12	3/4	3/4
9S16PU16-PF16	1	1
9S20PU20-PF20	1 1/4	1 1/4
9S24PU24-PF24	1 1/2	1 1/2
9S32PU32-PF32	2	2

Female Pipe Swivel Union to O-Ring

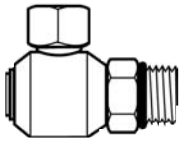

SPECIFICATIONS

	FEMALE PIPE (IN.)	TUBE O.D. (IN.)
9S6PU4-O6	1/4	3/8
9S6PU6-O6	3/8	3/8
9S6PU6-O8	3/8	1/2
9S6PU8-O8	1/2	1/2
9S8PU8-O10	1/2	5/8
9S12PU12-O12	3/4	3/4
9S16PU16-O16	1	1
9S20PU20-O20	1 1/4	1 1/4
9S24PU24-O24	1 1/2	1 1/2
9S32PU32-O32	2	2

Male Pipe to Female Pipe

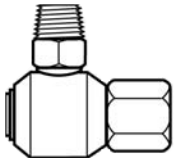

SPECIFICATIONS

	MALE PIPE (IN.)	FEMALE PIPE (IN.)
9S6P4-PF4	1/4	1/4
9S6P6-PF4	3/8	1/4
9S6P4-PF6	1/4	3/8
9S6P6-PF6	3/8	3/8
9S8P8-PF8	1/2	1/2
9S12P12-PF12	3/4	3/4
9S16P16-PF16	1	1
9S20P20-PF20	1 1/4	1 1/4
9S24P24-PF24	1 1/2	1 1/2
9S32P32-PF32	2	2

Male Pipe to O-Ring

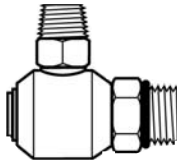

SPECIFICATIONS

	MALE PIPE (IN.)	TUBE O.D. (IN.)
9S6P4-O5	1/4	5/16
9S6P4-O6	1/4	3/8
9S6P6-O5	3/8	5/16
9S6P6-O6	3/8	3/8
9S6P6-O8	3/8	1/2
9S8P8-O10	1/2	5/8
9S12P12-O12	3/4	3/4
9S16P16-O16	1	1
9S20P20-O20	1 1/4	1 1/4
9S24P24-O24	1 1/2	1 1/2
9S32P32-O32	2	2

9S Series / 90° 3,000 psi / Pressure Balanced

Female Pipe to Male Pipe

SPECIFICATIONS

	FEMALE PIPE (IN.)	MALE PIPE (IN.)
9S6PF4-P4	¼	¼
9S6PF4-P6	¼	⅜
9S6PF6-P4	⅜	¼
9S6PF6-P6	⅜	⅜
9S8PF8-P8	½	½
9S12PF12-P12	¾	¾
9S16PF16-P16	1	1
9S20PF20-P20	1 ¼	1 ¼
9S24PF24-P24	1 ½	1 ½
9S32PF32-P32	2	2

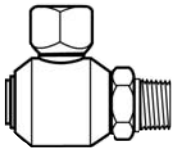

Female Pipe to Female Pipe

SPECIFICATIONS

	FEMALE PIPE (IN.)	FEMALE PIPE (IN.)
9S6PF4-PF4	¼	¼
9S6PF4-PF6	¼	⅜
9S6PF6-PF4	⅜	¼
9S6PF6-PF6	⅜	⅜
9S8PF8-PF8	½	½
9S12PF12-PF12	¾	¾
9S16PF16-PF16	1	1
9S20PF20-PF20	1 ¼	1 ¼
9S24PF24-PF24	1 ½	1 ½
9S32PF32-PF32	2	2

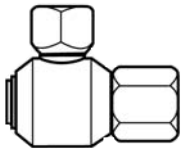

Female Pipe to O-Ring

SPECIFICATIONS

	FEMALE PIPE (IN.)	TUBE O.D. (IN.)
9S6PF4-O6	¼	⅜
9S6PF6-O6	⅜	⅜
9S8PF8-O10	½	⅝
9S12PF12-O12	¾	¾
9S16PF16-O16	1	1
9S20PF20-O20	1 ¼	1 ¼
9S24PF24-O24	1 ½	1 ½
9S32PF32-O32	2	2

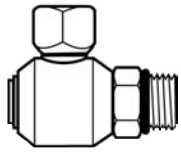

Male Pipe to Male JIC

SPECIFICATIONS

	MALE PIPE (IN.)	TUBE O.D. (IN.)
9S6P4-J5	¼	5/16
9S6P4-J6	¼	⅜
9S6P6-J5	⅜	5/16
9S6P6-J6	⅜	⅜
9S8P8-J10	½	⅝
9S12P12-J12	¾	¾
9S16P16-J16	1	1
9S20P20-J20	1 ¼	1 ¼
9S24P24-J24	1 ½	1 ½
9S32P32-J32	2	2

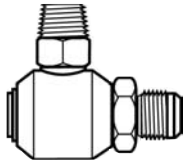

9SS Series / 90° 3,000 psi / Dual Plane

Male JIC to Male O-Ring

SPECIFICATIONS

	TUBE O.D. (IN.)	TUBE O.D. (IN.)
9SS6J6-O6	⅜	⅜
9SS6J6-O8	⅜	½
9SS6J8-O8	½	½
9SS8J10-O10	⅝	⅝
9SS12J12-O12	¾	¾
9SS16J16-O16	1	1
9SS20J20-O20	1 ¼	1 ¼

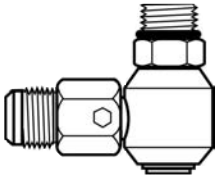

Seal Kits

Kits as listed contain dust and fluid seals with retaining rings, balls, and plugs as applicable.

S-Series

SPECIFICATIONS

	BODY SIZE
S6-1	S6
S8-1	S8
S14-1	S14
S16-1	S16
S20-1	S20
S24-1	S24
S32-1	S32

9S-Series

SPECIFICATIONS

	BODY SIZE
9S6-1	9S6
9S8-1	9S8
9S12-1	9S12
9S16-1	9S16
9S20-1	9S20
9S24-1	9S24
9S32-1	9S32

British to SAE

Male British Standard Pipe Tapered Thread to Male JIC 37° Flare

SPECIFICATIONS

	THREAD SIZE	
	MBSPT	MJ
2MBSPT-4MJ	1/8 – 28	7/16 – 20
4MBSPT-4MJ	1/4 – 19	7/16 – 20
4MBSPT-6MJ	1/4 – 19	9/16 – 18
6MBSPT-6MJ	3/8 – 19	9/16 – 18
6MBSPT--8MJ	3/8 – 19	3/4 – 16
8MBSPT--8MJ	1/2 – 14	3/4 – 16
12MBSPT--12MJ	3/4 – 14	1 1/16 – 12

Male British Standard Pipe Parallel to Male JIC 37° Flare

SPECIFICATIONS

	THREAD SIZE	
	MBSPP	MJ
4MBSPP-4MJ	1/4 – 19	7/16 – 20
6MBSPP-6MJ	3/8 – 19	9/16 – 18
8MBSPP-8MJ	1/2 – 14	3/4 – 16
12MBSPP-12MJ	3/4 – 14	1 1/16 – 12

Male British Tapered Thread to JIC Flare – 90°

SPECIFICATIONS

	THREAD SIZE	
	MBSPT	MJ
4MBSPT-4MJ90	1/4 – 19	7/16 – 20
6MBSPT-6MJ90	3/8 – 19	9/16 – 18
6MBSPT-8MJ90	3/8 – 19	3/4 – 16
8MBSPT-8MJ90	1/2 – 14	3/4 – 16
12MBSPT-12MJ90	3/4 – 14	1 1/16 – 12

Male British Standard Pipe Parallel to Female Pipe NPTF

SPECIFICATIONS

	THREAD SIZE	
	MBSPP	FP (NPTF)
4MBSPP-4FP	1/4 – 19	1/4 – 18
6MBSPP-6FP	3/8 – 19	3/8 – 18
8MBSPP-6FP	1/2 – 14	3/8 – 18
8MBSPP-8FP	1/2 – 14	1/2 – 14
12MBSPP-12FP	3/4 – 14	3/4 – 14

Male British Standard Pipe Parallel to Male Pipe NPTF

SPECIFICATIONS

	THREAD SIZE	
	MBSPP	MP (NPTF)
4MBSPP-4MP	1/4 – 19	1/4 – 18
6MBSPP-6MP	3/8 – 19	3/8 – 18
8MBSPP-8MP	1/2 – 14	1/2 – 14
12MBSPP-12MP	3/4 – 14	3/4 – 14



Male British Standard Pipe Parallel with O-Ring to Male JIC 37° Flare

SPECIFICATIONS

	THREAD SIZE	
	MBSPP	MJ
2MBSPPOR-4MJ	1/8 – 28	7/16 – 20
4MBSPPOR-4MJ	1/4 – 19	7/16 – 20
4MBSPPOR-6MJ	1/4 – 19	9/16 – 18
6MBSPPOR-6MJ	3/8 – 19	9/16 – 18
6MBSPPOR-8MJ	3/8 – 19	3/4 – 16
8MBSPPOR-6MJ	1/2 – 14	9/16 – 18
8MBSPPOR-8MJ	1/2 – 14	3/4 – 16
12MBSPPOR-12MJ	3/4 – 14	1 1/16 – 12

**Assortments available*

Metric Conversion Adapters

Male Metric with O-Ring to Female Pipe NPTF

SPECIFICATIONS

	THREAD SIZE	
	MM	FP (NPTF)
10MM-2FP	M10X1.5	1/8 – 27
12MM-4FP	M12X1.5	1/4 – 18
14MM-4FP	M14X1.5	1/4 – 18
16MM-6FP	M16X1.5	3/8 – 18
18MM-6FP	M18X1.5	3/8 – 18
18MM-8FP	M18X1.5	1/2 – 14
22MM-12FP	M22X1.5	1/2 – 14
27MM-12FP	M27X2.0	3/4 – 14

Male Metric with O-Ring to Male JIC 37° Flare

SPECIFICATIONS

	THREAD SIZE	
	MM	MJ
10MM-4MJ	M10X1.0	7/16 – 20
12MM-4MJ	M12X1.5	7/16 – 20
14MM-6MJ	M14X1.5	9/16 – 18
16MM-6MJ	M16X1.5	9/16 – 18
16MM-8MJ	M16X1.5	3/4 – 16
18MM-8MJ	M18X1.5	3/4 – 16
18MM-10MJ	M18X1.5	7/8 – 14
20MM-10MJ	M20X1.5	7/8 – 14
22MM-10MJ	M22X1.5	7/8 – 14
22MM-12MJ	M22X1.5	1 1/16 – 12
26MM-12MJ	M26X1.5	1 1/16 – 12
27MM-12MJ	M27X2.0	1 1/16 – 12

Male Metric with O-Ring to Male JIC 37° Flare – 90°

SPECIFICATIONS

	THREAD SIZE	
	MM	MJ
12MM-4MJ90	M12X1.5	7/16 – 20
14MM-4MJ90	M14X1.5	7/16 – 20
14MM-6MJ90	M14X1.5	9/16 – 18
16MM-6MJ90	M16X1.5	9/16 – 18
18MM-10MJ90	M18X1.5	3/4 – 16
22MM-8MJ90	M22X1.5	3/4 – 16
18MM-10MJ90	M18X1.5	7/8 – 14
22MM-10MJ90	M22X1.5	7/8 – 14
22MM-12MJ90	M22X1.5	1 1/16 – 12

Male DIN 24° Cone – Light Series to Male JIC 37° Flare

SPECIFICATIONS

	THREAD SIZE	
	MDL	MJ
8MDL-4MJ	M14X1.5	7/16 – 20
10MDL-6MJ	M16X1.5	9/16 – 18
12MDL-6MJ	M18X1.5	9/16 – 18
15MDL-8MJ	M22X1.5	3/4 – 16
18MDL-8MJ	M26X1.5	7/8 – 14
22MDL-12MJ	M30X2.0	1 1/16 – 12

Female DIN 24° Cone Swivel – Light Series to Male JIC 37° Flare

SPECIFICATIONS

	THREAD SIZE	
	FDLX	MJ
8FDLX-4MJ	M14X1.5	7/16 – 20
10FDLX-6MJ	M16X1.5	9/16 – 18
12FDLX-6MJ	M18X1.5	9/16 – 18
15FDLX-8MJ	M22X1.5	3/4 – 16
22FDLX-12MJ	M30X2.0	1 1/16 – 12

**Assortments available*

International to International

Female British Standard Pipe Parallel Cap

SPECIFICATIONS

	THREAD SIZE
2FBSPP-CAP	1/8 – 28
4FBSPP-CAP	1/4 – 19
6FBSPP-CAP	3/8 – 19
8FBSPP-CAP	1/2 – 14
12FBSPP-CAP	3/4 – 14

Male British Standard Pipe Tapered Thread Plug

SPECIFICATIONS

	THREAD SIZE
2MBSPT-PLUG	1/8 – 28
4MBSPT-PLUG	1/4 – 19
6MBSPT-PLUG	3/8 – 19
8MBSPT-PLUG	1/2 – 14
12MBSPT-PLUG	3/4 – 14

Male British Standard Pipe Parallel Plug

SPECIFICATIONS

	THREAD SIZE
2MBSPP-PLUG	1/8 – 28
4MBSPP-PLUG	1/4 – 19
6MBSPP-PLUG	3/8 – 19
8MBSPP-PLUG	1/2 – 14
12MBSPP-PLUG	3/4 – 14

Bonded Seal for British Thread

SPECIFICATIONS

	REF #	INSIDE DIAMETER
BS00-02	2BBDS	3/8
BS00-04	4BBDS	17/32
BS00-06	6BBDS	21/32
BS00-08	8BBDS	13/16
BS00-10	10BBDS	29/32
BS00-12	12BBDS	1 1/32
BS00-16	16BBDS	1 11/32
BS00-20	20BBDS	1 21/32
BS00-24	24BBDS	1 7/8
BS00-32	32BBDS	2 11/32

Also available in stainless steel

Bonded Seal for Metric Thread

Also available in stainless steel

SPECIFICATIONS

	REF #	INSIDE DIAMETER
MS00-06MM	6MBDS	6
MS00-08MM	8MBDS	8
MS00-10MM	10MBDS	10
MS00-12MM	12MBDS	12
MS00-14MM	14MBDS	14
MS00-16MM	16MBDS	16
MS00-18MM	18MBDS	18
MS00-20MM	20MBDS	20
MS00-22MM	22MBDS	22
MS00-24MM	24MBDS	24
MS00-26MM	26MBDS	26
MS00-7MM	27MBDS	27
MS00-30MM	30MBDS	30
MS00-33MM	33MBDS	33
MS00-36MM	36MBDS	36
MS00-42MM	42MBDS	42
MS00-52MM	52MBDS	52

Male DIN 24° Cone – Light Series Plug

SPECIFICATIONS

	THREAD SIZE
6MDL-PLUG	M12X1.5
8MDL-PLUG	M14X1.5
10MDL-PLUG	M16X1.5
12MDL-PLUG	M18X1.5
15MDL-PLUG	M22X1.5
18MDL-PLUG	M26X1.5
22MDL-PLUG	M30X2.0

Female DIN 24° Cone – Light Series Cap

SPECIFICATIONS

	THREAD SIZE
6FDL-CAP	M12X1.5
8FDL-CAP	M14X1.5
10FDL-CAP	M16X1.5
12FDL-CAP	M18X1.5
15FDL-CAP	M22X1.5
18FDL-CAP	M26X1.5
22FDL-CAP	M30X2.0

**Assortments available*

Japanese Conversion

Female Japanese Industrial Standard Cap

SPECIFICATIONS

	THREAD SIZE
4FJIS-CAP	¼ – 19
6FJIS-CAP	⅜ – 19
8FJIS-CAP	½– 14
12FJIS-CAP	¾ – 14

Male Komatsu Plug

SPECIFICATIONS

	THREAD SIZE
4MK-PLUG	M14X1.5
6MK-PLUG	M18X1.5
8MK-PLUG	M22X1.5
10MK-PLUG	M24X1.5
12MK-PLUG	M30X1.5

Male Japanese Industrial Standard Plug

SPECIFICATIONS

	THREAD SIZE
4MJIS-PLUG	¼ – 19
6MJIS-PLUG	⅜ – 19
8MJIS-PLUG	½– 14
12MJIS-PLUG	¾ – 14

Male Komatsu to Male Komatsu

SPECIFICATIONS

	THREAD SIZE
4MK-4MK	M14X1.5
6MK-6MK	M18X1.5
8MK-8MK	M22X1.5
10MK-10MK	M24X1.5
12MK-12MK	M30X1.5

Female Komatsu Cap

SPECIFICATIONS

	THREAD SIZE
4FK-CAP	M14X1.5
6FK-CAP	M18X1.5
8FK-CAP	M22X1.5
10FK-CAP	M24X1.5
12FK-CAP	M30X1.5

Male Komatsu to Male JIC 37° Flare

SPECIFICATIONS

	THREAD SIZE
4MK-4MJ	½ – 20
6MK-6MJ	9⁄16 – 18
8MK-8MJ	¾ – 16
10MK-10MJ	⅞ – 14
12MK-12MJ	1 1⁄16 – 14

O-Rings

Boss O-Ring

For Straight Tube Fittings



FEATURES:
- Nitrile (Buna-N)
- 70 durometer

SPECIFICATIONS

	INSIDE DIAMETER (IN.)
3OR	.301
4OR	.351
5OR	.414
6OR	.468
8OR	.644
10OR	.755
12OR	.924
14OR	1.047
16OR	1.171
20OR	1.475
24OR	1.720
32OR	2.337

Flange O-Ring

Code 61 & 62

FEATURES:
- Nitrile (Buna-N)
- 90 durometer
- ⅛" thick

SPECIFICATIONS

	INSIDE DIAMETER (IN.)
10FLOR	.859
12FLOR	.984
16FLOR	1.296
20FLOR	1.484
24FLOR	1.984
32FLOR	2.234

Green Viton 75 Duro O-Rings

SPECIFICATIONS

	INSIDE DIAMETER
8FLOR-VITON	0.734
10FLOR-VITON	0.859
12FLOR-VITON	0.984
16FLOR-VITON	1.296
20FLOR-VITON	1.484
24FLOR-VITON	1.859
32FLOR-VITON	2.234

NOTE: For use with EPA approved fluids or Phosphate Esters

Flat Face O-Rings

For Flat Face Fittings



FEATURES:
- Nitrile polymer for use with petroleum based hydraulic fluids, water, glycol & oil water emulsions

SPECIFICATIONS

	INSIDE DIAMETER
4ORFF	0.301
6ORFF	0.364
8ORFF	0.489
10ORFF	0.614
12ORFF	0.739
16ORFF	0.926
20ORFF	1.176
24ORFF	1.489

British Seal O-Rings

FEATURES:
- Bonded seal for British pipe fittings w/metal ring

SPECIFICATIONS

	INSIDE DIAMETER
4BPPOR	0.540
6BPPOR	0.682
8BPPOR	0.850
10BPPOR	0.925
12BPPOR	1.062
16BPPOR	1.338
32BPPOR	2.389

O-Ring Kit

PART # O-RING-DISPLAY

Satisfaction Guaranteed

CONTENTS OF KIT INCLUDES

Flange O-Rings

FOR KOMATSU

KIT INCLUDES

	DESCRIPTION	QUANTITY PER KIT (PCS.)
10FLOR	O-Ring 10FL	10
12FLOR	O-Ring 12FL	10
16FLOR	O-Ring 16FL	10
20FLOR	O-Ring 20FL	10
24FLOR	O-Ring 24FL	10

Male Boss O-Rings

KIT INCLUDES

	DESCRIPTION	QUANTITY PER KIT (PCS.)
4OR	O-Ring 4MB	10
5OR	O-Ring 5MB	10
6OR	O-Ring 6MB	10
8OR	O-Ring 8MB	10
10OR	O-Ring 10MB	10
12OR	O-Ring 12MB	10
14OR	O-Ring 14MB	10
16OR	O-Ring 16MB	10
20OR	O-Ring 20MB	10

Flat Face O-Rings

KIT INCLUDES

	DESCRIPTION	QUANTITY PER KIT (PCS.)
4ORFF	O-Ring	10
6ORFF	O-Ring	10
8ORFF	O-Ring	10
10ORFF	O-Ring	10
12ORFF	O-Ring	10
16ORFF	O-Ring	10
20ORFF	O-Ring	10

O-Ring Kit

PART # 650-KIT-BN70

FEATURES:

- 380 O-Rings in 30 most popular sizes
- Handy, sturdy plastic carrying case
- All components easily replaceable and refillable

KIT INCLUDES

REPLACEMENT O-RING	PEG #	NOMINAL SIZE I.D. (IN.)	O.D. (IN.)	WIDTH (IN.)	# OF RINGS IN EACH SIZE
-006	-1	1/6	1/4	1/16	16
-007	-2	5/32	9/32	1/16	16
-008	-3	3/16	5/16	1/16	16
-009	-4	7/32	11/32	1/16	16
-010	-5	1/4	3/8	1/16	16
-011	-6	5/16	7/16	1/16	16
-012	-7	3/8	1/2	1/16	16
-110	-8	3/8	9/16	3/32	16
-111	-9	7/16	5/8	3/32	16
-112	-10	1/2	11/16	3/32	16
-113	-11	9/16	3/4	3/32	16
-114	-12	5/8	13/16	3/32	16
-115	-13	11/16	7/8	3/32	16
-116	-14	3/4	15/16	3/32	16
-210	-15	3/4	1	1/8	12
-211	-16	13/16	1 1/16	1/8	12
-212	-17	7/8	1 1/8	1/8	12
-213	-18	15/16	1 3/16	1/8	12
-214	-19	1	1 1/4	1/8	12
-215	-20	1 1/16	1 5/16	1/8	12
-216	-21	1 1/8	1 3/8	1/8	12
-217	-22	1 3/16	1 7/16	1/8	12
-218	-23	1 1/4	1 1/2	1/8	12
-219	-24	1 5/16	1 9/16	1/8	12
-220	-25	1 3/8	1 5/8	1/8	7
-221	-26	1 7/16	1 11/16	1/8	7
-222	-27	1 1/2	1 3/4	1/8	7
-325	-28	1 1/2	1 7/8	3/16	5
-326	-29	1 5/8	2	3/16	5
-327	-30	1 3/4	2 1/8	3/16	5

O-Ring Kit Metric

PART # 651-KIT-BN70

FEATURES:

- 392 O-Rings in 30 popular German, British and Swedish metric sizes
- Handy, sturdy plastic carrying case
- All components easily replaceable and refillable

KIT INCLUDES

REPLACEMENT O-RING	WIDTH (MM)	INSIDE DIAMETER (MM)	# OF RINGS IN EACH SIZE
204-003	2	3	14
204-004	2	4	14
204-005	2	5	14
204-006	2	6	14
204-007	2	7	14
204-008	2	8	14
204-010	2	10	14
206-110	2.5	10	16
206-111	2.5	11	16
206-112	2.5	12	16
206-114	2.5	14	16
206-116	2.5	16	16
206-117	2.5	17	16
206-119	2.5	19	16
206-319	3	19	14
206-320	3	20	14
206-322	3	22	14
206-324	3	24	14
206-325	3	25	14
206-327	3	27	14
206-328	3	28	14
206-330	3	30	14
206-332	3	32	14
206-333	3	33	14
206-335	3	35	8
206-336	3	36	8
206-338	3	38	8
204-138	4	38	6
204-141	4	41	6
204-144	4	44	6

Standard Splicing Kit

PART # 660-KIT-BN70

FEATURES:

- One 5' length of cord in each of five A.S. cross sections: .070, .103, .139, .210, .275
- Step by step instructions included
- Razor blade, cutting and splicing jig, and one tube of quick drying cement
- Replacement cord readily available
- Handy, sturdy plastic carrying case

Flat Face O-Ring Assortment

PART # FFORING-KIT

FEATURES

- For use with flange fittings.
- Contains 120 o-rings in 6 sizes.

Nitrile polymer for use with petroleum based hydraulic fluids, water, glycol and oil water emulsions.

KIT INCLUDES

	QUANTITY	SIZE
4ORFF	20	¼
6ORFF	20	⅜
8ORFF	20	½
10ORFF	20	⅝
12ORFF	20	¾
16ORFF	20	1
05-206	1	–

Caterpillar D-Ring Kit

PART # A-BD5P8433

FEATURES

- Bulldog hose coupling flange seals.
- Contains 70 pieces in 9 sizes.
- For use with XT-5 and XT-6 flange connections

KIT INCLUDES

A-BD1P3700
A-BD1P3702
A-BD1P3703
A-BD1P3704
A-BD1P3705
A-BD1P3706
A-BD1P3707
A-BD1P3708
A-BD1P3709

Weasler

Ag Parts

ITEM	PAGE #
PTO Solutions Part # Guide	179
Quick Reference For North America	
Cross & Bearing Kits	180
Shafting	180
Tubing	180
6 Series	
Spring-Lok Tractor Yoke	181
Quick Disconnect Tractor Yoke	181
Cross & Bearing Kit	181
Shaft Weld Yoke	181
Implement Yokes	182
Shaft ¾" x ⅞" Rectangular	182
Slip Sleeve ¾" x ⅞" Rectangular	182
Tube 1" x 1 ⅛" Rectangular O.D.	182
Tube Weld Yoke	182
Spline Bore Yoke	182
Shear Pin Yoke	182
Square Bore Yoke	182
Round Bore Keyway & Set Screw Yoke	182
Clamp Yoke	183
Slip Sleeve Yoke	183
Plastic Guards	183
Yoke & Shaft Assembly	183
Yoke & Tube Assembly 1" x 1 ⅛" Tube	183
12 Series	
Spring-Lok (Collar Type) Tractor Yoke	184
Quick Disconnect Tractor Yoke	184
Ball Shear Device	184
Cross & Bearing Kit	184
Shaft Weld Yoke	185
Shaft 1" x 1 ⅛" Rectangular	185
Slip Sleeve 1" x 1 ⅛" Rectangular	185
Tube 1 ¼" x 1 ⅞" Rectangular O.D.	185
Tube Weld Yoke	185
Implement Yokes	185
Spline Bore Yoke	185
Shear Pin Yoke	185
Square Bore Yoke	185
Hexagon Bore Yoke	185
Round Bore With Keyway & Set Screw	186
Guard	186
Plastic Guard	186
Yoke & Shaft Assembly 1" x 1 ⅛" Shaft	186
Yoke & Tube Assembly 1 ¼" x 1 ⅜" Tube	186
14 Series	
Spring-Lok Tractor Yoke	187
Ball Shear Device Tractor Yoke	187
Quick Disconnect Tractor Yoke	187
Cross & Bearing Kit	188
Shaft Weld Yoke	188
Shaft	188
1" x 1 ⅛" Rectangular	188
Slip Sleeve	188
1" x 1 ⅛" Rectangular	188
Tube	188
1 ¼" x 1 ⅜" Rectangular O.D.	188
2" Round (.083 Wall)	188
Tube Weld Yoke	188
Implement Yokes	188
Round Bore Yoke	188
Spline Bore Yoke	189
Shear Pin Yoke	189
Square Bore Yoke	189
Hexagon Bore Yoke	189
Guard	190
Plastic Guard	190
Yoke & Shaft Assembly (1" x 1 ⅛" Shaft)	190
Yoke, Tube & Sleeve Assembly (1" x 11 ⅛" Rectangular)	190
35 Series	
Safety Slide Lock Tractor Yoke	191
Quick Disconnect Tractor Yoke	191
Cross & Bearing Kit	191
Shaft Weld Yoke	191
Shaft	192
Slip Sleeve	192
Tube	192
Tube Weld Yoke	192
Implement Yokes	192
Spline Bore Yoke	192
Shear Pin Yoke	192
Torque Limiter Flange Yoke	192
Square Bore Yoke	192
Round Bore Keyway & Set Screw Yoke	193
Clamp Yoke	193
Plastic Guard	193
Yoke, Tube & Sleeve Assembly (1 3/16" Square)	193
Yoke & Shaft Assembly (1 3/16" Square)	193
44 Series	
Safety Slide Lock Tractor Yoke	194
Quick Disconnect Tractor Yoke	194
Cross & Bearing Kit	194
Shaft Weld Yoke	194
Shaft	195
Slip Sleeve	195
Tube 2 ½" (.120 Wall)	195
Tube Weld Yoke	195
Implement Yokes	195
Round Bore Yoke	195
Spline Bore Yoke	195
Square Bore Yoke	195
Plastic Guard	196
Yoke & Shaft Assembly (1 5/16" Square Shaft)	196
Yoke, Tube & Sleeve Assembly (1 5/16" Square)	196

Ag Parts Table of Contents (Continued)

ITEM	PAGE #
55 Series	
Safety Slide Lock Tractor Yoke	197
Quick Disconnect Tractor Yoke	197
Cross & Bearing Kit	197
Shaft Weld Yoke	197
Shaft	198
Slip Sleeve	198
Tube 2 ½" (.120 Wall)	198
Tube Weld Yoke	198
Implement Yokes	198
Round Bore Yoke	198
Spline Bore Yoke	198
Clamp Yoke	198
Plastic Guard	199
Yoke & Shaft Assembly (1 5/16" Square Shaft)	199
Yoke, Tube & Sleeve Assembly (1 5/16" Square)	199
Locking Device Repair Kit	
Safety Slide Lock	200
Spring-Lok	200
Quick Disconnect	200
North American Display	
Display Contents	201
44/55 Series Display	
Display Contents	202
North American Complete Drivelines	
Quick Reference Series 6-55	203-204
80° Constant Velocity Complete Drivelines	
Series 14-55	205
Constant Velocity 80° Domestic	
Safety Slide Lock Tractor Yoke	206
Spring-Lock Tractor Yoke	206
Quick-Disconnect Tractor Yoke	206
Cross & Bearing Kit Tractor Yoke	206
Shaft (1" x 1 ⅛" Rectangular)	206
Shaft (1 11/16" x 20" Spline)	206
Center Housing	206
Yoke Tube Assembly	206
Yoke Tube & Sleeve Assembly	207
Yoke Tube & Sleeve with Guard	207
Constant Velocity Joint & Shaft Half with Guard	207
Constant Velocity Joint & Shaft	207
Industrial & Irrigation Drive Shafts	
Short Coupler Drive Shaft	208
Flange Hubs for SL & SC Drive Shafts	208
Standard Length Drive Shaft	209
Cross & Bearing Kit	209
Sleeve Yokes	209
Flange Yokes	209
Metric Driveline Identification System	
Cross & Bearing Kits Quick Reference	211
Metric Outer Profile Tube Quick Reference	212
Metric Inner Profile Tube Quick Reference	212
1 Series Metric	
Quick Disconnect Tractor Yoke	213
Ball Collar Style Tractor Yoke	213
Cross & Bearing Kit	213
Interchanges with Bondioli & Pavesi	213
Inner Profile Yoke	213
Inner Tube	213
Roll Pin	214
Outer Tube	214
Outer Profile Yoke	214
Implement Yokes	214
Round Bore Yoke	214
Shear Pin Yoke	214
Plastic Guard	214
2 Series Meteric	
Quick Disconnect Tractor Yoke	215
Ball Collar Style Tractor Yoke	215
Cross & Bearing Kit	215
Inner Profile Yoke	215
Inner Tube	215
Roll Pin	216
Outer Tube*	216
Plastic Guard	216
Outer Profile Yoke	216
Implement Yokes	216
Round Bore Yoke	216
3 Series Metric	
Quick Disconnect Tractor Yoke	217
Ball Collar Style Tractor Yoke	217
Cross & Bearing Kit	217
Inner Profile Yoke	217
Inner Tube	217
Roll Pin	218
Outer Tube	218
Outer Profile Yoke	218
Plastic Guard	218
Implement Yokes	218
Round Bore Yoke	218
Shear Pin Yoke	218
4 Series	
Quick Disconnect Tractor Yoke	219
Ball Collar Style Tractor Yoke	219
Cross & Bearing Kit	219
Inner Profile Yoke	219
Inner Tube	219
Roll Pin	220
Outer Tube	220

Ag Parts Table of Contents (Continued)

ITEM	PAGE #
Outer Profile Yoke	220
Plastic Guard	220
Implement Yokes	220
Round Bore Yoke	220
Shear Pin Yoke	220
5 Series Metric	
Quick Disconnect Tractor Yoke	221
Ball Collar Style Tractor Yoke	221
Cross & Bearing Kit	221
Inner Profile Yoke	221
Inner Tube	221
Roll Pin	222
Outer Tube	222
Outer Profile Yoke	222
Plastic Guard	222
Implement Yokes	222
Round Bore Yoke	222
Shear Pin Yoke	222
6 Series Metric	
Quick Disconnect Tractor Yoke	223
Ball Collar Style Tractor Yoke	223
Cross & Bearing Kit	223
Inner Profile Yoke	223
Inner Tube	223
Roll Pin	224
Outer Tube*	224
Outer Profile Yoke	224
Plastic Guard	224
Implement Yokes	224
Round Bore Yoke	224
Shear Pin Yoke	224
7 Series Metric	
Quick Disconnect Tractor Yoke	225
Ball Collar Style Tractor Yoke	225
Cross & Bearing Kit	225
Inner Profile Yoke	226
Inner Tube	226
Roll Pin	226
Outer Tube*	226
Outer Profile Yoke	226
Implement Yokes	226
Round Bore Yoke	226
Plastic Guard	226
8 Series Metric	
Quick Disconnect Tractor Yoke	227
Ball Collar Style Tractor Yoke	227
Cross & Bearing Kit	227
Inner Profile Yoke	227
Inner Tube	227
Roll Pin	228
Outer Tube	228
Outer Profile Yoke	228
Implement Yokes	228
Round Bore Yoke	228
Plastic Guard	228
2100/100 Series* Metric	
Quick Disconnect Tractor Yoke	229
Cross & Bearing Kit	229
Inner Profile Yoke	229
Inner Tube	229
Roll Pin	230
Outer Tube	230
Outer Profile Yoke	230
Plastic Guard	230
Implement Yokes	230
Round Bore Yoke	230
Shear Pin Yoke	230
2200/200 Series* Metric	
Quick Disconnect Tractor Yoke	231
Collar Type Tractor Yoke	231
Cross & Bearing Kit	231
Inner Profile Yoke	231
Inner Tube	231
Roll Pin	232
Outer Tube	232
Plastic Guard	232
Outer Profile Yoke	232
Implement Yoke	232
Round Bore Yoke	232
I Series* Metric	
Quick Disconnect Tractor Yoke	233
Cross & Bearing Kit Tractor Yoke	233
Inner Profile Yoke	233
Inner Tube	233
Roll Pin	234
Outer Tube	234
Outer Profile Yoke	234
Plastic Guard	234
Implement Yokes	234
Round Bore Yoke	234
Shear Pin Yoke	234
2300/210 Series* Metric	
Quick Disconnect Tractor Yoke	235
Collar Style Tractor Yoke	235
Cross & Bearing Kit	235
Inner Profile Yoke	235
Inner Tube	235
Roll Pin	236
Outer Tube	236
Outer Profile Yoke	236
Plastic Guard	236
Implement Yokes	236

Ag Parts Table of Contents (Continued)

ITEM	PAGE #
Round Bore Yoke	236
Shear Pin Yoke	236
220/720 Series* Metric	
Quick DisconnectTractor Yoke	237
Cross & Bearing Kit	237
Inner Profile Yoke	237
Inner Tube	237
Roll Pin	238
Outer Tube	238
Outer Profile Yoke	238
Plastic Guard	238
Implement Yokes	238
Round Bore Yoke	238
Shear Pin Yoke	238
2400 Series* Metric	
Quick Disconnect Tractor Yoke	239
Collar Type Tractor Yoke	239
Cross & Bearing Kit	239
Inner Profile Yoke	239
Inner Tube	239
Roll Pin	240
Outer Tube	240
Outer Profile Yoke	240
Plastic Guard	240
Implement Yokes	240
Round Bore Yoke	240
Shear Pin Yoke	240
2480 Series Metric Constant Velocity	
Cross Bearing Kit	241
Tractor Yoke	241
Inner Profile Yoke	241
Center Housing	241
2500 Series Metric	
Quick Disconnect Tractor Yoke	242
Collar Style Tractor Yoke	242
Cross & Bearing Kit	242
Inner Profile Yoke	242
Inner Tube	242
Roll Pin	243
Outer Tube	243
Outer Profile Yoke	243
Implement Yokes	243
Round Bore Yoke	243
Shear Pin Yoke	243
Plastic Guard	243
2580 Series Metric Constant Velocity	
Cross & Bearing Kit	244
Tractor Yoke	244
Inner Profile Yoke	244
Center Housing	244

ITEM	PAGE #
2600 Series Metric	
Quick Disconnect Tractor Yoke	245
Cross & Bearing Kit	245
Inner Profile Yoke	245
Inner Tube	246
Roll Pin	246
Outer Tube	246
Outer Profile Yoke	246
Implement Yoke	246
Round Bore Yoke	246
Plastic Guard	246
Easy Lock	246
II Series* Metric	
Quick Disconnect Tractor Yoke	247
Cross & Bearing Kit	247
Inner Profile Yoke	247
Outer Profile Yoke	247
Metric Component Display	
Display with Tubing	248
Display without Tubing	248
Sprockets	
40 Chain	252
50 Chain	253
60 Chain	254
80 Chain	254
Roller Chain Idler Sprockets	
40 Chain	255
50 Chain	255
60 Chain	255
Hubs	
V Series	255
W Series	256
X Series	257
Pulleys	
Idler	257
V Series	257
W Series	257
Sprocket • Hub • Pulley Display	
Display Components	258-259
Roller Chain & Accessories	
Riveted Roller Chain with Solid Roller	260
Roller Chain Connector Links	260
Roller Chain Offset Links	260
Chain Breakers & Tips	260
PTO Adapters	
75 HP	261

Ag Parts Table of Contents (Continued)

ITEM	PAGE #
125 HP	261
Extension Couplers	261
Control Blocks	
Stroke Control Blocks For Air or Hydraulic Cylinders	261
Friction Pads For slip clutch repair	261
Farm Accessories	
Red Head Hitch Pins	262
Red Head Display	262
Wire Handle Hitch Pins	262
Wire Handle Display	262
Handle-Lok Hitch Pins	262
Hair Pins	263
Hair Pin Display	263
Lock Pins	263
Lock Pins Display	263
Linch Pins	263
Linch Pin Display	263
Top Links	264
Pins	264
Lift Arm	264
Replacement Ends	264
Linkage Pin Rack Display	265
Linkage Pins	265
Bushings	265
Bushings Display	265
Replacement Balls	266
Weld-On	266
Stabilizer Pins	266
Stabilizer Arms	266
Drawbars	267
Ratchet Jack	267
Hydraulic Cylinder Pin Kit	267
Clevis	268
Universal Clevis	268
Straight Clevis	268
Farm Utility Clevis	268
Farm Screw Pin Clevis	268
Twist Clevis	268
Hooks	269
Grab Hooks	269
Slip Hooks	269
Mid-Links	269
Load Binders	269
Lever-type Load Binder	269
Hitch	270
Balls	270
Tarp Straps	270
Adapter Bushings	270
Steering Wheel Knob	270
Machinery Repair Bushings	271
Wide Rim	271
Narrow Rim	271
Bushing Display	272
Washers	272
Quick Repair	272

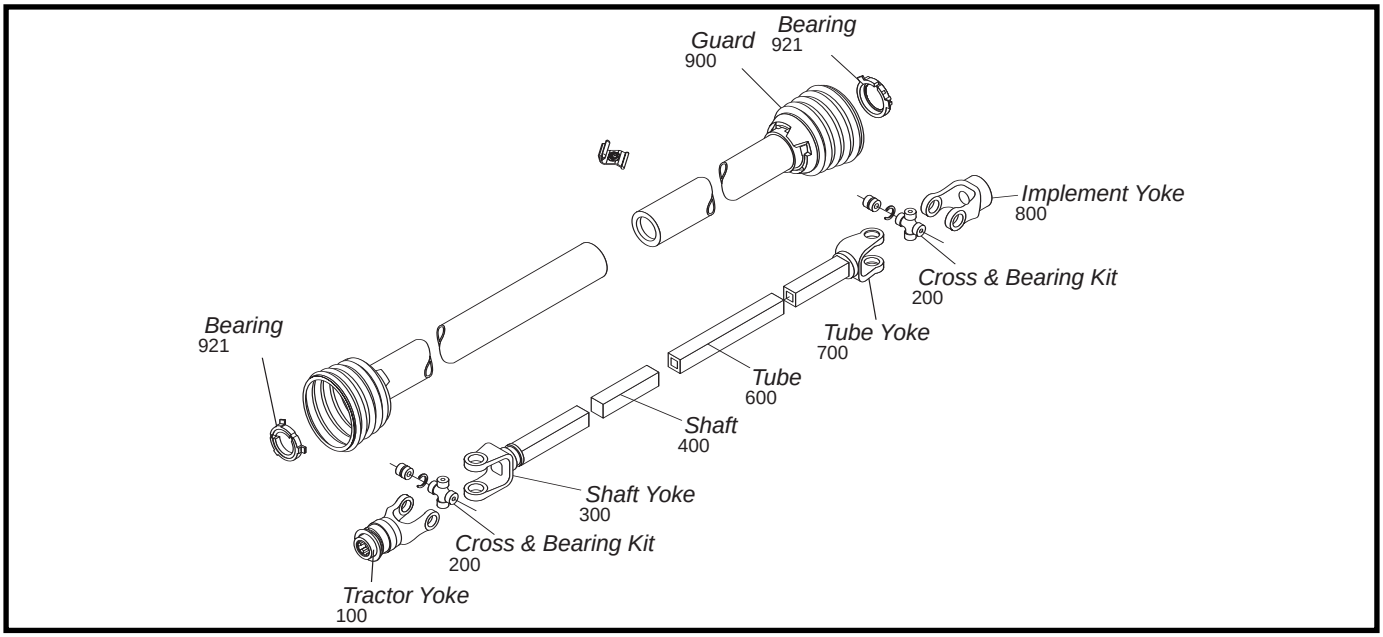

Each series has an exploded view for identification purposes. The drawing illustrates the components in the same sequence as an implement input driveline transmitting power from tractor to implement. Each component of the exploded view is identified by an eight digit stock number to insure correct identification of each component.

Example: 100 prefix denotes a Spring-Lok Tractor Yoke on the exploded view.
[When ordering a tractor yoke, be sure the stock number begins with 100.]

Number Identification Examples:

102 - 06 06
- 102: QD Yoke / Tractor Yoke
- 06: 6 Series
- 06: 6 Spline

602 - 44 00
- 602: Tube
- 44: 44 Series

200 - 06 00
- 200: Cross & Bearing Kit
- 06: 6 Series

701 - 44 00
- 701: Tube Weld Yoke
- 44: 44 Series

300 - 12 00
- 300: Shaft Weld Yoke
- 12: 12 Series

800 - 35 24
- 800: Implement Yoke
- 35: 35 Series
- 24: *1 1/2" Round Bore

400 - 16 18
- 400: Shaft
- 16: *1"
- 18: *1 1/8"

900 - 44 48
- 900: Plastic Shield
- 44: Guard Type
- 48: For 48" O.A. Driveline

500 - 35 00
- 500: Slip Sleeve
- 35: 35 Series

(*Expressed in 1/16th inches)

Cross & Bearing Kits

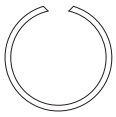

A Snap Ring located in the bushing (Internal)

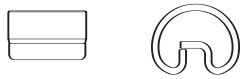

B Snap Ring located in the yoke (External)

North American

SPECIFICATIONS

WEASLER PART #	WEASLER SERIES	RATED H/P @ 540 RPM	RATED H/P @ 1,000 RPM	BEARING DIAMETER (IN.)	CAP TO CAP OVERALL LENGTH (IN.)	SNAP RING TYPE
200-0100	Rockwell 1FR	–	–	7/8	2 15/16	B
200-0300	Rockwell 3DR	–	–	1	3 15/16	B
200-0600	6	16	30	31/32	2 5/16	A
200-0675	0675	15	24	15/16	2 5/16	A
200-0700	W	–	–	9/16	1 1/2	Pin & Block
200-1000	1000	15	24	15/16	2 9/32	A
200-1200	12	24	45	1 1/16	2 1/2	A
200-1400	14	33	62	1 1/8	2 5/8	B
200-1875	1800	30	48	1	3 7/16	A
200-2600	2600	100	144	1 3/8	4 3/16	B
200-3500	35	59	111	1 1/4	3 7/32	B
200-4400	44	87	165	1 5/16	4	A
200-5500	55	121	230	1 17/32	4 5/16	B

Shafting

SPECIFICATIONS

STOCK #	SIZE	LENGTH (FT.)
400-0012	3/4" Sq.	6
400-0015	15/16" Sq.	6
400-0016	1" Sq.	6
400-0019	1 3/16" Sq.	6
400-0020	1 1/4" Sq.	6
400-0021	1 5/16" Sq.	6
400-1214	3/4" x 7/8" Rect.	6
400-1618	1" x 1 1/8" Rect.	6
401-0019	1 3/16" Sq.	10
401-0021	1 5/16" Sq.	10
401-1214	3/4" x 7/8" Rect.	10
401-1618	1" x 1 1/8" Rect.	10
402-0016	1" Hex	6
402-0018	1 1/8" Hex	6
402-0020	1 1/4" Hex	6
404-0019	1 3/16" Sq.	3
404-0021	1 5/16" Sq.	3
404-1214	3/4" x 7/8" Rect.	3
404-1615H	1" x 15 Spl. (Induction Hardened)	3
404-1618	1" x 1 1/8" Rect.	3
404-2120	1 5/16" x 20 Spl. (Induction Hardened)	3
404-2720	1 11/16" x 20 Spl. (Induction Hardened)	3

Tubing

SPECIFICATIONS

STOCK #	SIZE	LENGTH (FT.)
600-0012	1" Sq.	6
600-0015	1 1/4" Sq. (.120 wall)	6
600-0016	1 1/4" Sq. (.109 wall)	6
600-0020	1 5/8" Sq.	6
600-1618	3/4" x 7/8" Rect.	6
600-2022	1 1/4" x 1 3/8" Rect.	6
601-1618	3/4" x 7/8" Rect.	10
601-2022	1 1/4" x 1 3/8" Rect.	10
602-0600	1 1/2" Rd.	6
602-1400	2" Rd. (.083 wall)	6
602-2600	2 3/4" Rd. (.109 wall)	6
602-3500	2 1/8" Rd. (.120 wall)	6
602-3501	2 1/8" Rd. (.083 wall)	6
602-4400	2 1/2" Rd. (.120 wall)	6
603-1400	2" Rd. (.083 wall)	10
603-3500	2 1/8" Rd. (.120 wall)	10
603-4400	2 1/2" Rd. (.120 wall)	10
604-0600	1 1/2" Rd.	3
604-1400	2" Rd. (.083 wall)	3
604-1618	3/4" x 7/8" Rect.	3
604-2022	1 1/4" x 1 3/8" Rect.	3
604-3500	2 1/8" Rd. (.120 wall)	3
604-4400	2 1/2" Rd. (.120 wall)	3

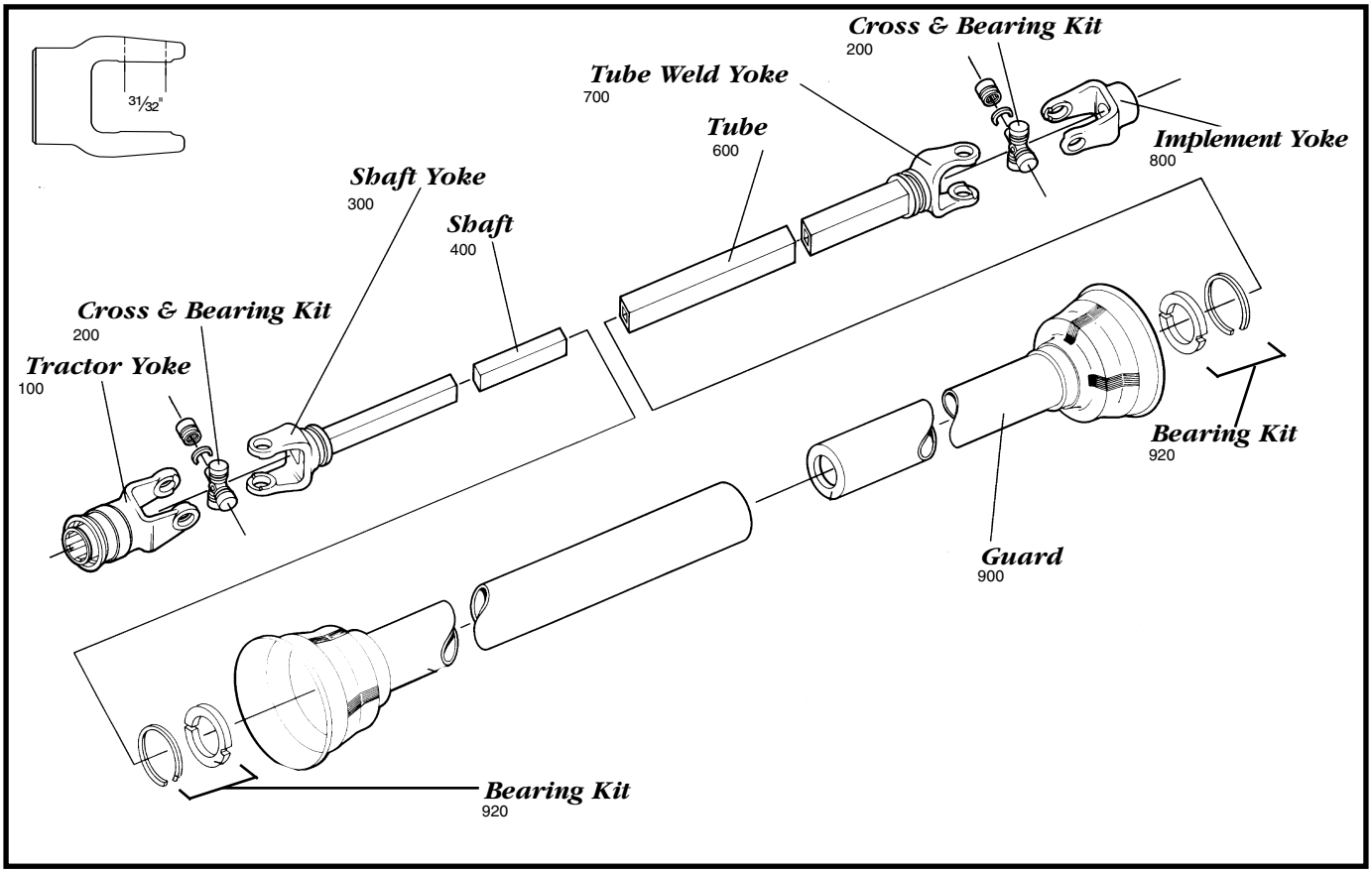

Tractor Yoke

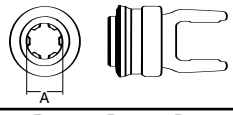

Spring-Lok

SPECIFICATIONS

	REFERENCE #	DIM. "A" BORE (IN.)
100-0606	6R220-20-SL	1 3/8 x 6
100-0621	6R220-TQD-SL	1 3/8 x 21

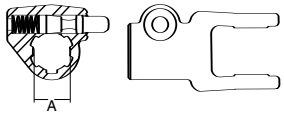

Quick Disconnect

SPECIFICATIONS

	REFERENCE #	DIM. "A" BORE (IN.)
102-0606	6R220-20	1 3/8 x 6
102-0621	6R220-TQD	1 3/8 x 21

Repair kit — page 200

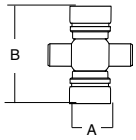

Cross & Bearing Kit

SPECIFICATIONS

		REFERENCE #	DIM. "A" (IN.)	DIM. "B" (IN.)
200-0600	1-1475	6R	31/32	2 9/32
201-0600	–	ExtLife E Series	31/32	2 9/32

Snap ring located in bushing

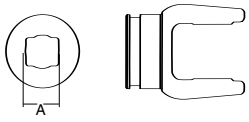

Shaft Weld Yoke

SPECIFICATIONS

	REFERENCE #	DIM. "A" BORE (IN.)
300-0600	6RWY1214	3/4 x 7/8

With bearing groove

Implement Yokes

Shaft

¾" x ⅞" RECTANGULAR

SPECIFICATIONS

	REFERENCE #	LENGTH (FT.)
400-1214	B1100	6

Slip Sleeve

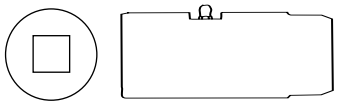

¾" x ⅞" RECTANGULAR

SPECIFICATIONS

	LENGTH (IN.)	FITS TUBE SIZE (IN.)
510-0600	4	1 ½ (.065 Wall)

With grease groove

Tube

1" x 1 ⅛" RECTANGULAR O.D.

SPECIFICATIONS

	REFERENCE #	LENGTH (FT.)	FITS SHAFT (IN.)
600-1618	A1100	6	¾ x ⅞

Tube Weld Yoke

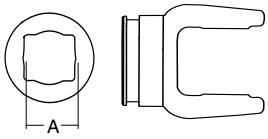

SPECIFICATIONS

	REFERENCE #	DIM. "A" BORE (IN.)
700-0600	6RWY1618	1 x 1 ⅛

* With bearing groove (Guard must rotate freely on yoke)

Spline Bore

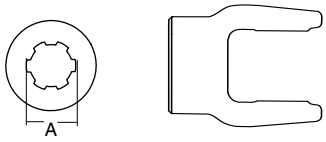

SPECIFICATIONS

	REFERENCE #	DIM. "A" BORE (IN.)
801-0606	6R220-21	1 ⅜ x 6
801-0618	6R180-21	1 ⅛ x 6

With ¼" pin hole

Shear Pin

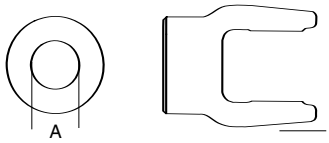

SPECIFICATIONS

	REFERENCE #	DIM. "A" BORE (IN.)
802-0616*	6R160-7	1
802-0618*	6R180-7	1 ⅛
802-0620*	6R200-7	1 ¼

*With ¼" pin hole

Square Bore

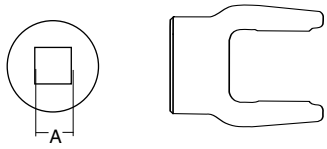

SPECIFICATIONS

	REFERENCE #	DIM. "A" BORE (IN.)
804-0612	6R120-26	¾
804-0614	6R140-26	⅞
804-0616	6R160-26	1
804-0618	6R180-26	1 ⅛
804-0620	6R200-26	1 ¼

With set screw

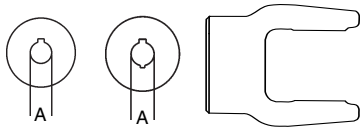

SINGLE* DOUBLE

Round Bore

KEYWAY & SET SCREW

SPECIFICATIONS

	DIM. "A" BORE (IN.)	KEYWAY (IN.)
800-0610*	⅝	3⁄16
806-0612	¾	3⁄16 & ¼
806-0613	13⁄16	3⁄16 & ¼
806-0614	⅞	3⁄16 & ¼
800-0615*	15⁄16	¼
806-0616	1	3⁄16 & ¼
806-0618	1 ⅛	¼ & 5⁄16
806-0619	1 3⁄16	¼ & 5⁄16
806-0620	1 ¼	¼ & 5⁄16

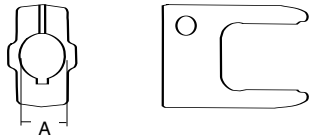

Clamp Yoke

SPECIFICATIONS

	REFERENCE #	KEYWAY (IN.)
807-0616	1	¼

With bolt & set screw

Slip Sleeve Yoke

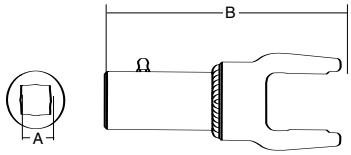

SPECIFICATIONS

	DIM. "A" BORE (IN.)	DIM. "B" LENGTH (IN.)
808-0612	¾ sq.	5 ½
808-0614	⅞ sq.	5 ½

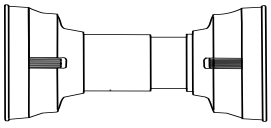

Plastic Guards

SPECIFICATIONS

	REFERENCE #	DIM. "A" BORE (IN.)
900-2548	PS6RL48	48
900-2560		60

With Bearings (921-0600) (2 per kit)

NOTE: When installing metal or plastic guards observe the following:
1) Install proper nylon bearing and retainer
2) Check to insure guards turn freely on bearing

Yoke & Shaft Assembly

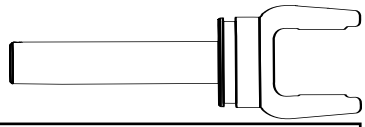

SPECIFICATIONS

	REFERENCE #	SHAFT SIZE (IN.)	CENTERLINE TO END OF SHAFT DIMENSION
10000648	6R48M	¾ x ⅞	38.75

Yoke & Tube Assembly

1" x 1 ⅛" Tube

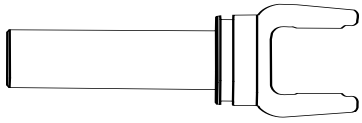

SPECIFICATIONS

	REFERENCE #	SHAFT SIZE (IN.)	CENTERLINE TO END OF TUBE DIMENSION
11000648	6R48F	¾ x ⅞	38.75

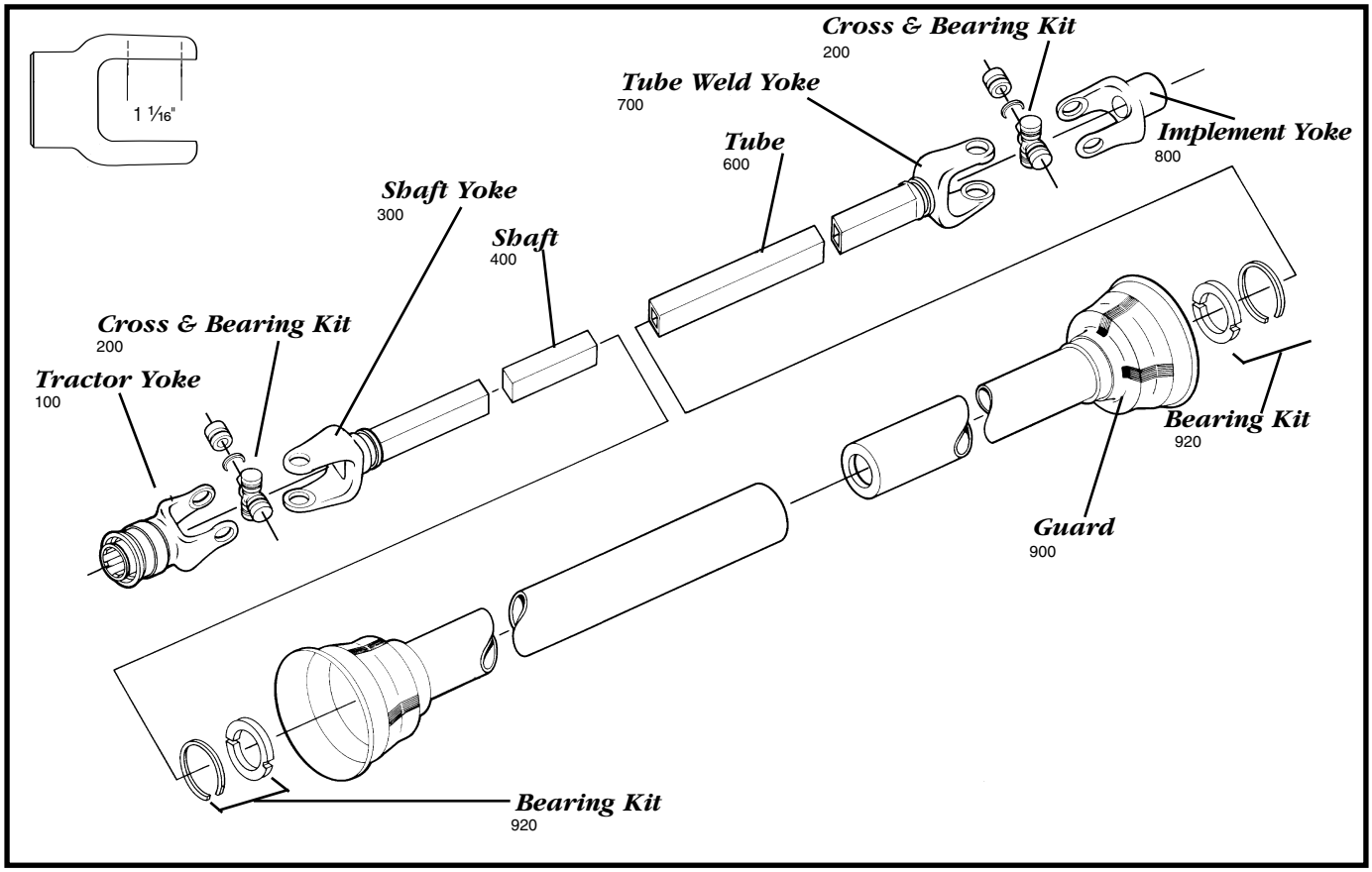

Tractor Yoke

Spring-Lok
(COLLAR TYPE)

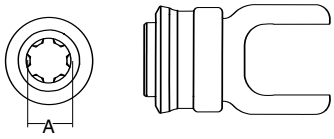

SPECIFICATIONS

	REFERENCE #	DIM. "A" BORE (IN.)
100-1206	12R220-20-SL	1 3/8 x 6
100-1221	12R220-TQD-SL	1 3/8 x 21

Quick Disconnect

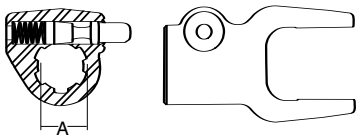

SPECIFICATIONS

	REFERENCE #	DIM. "A" BORE (IN.)
102-1206	12R220-20	1 3/8 x 6
102-1221	12R220-TQD	1 3/8 x 21

Repair kit — page 200

Ball Shear Device

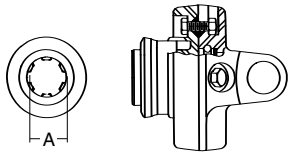

SPECIFICATIONS

	REFERENCE #	DIM. "A" BORE (IN.)	SHEAR BOLT (IN.)
104-1206	12R220-20-BS	1 3/8 x 6	5/16 -18 Gr. 5
104-1221	12R220-TQD-BS	1 3/8 x 21	5/16 -18 Gr. 5

With Spring-Lok

Cross & Bearing Kit

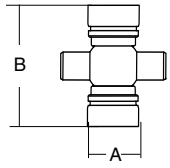

SPECIFICATIONS

	NEAPCO #	REFERENCE #	DIM. "A" BORE (IN.)	DIM. "B" BORE (IN.)
200-1200	1-1275	12R	1 1/16	2 9/16
201-1200		Extended Life	1 1/16	2 9/16

Snap ring located in bushing

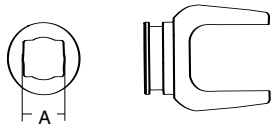

Shaft Weld Yoke

SPECIFICATIONS

	REFERENCE #	DIM. "A" BORE (IN.)
300-1200	12RWY1618	1 x 1 ⅛

With bearing groove

Shaft

1" x 1 ⅛" Rectangular

SPECIFICATIONS

	REFERENCE #	LENGTH (FT.)
400-1618	B1200	6

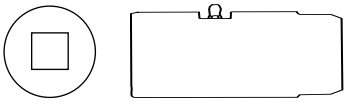

Slip Sleeve

1" x 1 ⅛" Rectangular

SPECIFICATIONS

	REFERENCE #	LENGTH (IN.)	FITS TUBE SIZE (IN.)
500-1400	12-14RS06	5	2 (.083 Wall)

With grease groove

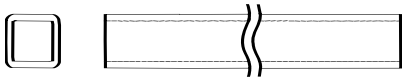

Tube

1 ¼" x 1 ⅞" Rectangular O.D.

SPECIFICATIONS

	REFERENCE #	LENGTH (FT.)	FITS SHAFT (IN.)
600-2022	A1200	6	1 x 1 ⅛



2" (.083 Wall)

SPECIFICATIONS

	REFERENCE #	LENGTH (FT.)
602-1400	14RTT	6

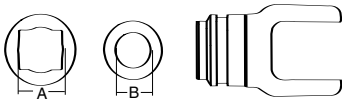

Tube Weld Yoke

SPECIFICATIONS

	REFERENCE #	DIM. "A" BORE (IN.)	FITS TUBE SIZE "B" (IN.)
700-1200	12RWY2022	1 ¼ x 1 ⅜	–
701-1200	12RWY1834	–	2 (.083 Wall)

With bearing groove

Implement Yokes

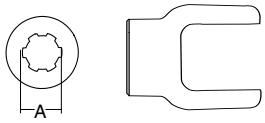

Spline Bore

SPECIFICATIONS

	REFERENCE #	DIM. "A" BORE (IN.)
801-1206	12R220-21	1 ⅜ x 6
801-1218	12R180-21	1 ⅛ x 6
801-1221	12R220-T	1 ⅜ x 21

With 21⁄64" pin hole

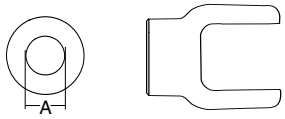

Shear Pin

SPECIFICATIONS

	REFERENCE #	DIM. "A" BORE (IN.)
802-1216	12R160-7	1
802-1218	12R180-7	1 ⅛
802-1220	12R200-7	1 ¼
802-1222	12R220-7	1 ⅜

With ¼" pin hole

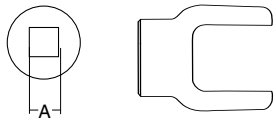

Square Bore

SPECIFICATIONS

	REFERENCE #	DIM. "A" BORE (IN.)
804-1214	12R140-26	⅞
804-1216	12R160-26	1
804-1218	12R180-26	1 ⅛
804-1220	12R200-26	1 ¼

With set screw

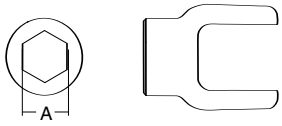

Hexagon Bore

SPECIFICATIONS

	REFERENCE #	DIM. "A" BORE (IN.)
805-1218	12R180-H	1 ⅛

With set screw

Round Bore

With Keyway & Set Screw

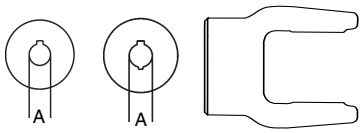

SINGLE* DOUBLE

SPECIFICATIONS

	BORE (IN.)	KEYWAY (IN.)
800-1212*	¾	3⁄16
800-1214*	⅞	3⁄16
800-1215*	15⁄16	¼
806-1216	1	¼ & 3⁄16
806-1218	1 ⅛	¼ & 5⁄16
800-1219*	1 3⁄16	¼
806-1220	1 ¼	¼ & 15⁄16
800-1222*	1 ⅜	15⁄16
800-1224*	1 ½	⅜

Guard

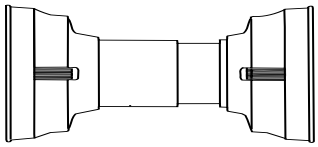

Plastic Guard

SPECIFICATIONS

	OVERALL DRIVELINE LENGTH (IN.)
900-2548	48
900-2560	60

With bearings (921-1200)

NOTE: When installing guards observe the following:
1) Install proper nylon bearing and retainer
2) Check to insure guards turn freely on bearing

Yoke & Shaft Assembly

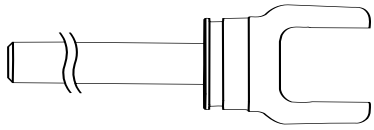

1" x 1 ⅛" Shaft

SPECIFICATIONS

	REFERENCE #	OVERALL DRIVELINE LENGTH (IN.)
10001248	12R48M	48

Yoke & Tube Assembly

1 ¼" x 1 ⅜" Tube

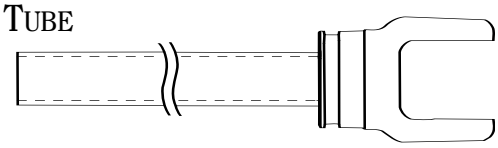

SPECIFICATIONS

	REFERENCE #	FITS SHAFT (IN.)	OVERALL DRIVELINE LENGTH (IN.)
11001248	12R48F	1 x 1 ⅛	48

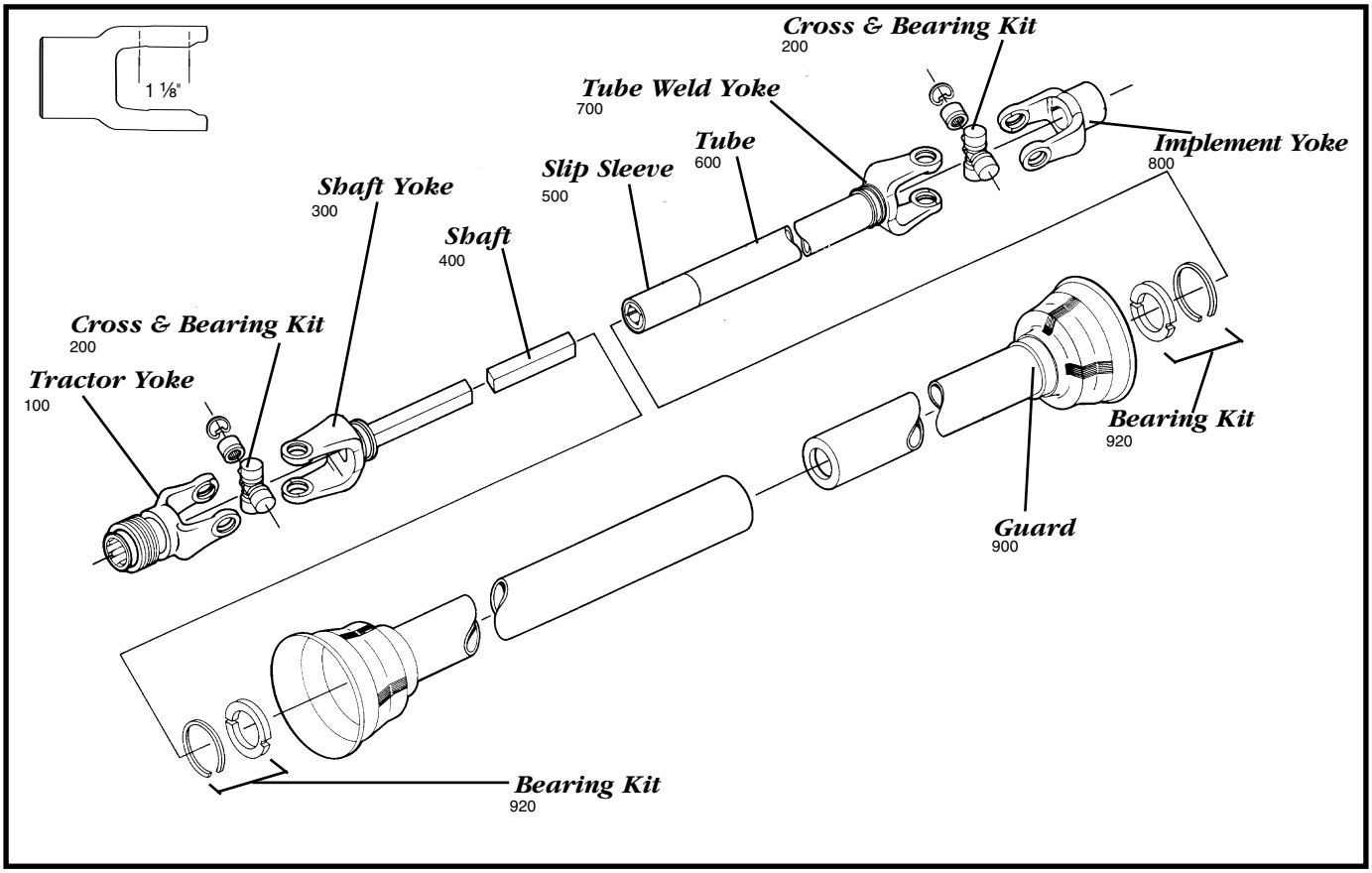

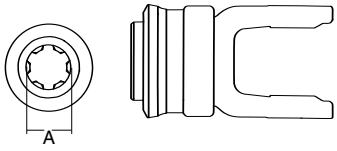

Tractor Yoke Spring-Lok

SPECIFICATIONS

	REFERENCE #	DIM. "A" BORE (IN.)
100-1406	14R220-20-SL	1 3/8 x 6
100-1421	14R220-TQD-SL	1 3/8 x 21
101-1420	–	1 3/4 x 20

Repair kit — page 200

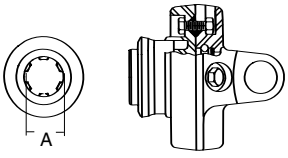

Ball Shear Device

SPECIFICATIONS

	REFERENCE #	DIM. "A" BORE (IN.)	SHEAR BOLT (IN.)
104-1406	14R220-20-BS	1 3/8 x 6	5/16 -18 Gr. 5
104-1421	14R220-TQD-BS	1 3/8 x 21	5/16 -18 Gr. 5

Quick Disconnect

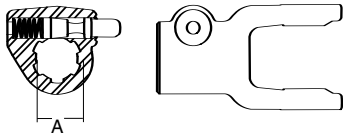

SPECIFICATIONS

	REFERENCE #	DIM. "A" BORE (IN.)
102-1406	14R220-20	1 3/8 x 6
102-1421	14R220-TQD	1 3/8 x 21

Cross & Bearing Kit

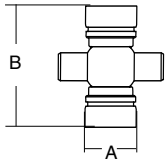

SPECIFICATIONS

	REFERENCE #	DIM. "A" BORE (IN.)	DIM. "B" BORE (IN.)
200-1400	1-2075	14R	1 ⅛
201-1400	Extended Life	–	1 ⅛

Shaft Weld Yoke

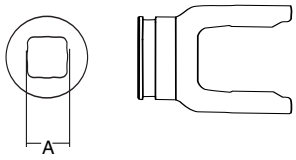

SPECIFICATIONS

	REFERENCE #	DIM. "A" BORE (IN.)
300-1400	14RWY1618	1 x 1 ⅛

With bearing groove

Shaft

1" x 1 ⅛" Rectangular

SPECIFICATIONS

	REFERENCE #	LENGTH (FT.)
400-1618	B1200	6

Use with Shaft Weld Yoke

Slip Sleeve

1" x 1 ⅛" Rectangular

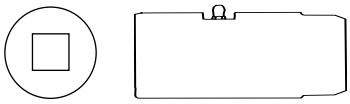

SPECIFICATIONS

	REFERENCE #	LENGTH (IN.)	FITS TUBE SIZE (IN.)
500-1400	12-14RS06	5	2 (.083 Wall)

With grease groove

Tube

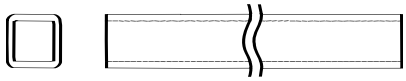

1 ¼" x 1 ⅜" Rectangular O.D.

SPECIFICATIONS

	REFERENCE #	LENGTH (FT.)	FITS SHAFT (IN.)
600-2022	A1200	6	1 x 1 ⅛

2" Round (.083 Wall)

SPECIFICATIONS

	REFERENCE #	LENGTH (FT.)
602-1400	14RTT	6

Tube Weld Yoke

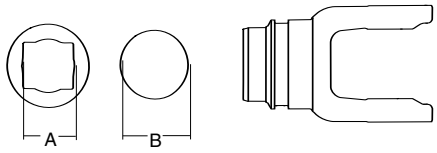

SPECIFICATIONS

	REFERENCE #	DIM. "A" BORE (IN.)	SHAPE
700-1400	14RWY2022	1 ¼ x 1 ⅜	Rectangle
701-1400	14RWY1834	-	Round

With bearing groove

Implement Yoke

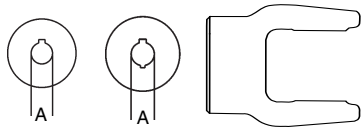

SINGLE* DOUBLE

Round Bore

SPECIFICATIONS

	DIM. "A" BORE (IN.)	KEYWAY
800-1416*	1	¼
806-1418	1 ⅛	¼ & 5/16
806-1419	1 3/16	¼ & 5/16
806-1420	1 ¼	¼ & 5/16
800-1422*	1 ⅜	5/16
800-1423*	1 7/16	⅜
800-1424*	1 ½	⅜

Spline Bore

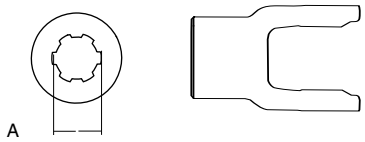

SPECIFICATIONS

	REFERENCE #	DIM. "A" BORE (IN.)
801-1418	14R180-21	1 ⅛ x 6
801-1406	14R220-21	1 ⅜ x 6
801-1420	14R200-21	1 ¼ x 6
801-1421	14R220-T	1 ⅜ x 21

With 21⁄64" pin hole

Shear Pin

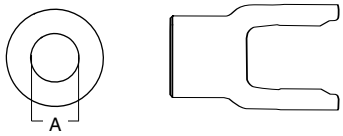

SPECIFICATIONS

	REFERENCE #	DIM. "A" BORE (IN.)
802-1418	14R180-7	1 ⅛
802-1420	14R200-7	1 ¼
802-1422*	14R220-7	1 ⅜
802-1424	14R240-7	1 ½

With ¼" pin hole

* With ¼" and ½" pin hole

Square Bore

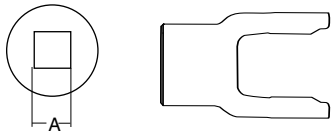

SPECIFICATIONS

	REFERENCE #	DIM. "A" BORE (IN.)
804-1414	14R140-26	⅞
804-1416	14R160-26	1
804-1418	14R180-26	1 ⅛
804-1419	14R190-26	1 3⁄16
804-1420	14R200-26	1 ¼

With set screw

Hexagon Bore

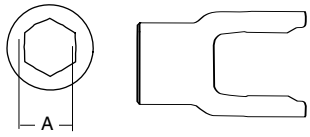

SPECIFICATIONS

	REFERENCE #	DIM. "A" BORE (IN.)
805-1420	14R200-H	1 ¼

With set screw

Guard

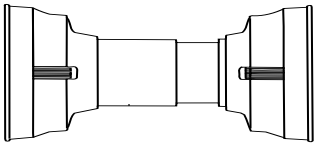

Plastic Guard

SPECIFICATIONS

	OVERALL DRIVELINE LENGTH (IN.)
900-2548	48
900-2560	60

NOTE: When installing bearings (921-1200) guards observe the following:
1) Install proper nylon bearing and retainer
2) Check to insure guards turn freely on bearing

Yoke & Shaft Assembly



1" x 1 ⅛" Shaft

SPECIFICATIONS

	REFERENCE #	CENTER TO END OF SHAFT DIMENSION
10001438	14R38M	26.12
10001448	14R48M	35.62

Yoke, Tube & Sleeve Assembly

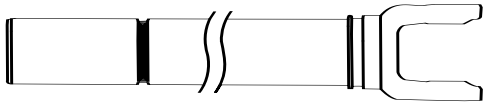

1" x 11 ⅛" Rectangular

SPECIFICATIONS

	REFERENCE #	CENTER TO END OF TUBE DIMENSION
11001438	14R38F	26.12
11001448	14R48F	35.12

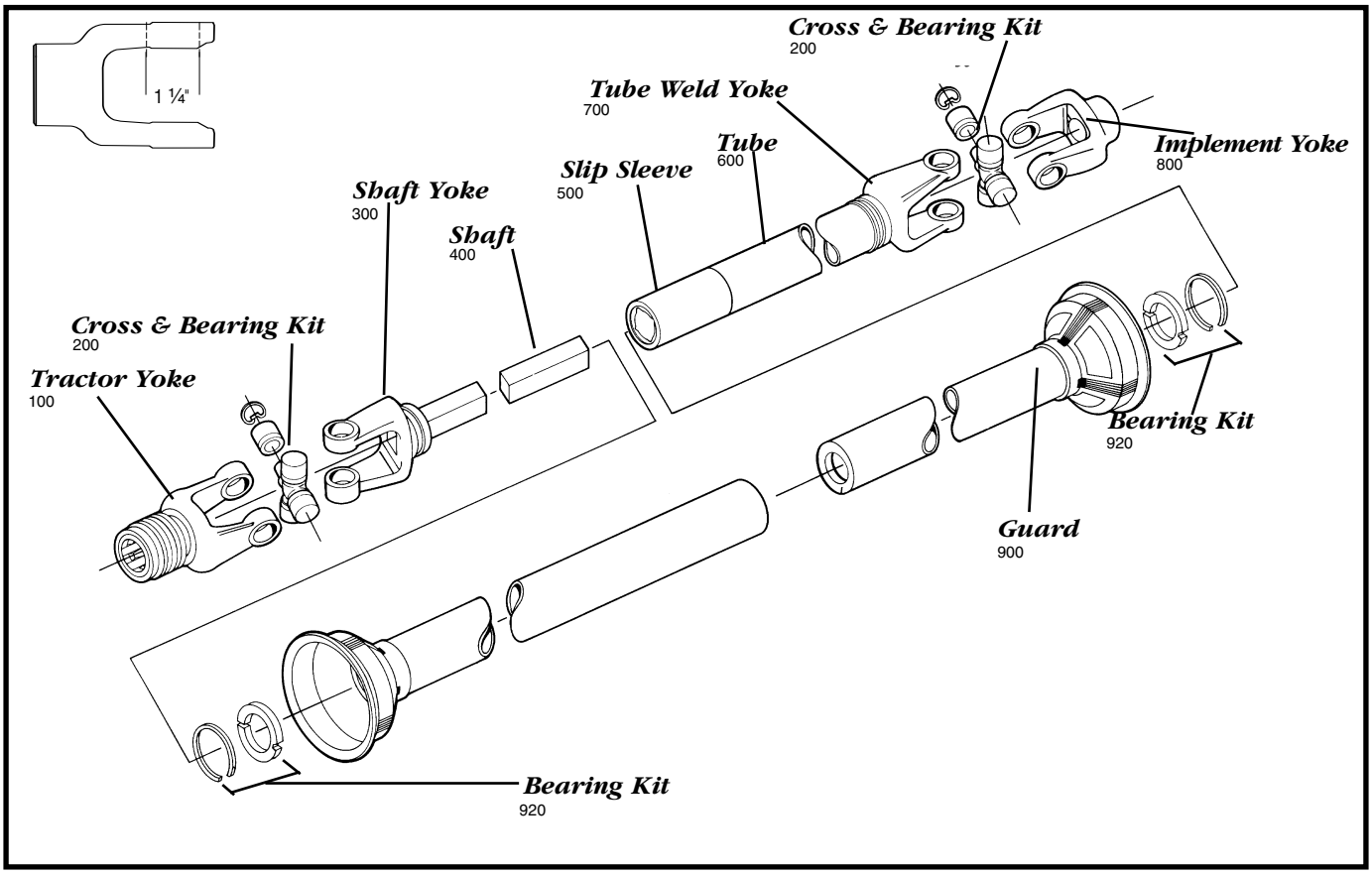

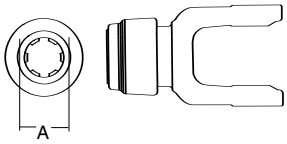

Tractor Yoke

Safety Slide Lock

SPECIFICATIONS

	REFERENCE #	DIM. "A" BORE (IN.)
101-3506	35R220-20-SS	1 ⅜ x 6
101-3521	35R220-TQD-SS	1 ⅜ x 21
101-3520	–	1 ¾ x 20

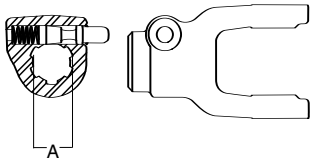

Quick Disconnect

SPECIFICATIONS

	REFERENCE #	DIM. "A" BORE (IN.)
102-3506	35R220-20	1 ⅜ x 6
102-3521	35R220-TQD	1 ⅜ x 21
102-3520	102-3520	1 ¾ x 20

Repair kit — page 200

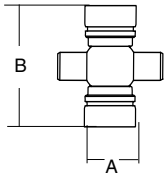

Cross & Bearing Kit

SPECIFICATIONS

	REFERENCE #	DIM. "A" BORE (IN.)	DIM. "B" BORE (IN.)
200-3500	35R	1 ¼	3 7/32
201-3500	Extended Life	1 ¼	3 7/32

Snap ring located in yoke

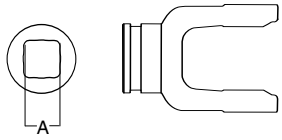

Shaft Weld Yoke

SPECIFICATIONS

	REFERENCE #	DIM. "A" BORE (IN.)
300-3500	35RWY1900	1 3/16 sq.

With bearing groove

Shaft

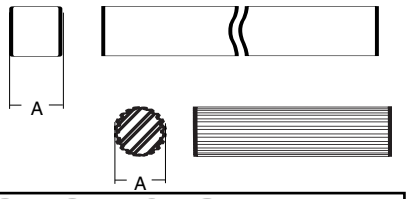

SPECIFICATIONS

	REFERENCE #	DIM. "A" BORE (IN.)	LENGTH (IN.)	SHAPE
400-0019	B1187	1 3/16	6	Square
404-2720	–	1 11/16 x 20	3	Round

Slip Sleeve

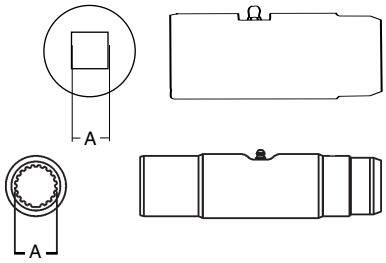

SPECIFICATIONS

	REFERENCE #	LENGTH (IN.)	DIM "A" BORE (IN.)	FITS TUBE SIZE (IN.)	SHAPE
500-3500	35RS06	5	1 3/16	2 1/8 (.120 Wall)	Square
503-3500	–	8	1 11/16 x 20	2 1/2 (.120 Wall)	Round

With grease groove

Tube

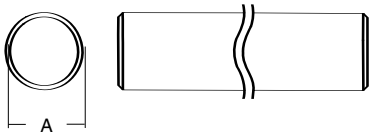

SPECIFICATIONS

	REFERENCE #	DIM. "A" BORE (IN.)	LENGTH (FT.)
602-3500	35RTT	2 1/8 (.120 Wall)	6

Tube Weld Yoke

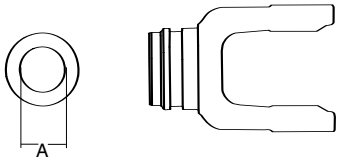

SPECIFICATIONS

	REFERENCE #	FITS TUBE SIZE "A" (IN.)
701-3500	35RWY1885	2 1/8 (.120 Wall)

With bearing groove (Guard must rotate freely on yoke)

Implement Yoke

Spline Bore

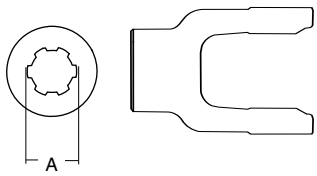

SPECIFICATIONS

	REFERENCE #	DIM. "A" BORE (IN.)
801-3506	35R220-21	1 3/8 x 6
801-3521	35R220-T	1 3/8 x 21

With 21/64" pin hole

Shear Pin

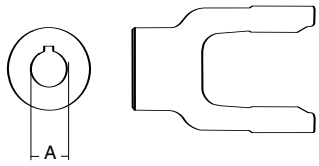

SPECIFICATIONS

	REFERENCE #	DIM. "A" BORE (IN.)
802-3520	35R200-7	1 1/4
802-3522*	35R220-7	1 3/8
802-3524	35R240-7	1 1/2

With 1/4" pin hole

* With 1/2" pin hole

Torque Limiter Flange

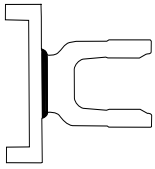

SPECIFICATIONS

	REFERENCE #
803-3500	35R-NTL

(Interchanges with Great Lakes clutch)

Square Bore

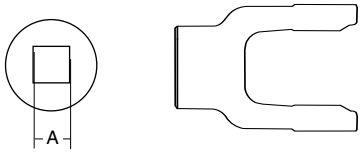

SPECIFICATIONS

	REFERENCE #	DIM. "A" BORE (IN.)
804-3516	35R160-26	1
804-3518	35R180-26	1 1/8
804-3519	35R190-26	1 3/16
804-3520	35R200-26	1 1/4
804-3526	35R260-26	1 5/8

With set screw

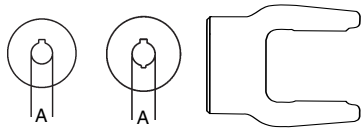

SINGLE* DOUBLE

Round Bore Keyway & Set Screw

SPECIFICATIONS

	DIM. "A" BORE (IN.)	KEYWAY (IN.)
800-3516*	1	¼
800-3518*	1	¼
800-3519*	1	¼
806-3520	1	¼ & 5⁄16
806-3522	1	5⁄16 & ⅜
800-3523*	1	⅜
800-3524*	1	⅜
800-3526*	1	⅜
800-3528*	1	⅜

* single keyway

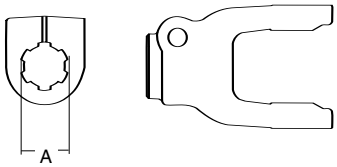

Clamp Yoke

SPECIFICATIONS

	DIM. "A" BORE (IN.)
807-3520	1 ¾ x 20 Spline
807-3521	1 ⅜ x 21 Spline

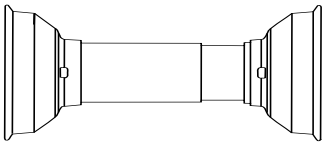

Guard
Plastic Guard

SPECIFICATIONS

	OVERALL DRIVELINE LENGTH (IN.)
900-2548	48
900-2560	60

NOTE: When installing bearings 921-1200 guards observe the following:

1) Install proper nylon bearing and retainer
2) Check to insure guards turn freely on bearing

Yoke, Tube & Sleeve Assembly 1 3⁄16" Square

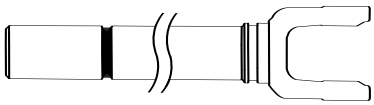

SPECIFICATIONS

	REFERENCE #	CENTERLINE TO END OF TUBE DIMENSION (IN.)
11003548	35R48F	34.69

Yoke & Shaft Assembly 1 3⁄16" Square

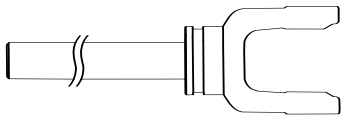

SPECIFICATIONS

	REFERENCE #	CENERLINE TO END OF SHAFT DEMENSION (IN.)
10003548	35R48M	33.19

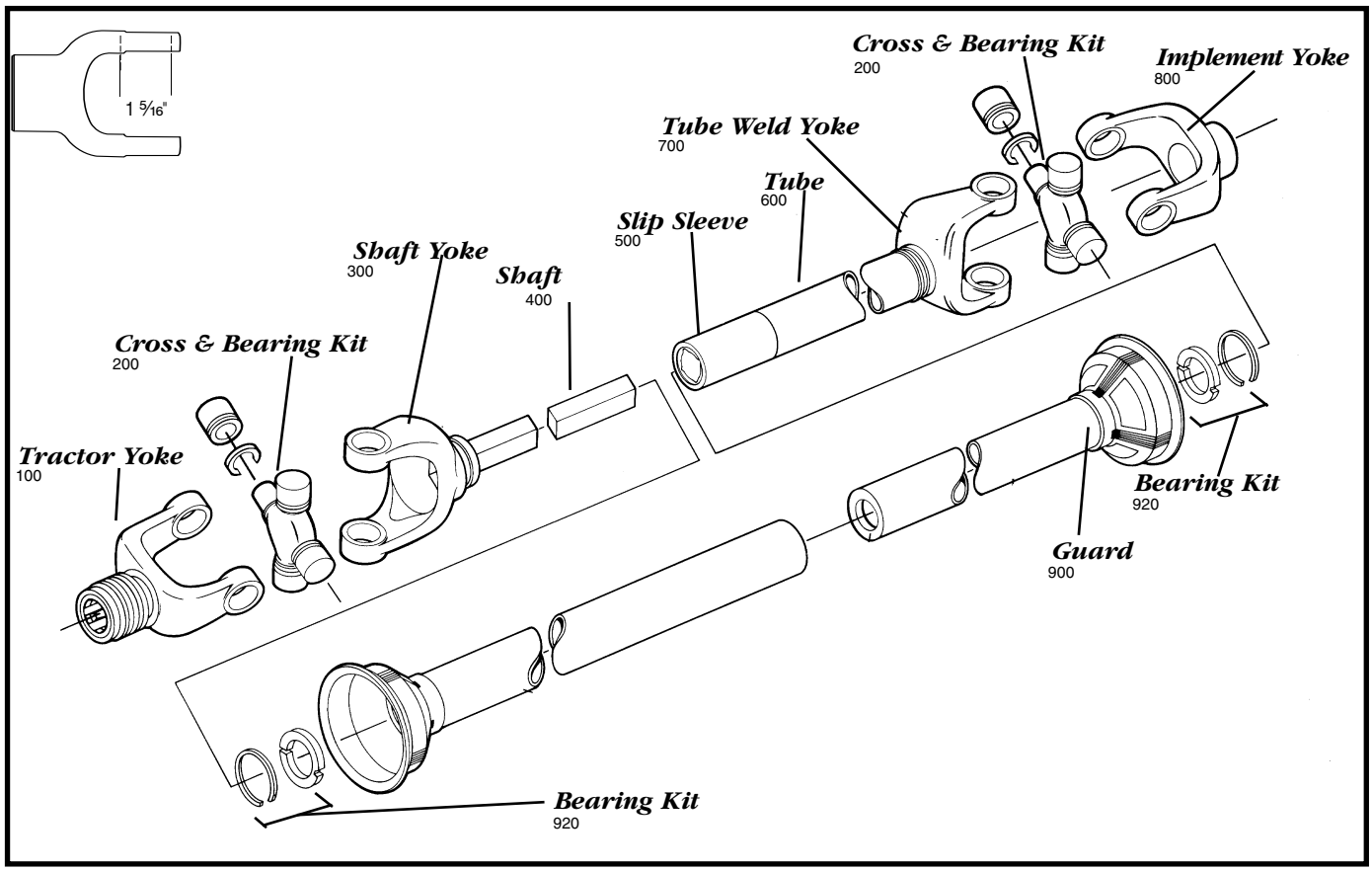

Tractor Yoke

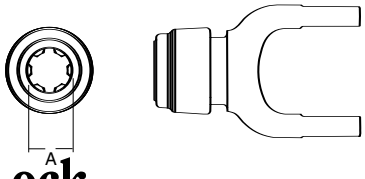

Safety Slide Lock

SPECIFICATIONS

	REFERENCE #	DIM. "A" BORE (IN.)
101-4406	44R220-20-SS	1 3/8 x 6
101-4421	44R220-TQD-SS	1 3/8 x 21
101-4420	-	1 3/4 x 20

Quick Disconnect

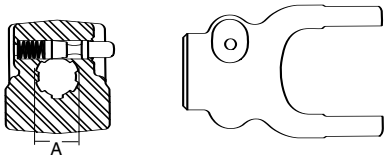

SPECIFICATIONS

	REFERENCE #	DIM. "A" BORE (IN.)
102-4406	44R220-20	1 3/8 x 6
102-4420	-	1 3/4 x 20
102-4421	44R220-TQD	1 3/8 x 21

Repair kit — page 200

Cross & Bearing Kit

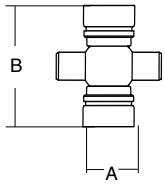

SPECIFICATIONS

	REFERENCE #	DIM. "A" BORE (IN.)	DIM. "B" BORE (IN.)
200-4400	44R	1 5/16	4
201-4400	Extended Life	1 5/16	4

Snap ring located in bushing

Shaft Weld Yoke

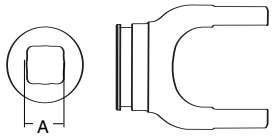

SPECIFICATIONS

	REFERENCE #	DIM. "A" BORE (IN.)
300-4400	44RWY2100	1 5/16 sq.

With bearing groove
(Guard must rotate freely on yoke)

Shaft

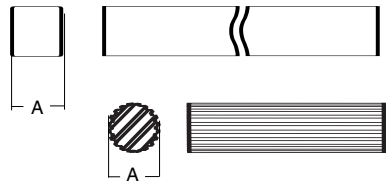

SPECIFICATIONS

	REFERENCE #	DIM. "A" BORE (IN.)	LENGTH (IN.)	SHAPE
400-0021	B1312	1 5/16	6	Square
404-2720	-	1 11/16 x 20	3	Round

Slip Sleeve

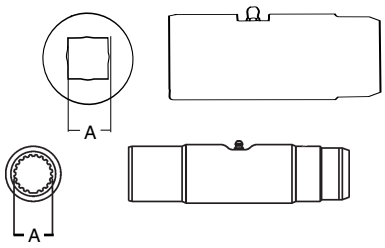

SPECIFICATIONS

	REFERENCE #	LENGTH (IN.)	DIM. "A" BORE (IN.)	FITS TUBE SIZE (IN.)	SHAPE
500-4400	44-55RS06	5	1 5/16	2 ½ (.134 Wall)	Square
503-3500	–	8	1 11/16 x 20	2 ½	Round

With grease groove

Tube

2 ½" (.120 Wall)

SPECIFICATIONS

	REFERENCE #	LENGTH (IN.)
602-4400	44RTT	6

Tube Weld Yoke

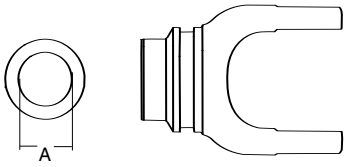

SPECIFICATIONS

	REFERENCE #	DIM. "A" BORE (IN.)
701-4400	44RWY2200	2 ½ (.120 Wall)

With bearing groove
(Guard must rotate freely on yoke)

Implement Yoke

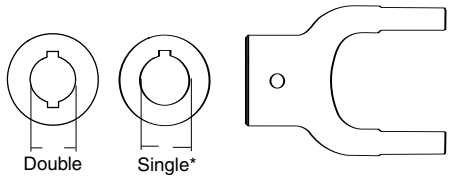

Round Bore

SPECIFICATIONS

	REFERENCE #	DIM. "A" BORE (IN.)
806-4420	¼	5/16 & ¼
806-4422	1 3/8	5/16 & ¼
800-4423*	1 7/16	3/8
806-4424	1 ½	5/16 & 3/8
800-4426*	1 5/8	3/8
800-4428*	1 3/4	3/8
800-4432*	2	½

Spline Bore

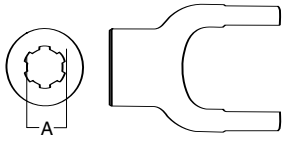

SPECIFICATIONS

	REFERENCE #	DIM. "A" BORE (IN.)
801-4406	44R220-21	1 3/8 x 6 Spline
801-4421	44R220-T	1 3/8 x 21 Spline

With 21/64" pin hole

Square Bore

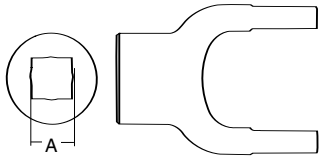

SPECIFICATIONS

	REFERENCE #	DIM. "A" BORE (IN.)
804-4418	44R180-26	1 ⅛

With set screw

Guard

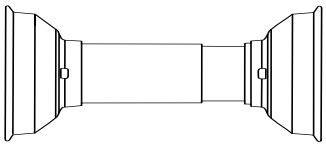

Plastic Guard

SPECIFICATIONS

	OVERALL DRIVELINE LENGTH (IN.)
902-3548	48
902-3560	60

NOTE: When installing bearings (921-4400) guards observe the following:

1) Install proper nylon bearing and retainer
2) Check to insure guards turn freely on bearing

Yoke & Shaft Assembly

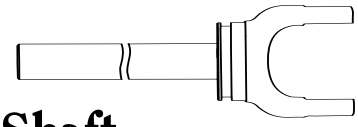

1 5⁄16" Square Shaft

SPECIFICATIONS

	REFERENCE #	CENTERLINE TO END OF SHAFT DIMENSION LENGTH (IN.)
10004448	44R48M	33.12

Yoke, Tube & Sleeve Assembly



1 5⁄16" Square

SPECIFICATIONS

	REFERENCE #	CENTERLINE TO END OF TUBE DIMENSION LENGTH (IN.)
11004448	44R48F	35.62

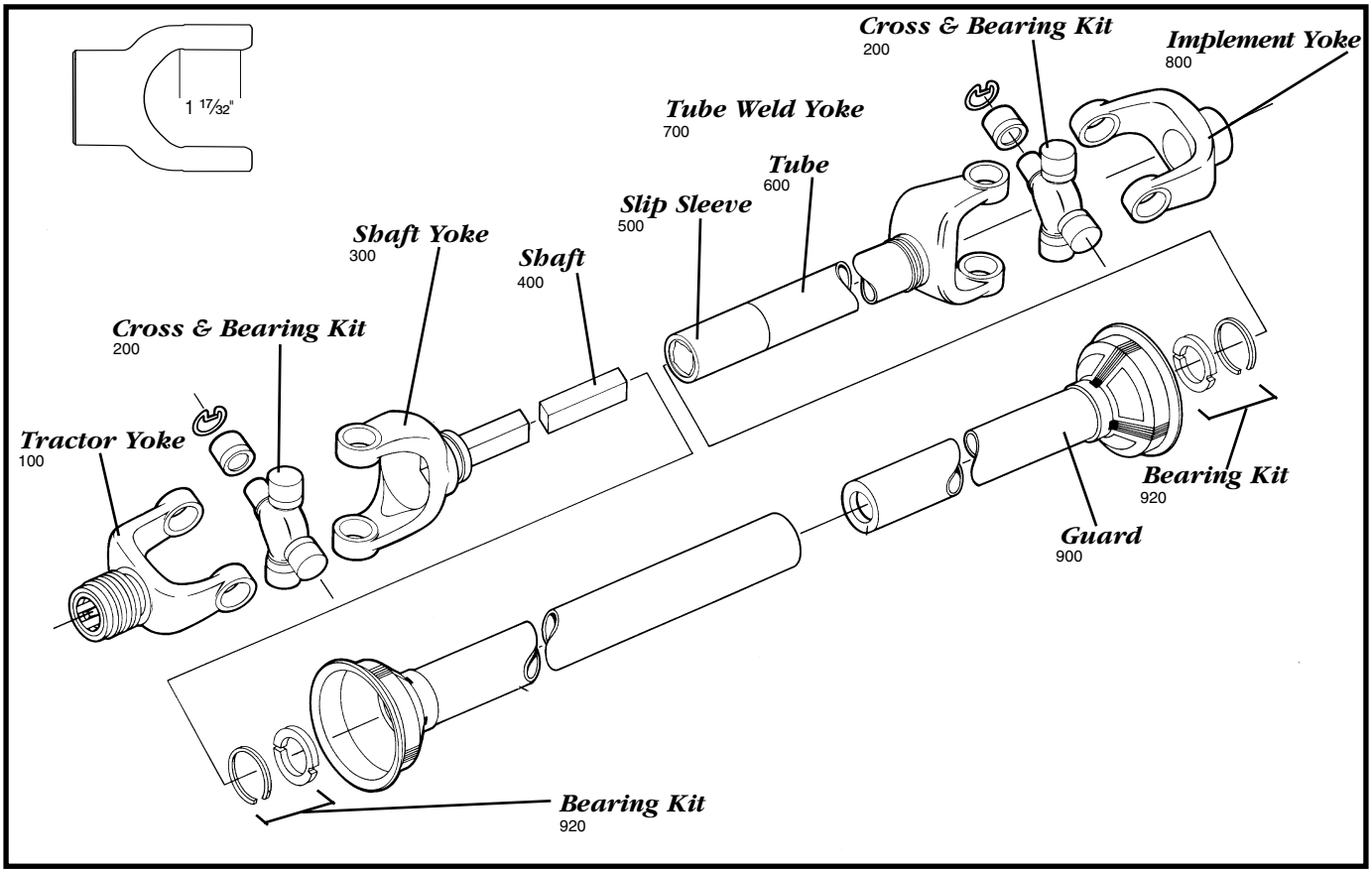

Tractor Yoke

Safety Slide Lock

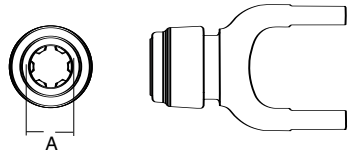

SPECIFICATIONS

	REFERENCE #	DIM. "A" BORE (IN.)
101-5506	55R220-20-SS	1 3/8 x 6
101-5521	55R220-TQD-SS	1 3/8 x 21
101-5520	–	1 3/4 x 20

Quick Disconnect

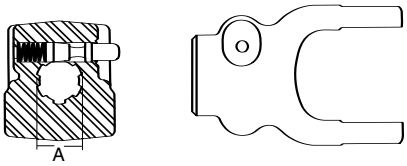

SPECIFICATIONS

	REFERENCE #	DIM. "A" BORE (IN.)
102-5506	55R220-20	1 3/8 x 6
102-5521	55R220-TQD	1 3/8 x 21
102-5520	–	1 3/4 x 20

Repair kit — page 200

Cross & Bearing Kit

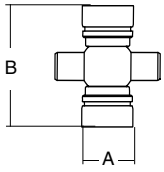

SPECIFICATIONS

	REFERENCE #	DIM. "A" BORE (IN.)	DIM. "B" BORE (IN.)
200-5500	55R	1 17/32	4 5/16
201-5500	Extended Life	1 17/32	4 5/16

Snap ring located in bushing

Shaft Weld Yoke

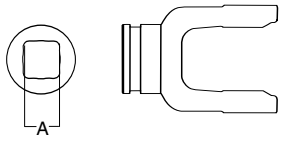

SPECIFICATIONS

	REFERENCE #	DIM. "A" BORE (IN.)	DIM. "B" BORE (IN.)
300-5500	55RWY2100	1 5/16 sq.	–
302-5500	–	–	1 11/16 x 20

With bearing groove
(Guard must rotate freely on yoke)

Shaft

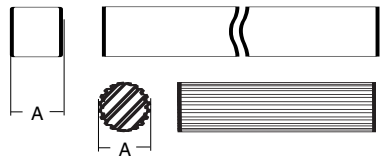

SPECIFICATIONS

	REFERENCE #	DIM. "A" BORE (IN.)	LENGTH (IN.)	SHAPE
400-0021	B1312	1 5/16	6	Square
404-2720	–	1 11/16 x 20	3	Round

Slip Sleeve

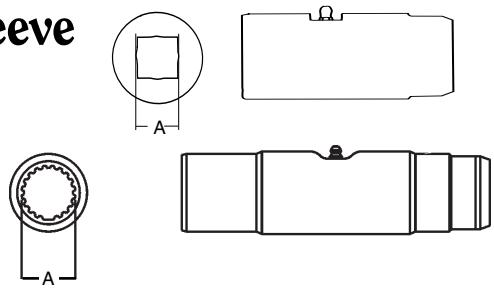

SPECIFICATIONS

	REFERENCE #	LENGTH (IN.)	DIM. "A" BORE (IN.)	DIM. "B" BORE (IN.)	SHAPE
500-4400	44-55RS06	5	1 5/16	2 ½ (.134 Wall)	Square
503-3500	–	8	1 11/16 x 20	2 ½	Round

With grease groove

Tube
2 ½" (.120 Wall)

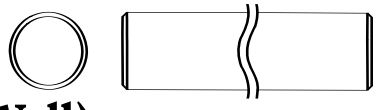

SPECIFICATIONS

	REFERENCE #	DIM. "A" BORE (IN.)
602-4400	44RTT	6

Tube Weld Yoke

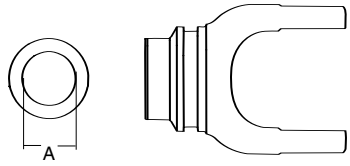

SPECIFICATIONS

	REFERENCE #	DIM. "A" BORE (IN.)
701-5500	55RWY2200	2 ½ (.120 Wall)

With bearing groove
(Guard must rotate freely on yoke)

Implement Yoke

Round Bore

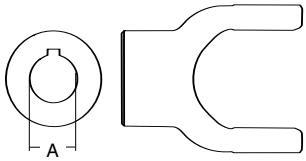

SPECIFICATIONS

	DIM. "A" BORE (IN.)	KEYWAY
800-5522	1 3/8	5/16
800-5524	1 ½	3/8
800-5526	1 5/8	3/8
800-5528	1 3/4	3/8
800-5532	2	½

With keyway & set screw

Spline Bore

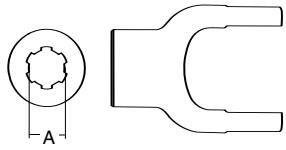

SPECIFICATIONS

	REFERENCE #	DIM. "A" BORE (IN.)
801-5506	55R220-21	1 3/8 x 6

With 21/64" pin hole

Clamp Yoke

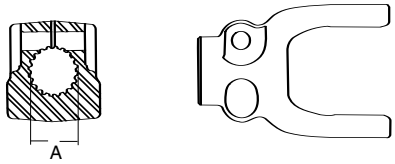

SPECIFICATIONS

	DIM. "A" BORE (IN.)
807-5520	1 3/4 x 20

Guard

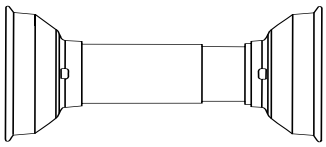

Plastic Guard

SPECIFICATIONS

	OVERALL DRIVELINE LENGTH (IN.)
902-3548	48
902-3560	60

NOTE: When installing bearings (921-4400) guards observe the following:
1) Install proper nylon bearing and retainer
2) Check to insure guards turn freely on bearing

Yoke & Shaft Assembly

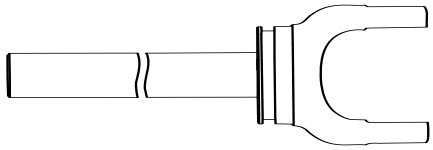

1 5⁄16" Square Shaft

SPECIFICATIONS

	CENTERLINE TO END OF SHAFT DIMENSION LENGTH (IN.)
10005548	32.75

Yoke, Tube & Sleeve Assembly

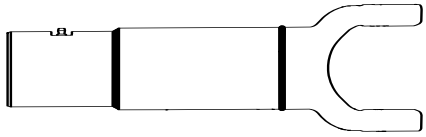

1 5⁄16" Square

SPECIFICATIONS

	CENTERLINE TO END OF TUBE DIMENSION LENGTH (IN.)
11005548	33.38

Safety Slide Lock

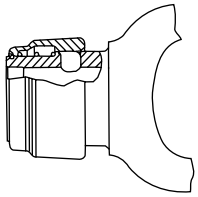

SPECIFICATIONS

	DESCRIPTION
13004000	Repair Kit for Weasler Safety Slide Lock 6 Spine & 21 Spine
13004020	Repair Kit for Weasler Safety Slide Lock 20 Spline

Spring-Lok

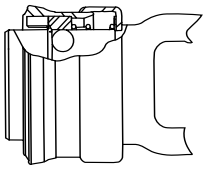

SPECIFICATIONS

	DESCRIPTION
13003100	Repair Kit for Weasler Spring-Lok 6 Spine & 21 Spine
13003115	Repair Kit for Weasler Spring-Lok 1" x 15 Spline

Quick Disconnect

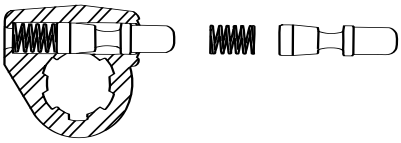

SPECIFICATIONS

	DESCRIPTION
13002006	Repair Kit for Weasler & Rockwell 6 Spline
13002021	Weasler 21 Spline
13002020	Weasler 20 Spline

Driveline Component Display

6 Series

DISPLAY INCLUDES

	QUANTITY (PCS.)
102-0606	2
200-0600	8
300-0600	2
700-0600	2
800-0612	1
800-0616	4
800-0620	2
900-0648	1
921-0600	1
10000648	1
11000648	1

12 Series

DISPLAY INCLUDES

	QUANTITY (PCS.)
102-1206	2
200-1200	8
300-1200	2
700-1200	2
800-1216	4
806-1220	2
800-1222	1
900-2548	1
921-1200	1
10001248	1
11001248	1



14 Series

DISPLAY INCLUDES

	QUANTITY (PCS.)
102-1406	2
100-1421	2
200-1400	8
300-1400	2
500-1400	1
701-1400	2
800-1420	2
800-1422	2
802-1422	1
10001448	1
11001448	1

35 Series

DISPLAY INCLUDES

	QUANTITY (PCS.)
102-3506	2
102-3521	1
200-3500	8
300-3500	1
500-3500	1
701-3500	1
800-3518	1
800-3520	2
800-3522	2
800-3523	1
800-3524	2
801-3506	1
900-2548	1
921-1200	1
10003548	1
11003548	1

Display

12001000

The Weasler Display Center is a dealer merchandiser that makes selling easy. Most parts are on display for the convenient visual inventory control as well as quick self-service for the customer.

The 48" x 66" floor fixture contains an inventory of driveline components in the most popular sizes. Equivalents are available for most competitive equipment brands.

Transparency ID System

DISPLAY INCLUDES

	QUANTITY (PCS.)
12002500	1

Allows customers to identify components

Display w/ Tubing

12002000

Includes the same product as # 12001000, plus an assortment of tubing and shafting in 6' lengths.

DISPLAY INCLUDES

	QUANTITY (PCS.)
400-1214	2
400-1618	2
400-0019	1
600-1618	2
600-2022	2
602-1400	1
602-3500	1

44/55 Series Display



Display
12004000

The Weasler Display Center is a dealer merchandiser that makes selling easy. Most parts are on display for the convenient visual inventory control as well as quick self-service for the customer.

The 48" x 56" floor fixture contains an inventory of high horse power driveline components in the most popular sizes. Equivalents are available for most competitive equipment brands.

44 Series

DISPLAY INCLUDES

	QUANTITY (PCS.)
102-4406	1
102-4420	1
102-4421	1
200-4400	8
300-4400	2
500-4400	2
701-4400	1
800-4422	1
800-4424	2
800-4428	1
801-4406	1
902-3548	2
921-4400	2

55 Series

DISPLAY INCLUDES

	QUANTITY (PCS.)
102-5506	2
102-5520	1
102-5521	1
200-5500	4
300-5500	2
302-5500	1
701-5500	1
800-5522	1
800-5524	1
800-5528	2
800-5532	1

Locking Repair Kits

DISPLAY INCLUDES

	QUANTITY (PCS.)
13002006	1
13002020	1
13002021	1

Shafting

DISPLAY INCLUDES

	QUANTITY (PCS.)
404-0021	1
404-2720	1
604-4400	1

Transparency ID System

DISPLAY INCLUDES

	QUANTITY (PCS.)
12004500	1

Allows customers to identify components

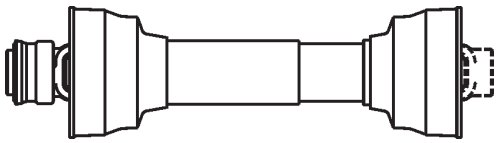

No Yokes

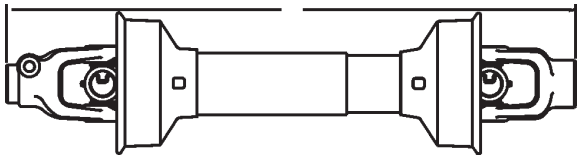

With Yokes

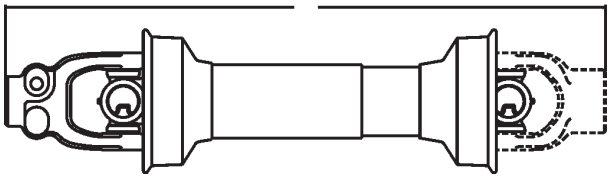

No Implement Yoke

North American Drivelines

Drivelines furnished without cross & bearing kit and implement yoke. For implement yoke selection refer to Weasler aftermarket driveline component section. When cross & bearing kit and implement yoke are assembled, the overall length of the driveline.

SPECIFICATIONS

	SERIES	DESCRIPTION	USED ON
14000620	6	27-¼″ DRVLINE 1-⅜″ 6 SPL QD / 1″ RD	FERTILIZER SPREADER
14000638	6	38″ DRVLINE 1-⅜″ 6 SPL QD / 1″ RD	ALL PURPOSE
14000600	6	39″ DRVLINE 1-⅜″ 6 SPL SPG LOK / 1″ RD	FINISHING MOWER
14000648	6	48″ DRVLINE 1-⅜″ 6 SPL SPG LOK NO IMP YOKE	ALL PURPOSE
14010648	6	48″ DRVLINE NO YOKES	
14000616	6	48″ DRVLINE 1-⅜″ 6 SPL SPG LOK / 1″ RD	AUGERS
14001220	12	48″ DRVLINE 1-⅜″ 6 SPL SPG LOK / 1-¼″ RD	AUGERS
14001248	12	48″ DRVLINE 1-⅜″ 6 SPL SPG LOK NO IMP YOKE	
14021248	12	48″ DRVLINE CROSS KITS NO YOKES	
14011248	12	48″ DRVLINE NO YOKES	
14001260	12	60″ DRVLINE 1-⅜″ 6 SPL SPG LOK NO IMP YOKE	
14011260	12	60″ DRVLINE NO YOKES	
14001404	14	30-3⁄16″ DRVLINE 1-⅜″ 6 SPL SPG LOK / 1-⅜″ RD SHR PIN	4′ LIFT TYPE ROTARY CUTTER
14001405	14	37-3⁄16″ DRVLINE 1-⅜″ 6 SPL SPG LOK / 1-⅜″ RD SHR PIN	5′ LIFT TYPE ROTARY CUTTER
14001420	14	48″ DRVLINE 1-⅜″ 6 SPL SPG LOK / 1-¼″ RD	AUGERS
14001448	14	48″ DRVLINE 1-⅜″ 6 SPL SPG LOK NO IMP YOKE	
14021448	14	48″ DRVLINE CROSS KITS NO YOKES	
14011448	14	48″ DRVLINE NO YOKES	
14001406	14	56-3⁄16″ DRVLINE 1-⅜″ 6 SPL SPG LOK / 1-⅜″ RD SHR PIN	5′ & 6′ PULL TYPE ROTARY CUTTER
14001460	14	60″ DRVLINE 1-⅜″ 6 SPL SPG LOK NO IMP YOKE	
14011460	14	60″ DRVLINE NO YOKES	
14003531	35	31″ DRVLINE 1-⅜″ 6 SPL NO IMP YOKE	
14003535	35	35″ DRVLINE 1-⅜″ 6 SPL NO IMP YOKE	
14003536	35	36″ DRVLINE 1-⅜″ 6 SPL SLD LOK / 1-⅜″ 6 SPL SLD LOK	ALL PURPOSE
14023539	35	39″ DRVLINE CROSS KITS NO YOKES	

No Yokes

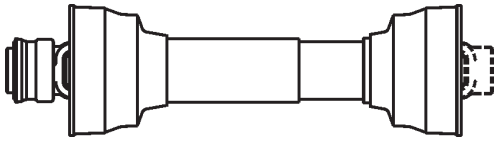

With Yokes

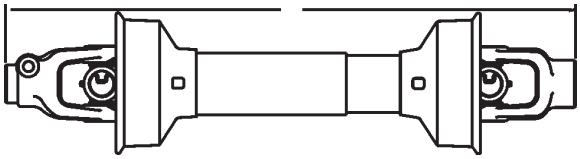

No Implement Yoke

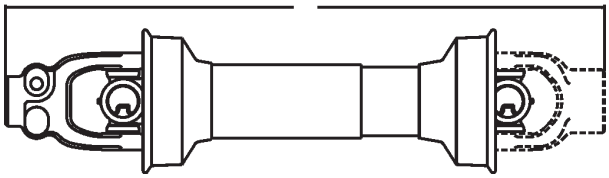

North American Drivelines

Drivelines furnished without cross & bearing kit and implement yoke. For implement yoke selection refer to Weasler aftermarket driveline component section. When cross & bearing kit and implement yoke are assembled, the overall length of the driveline.

SPECIFICATIONS

	SERIES	DESCRIPTION	USED ON
14003524	35	48″ DRVLINE 1-⅜″ 6 SPL QD / 1-½″ RD	PUMPS
14003548	35	48″ DRVLINE 1-⅜″ 6 SPL QD NO IMP YOKE	
14023548	35	48″ DRVLINE CROSS KITS NO YOKES	
14013548	35	48″ DRVLINE NO YOKES	
14003560	35	60″ DRVLINE 1-⅜″ 6 SPL QD NO IMP YOKE	
14013560	35	60″ DRVLINE NO YOKES	
14003507	35	64-⅞″ DRVLINE 1-⅜″ 6 SPL QD / 1-⅓″ RD	7′ PULL TYPE ROTARY CUTTER
14044448	44	48″ DRVLINE 1-11⁄16″ 20 SPL SHAFT / 1-⅜″ 6 SPL SLD QD NO IMP YOKE	
14054448	44	48″ DRVLINE 1-11⁄16″ 20 SPL SHAFT NO YOKES	
14004424	44	48″ DRVLINE 1-⅜″ 6 SPL QD / 1-½″ RD	PUMPS
14004448	44	48″ DRVLINE 1-⅜″ 6 SPL QD NO IMP YOKE	
14014448	44	48″ DRVLINE NO YOKE	
14004460	44	60″ DRVLINE 1-⅜″ 6 SPL QD NO IMP YOKE	
14014460	44	60″ DRVLINE NO YOKES	
14005537	55	37″ DRVLINE 1-⅜″ 6 SPL SLD LOK / 1-⅜″ SLD LOK	ALL PURPOSE
14005542	55	42″ DRVLINE 1-⅜″ 21 SPL SLD LOK / 1-½″ RD	ALL PURPOSE
14005545	55	45″ DRVLINE 1-⅜″ 21 SPL SLD LOK / 1-½″ RD	ALL PURPOSE
14005546	55	46″ DRVLINE 1-¾″ 20 SPL SLD LOK / 1-¾″ RD	ALL PURPOSE
14055548	55	48″ DRVLINE 1-11⁄16″ 20 SPL SHAFT NO YOKES	
14005548	55	48″ DRVLINE 1-⅜″ 6 SPL QD NO IMP YOKE	
14045548	55	48″ DRVLINE 1-⅜″ 6 SPL SLD LOK NO IMP YOKE	
14015548	55	48″ DRVLINE NO YOKES	
14055558	55	58″ DRVLINE 1-11⁄16″ 20 SPL SHAFT NO YOKES	
14005560	55	60″ DRVLINE 1-11⁄16″ 20 SPL SHAFT / 1-⅜″ 6 SPL SLD LOK NO IMP YOKE	
14015560	55	60″ DRVLINE NO YOKES	

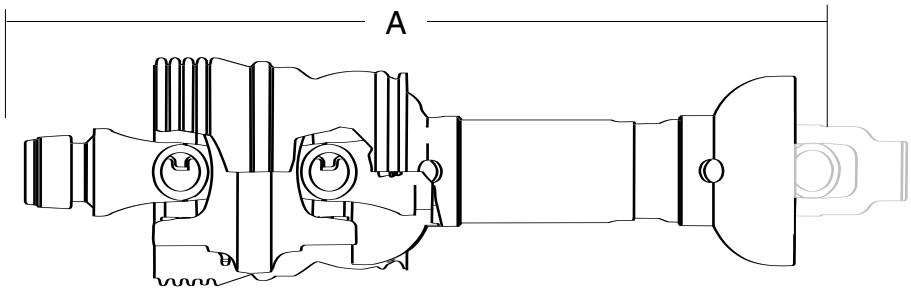

80° Domestic
Instructions for Ordering a CV Driveline

To determine the series of a Weasler driveline, reference the dimension of the cross & bearing. Determine the overall length of the driveline in a closed position (Dim. A) in the illustration. Next select the stock number which closely corresponds with the appropriate series and length.

Drivelines furnished without cross & bearing kit and implement yoke. For implement yoke selection refer to Weasler aftermarket driveline component section. When cross & bearing kit and implement yoke are assembled, the overall length of the driveline will be 48" or 67" or 79".

SPECIFICATIONS

	SERIES	DESCRIPTION
14601448	14	48″ 3 CAT CV DRVLINE 1-⅜″ 21 SPL NO IMP YOKE
14501448	14	48″ CAT 3 CV DRVLINE 1-⅜″ 6 SPL NO IMP YOKE
14601458	14	58″ CAT 3 CV DRVLINE 1-⅜″ 21 SPL NO IMP YOKE
14501458	14	58″ CAT 3 CV DRVLINE 1-⅜″ 6 SPL NO IMP YOKE
14601467	14	67″ CAT 3 CV DRVLINE 1-⅜″ 21 SPL NO IMP YOKE
14501467	14	67″ CAT 3 CV DRVLINE 1-⅜″ 6 SPL NO IMP YOKE
14703548	35	48″ CAT 5 CV DRVLINE 1-¾″ 20 SPL NO IMP YOKE
14603548	35	48″ CAT 5 CV DRVLINE 1-⅜″ 21 SPL NO IMP YOKE
14503548	35	48″ CAT 5 CV DRVLINE 1-⅜″ 6 SPL NO IMP YOKE
14703558	35	58″ CAT 5 CV DRVLINE 1-¾″ 20 SPL NO IMP YOKE
14603558	35	58″ CAT 5 CV DRVLINE 1-⅜″ 21 SPL NO IMP YOKE
14503558	35	58″ CAT 5 CV DRVLINE 1-⅜″ 6 SPL NO IMP YOKE
14703567	35	67″ CAT 5 CV DRVLINE 1-¾″ 20 SPL NO IMP YOKE
14603567	35	67″ CAT 5 CV DRVLINE 1-⅜″ 21 SPL NO IMP YOKE
14503567	35	67″ CAT 5 CV DRVLINE 1-⅜″ 6 SPL NO IMP YOKE
14503573	35	73″ CAT 5 CV DRVLINE 1-⅜″ 6 SPL NO IMP YOKE
14703573	35	73″ CAT 5 CV DRVLINE 1-¾″ 20 SPL NO IMP YOKE
14603573	35	73″ CAT 5 CV DRVLINE 1-⅜″ 21 SPL NO IMP YOKE
14703579	35	79″ CAT 5 CV DRVLINE 1-¾″ 20 SPL NO IMP YOKE
14603579	35	79″ CAT 5 CV DRVLINE 1-⅜″ 21 SPL NO IMP YOKE
14503579	35	79″ CAT 5 CV DRVLINE 1-⅜″ 6 SPL NO IMP YOKE
14704448	44	48″ CAT 5 CV DRVLINE 1-¾″ 20 SPL NO IMP YOKE
14604448	44	48″ CAT 5 CV DRVLINE 1-⅜″ 21 SPL NO IMP YOKE
14504448	44	48″ CAT 5 CV DRVLINE 1-⅜″ 6 SPL NO IMP YOKE
14704458	44	58″ CAT 5 CV DRVLINE 1-¾″ 20 SPL NO IMP YOKE
14604458	44	58″ CAT 5 CV DRVLINE 1-⅜″ 21 SPL NO IMP YOKE

SPECIFICATIONS

	SERIES	DESCRIPTION
14504458	44	58″ CAT 5 CV DRVLINE 1-⅜″ 6 SPL NO IMP YOKE
14704467	44	67″ CAT 5 CV DRVLINE 1-¾″ 20 SPL NO IMP YOKE
14604467	44	67″ CAT 5 CV DRVLINE 1-⅜″ 21 SPL NO IMP YOKE
14504467	44	67″ CAT 5 CV DRVLINE 1-⅜″ 6 SPL NO IMP YOKE
14704473	44	73″ CAT 5 CV DRVLINE 1-¾″ 20 SPL NO IMP YOKE
14604473	44	73″ CAT 5 CV DRVLINE 1-⅜″ 21 SPL NO IMP YOKE
14504473	44	73″ CAT 5 CV DRVLINE 1-⅜″ 6 SPL NO IMP YOKE
14704479	44	79″ CAT 5 CV DRVLINE 1-¾″ 20 SPL NO IMP YOKE
14604479	44	79″ CAT 5 CV DRVLINE 1-⅜″ 21 SPL NO IMP YOKE
14504479	44	79″ CAT 5 CV DRVLINE 1-⅜″ 6 SPL NO IMP YOKE
14705548	55	48″ CAT 5 CV DRVLINE 1-¾″ 20 SPL NO IMP YOKE
14605548	55	48″ CAT 5 CV DRVLINE 1-⅜″ 21 SPL NO IMP YOKE
14505548	55	48″ CAT 5 CV DRVLINE 1-⅜″ 6 SPL NO IMP YOKE
14705558	55	58″ CAT 5 CV DRVLINE 1-¾″ 20 SPL NO IMP YOKE
14605558	55	58″ CAT 5 CV DRVLINE 1-⅜″ 21 SPL NO IMP YOKE
14505558	55	58″ CAT 5 CV DRVLINE 1-⅜″ 6 SPL NO IMP YOKE
14705567	55	67″ CAT 5 CV DRVLINE 1-¾″ 20 SPL NO IMP YOKE
14605567	55	67″ CAT 5 CV DRVLINE 1-⅜″ 21 SPL NO IMP YOKE
14505567	55	67″ CAT 5 CV DRVLINE 1-⅜″ 6 SPL NO IMP YOKE
14705573	55	73″ CAT 5 CV DRVLINE 1-¾″ 20 SPL NO IMP YOKE
14605573	55	73″ CAT 5 CV DRVLINE 1-⅜″ 21 SPL NO IMP YOKE
14505573	55	73″ CAT 5 CV DRVLINE 1-⅜″ 6 SPL NO IMP YOKE
14705579	55	79″ CAT 6 CV DRVLINE 1-¾″ 20 SPL NO IMP YOKE
14605579	55	79″ CAT 6 CV DRVLINE 1-⅜″ 21 SPL NO IMP YOKE
14505579	55	79″ CAT 6 CV DRVLINE 1-⅜″ 6 SPL NO IMP YOKE

** for Weasler Brand only*

Tractor Yoke

Safety Slide Lock

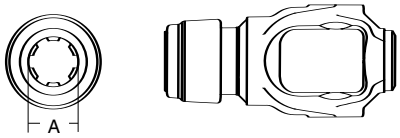

SPECIFICATIONS

	SERIES	DIM. "A" BORE (IN.)
107-3506	35/44	1 3/8 x 6
107-3521	35/44	1 3/8 x 21
107-5506	55	1 3/8 x 6
107-5521	55	1 3/8 x 21

Spring-Lock

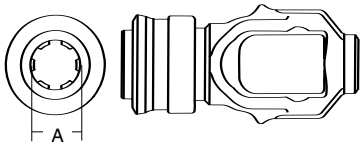

SPECIFICATIONS

	SERIES	DIM. "A" BORE (IN.)
108-1406	14	1 3/8 x 6
108-1421	14	1 3/8 x 21

Quick-Disconnect

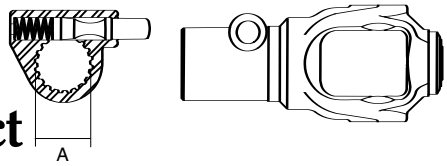

SPECIFICATIONS

	SERIES	DIM. "A" BORE (IN.)
109-3506	35/44	1 3/8 x 6
109-3520	35/44	1 3/4 x 20
109-5520	55	1 3/4 x 20

Cross & Bearing Kit

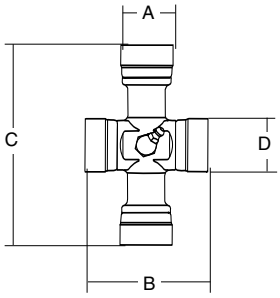

SPECIFICATIONS

	REFERENCE #	DIM. "A" BORE (IN.)	DIM. "B" BORE (IN.)	DIM. "C" BORE (IN.)	DIM. "D" BORE (IN.)
200-1430	14RCV	1 1/8	2 5/8	4 1/4	–
200-3545	35RCV	1 1/4	3 7/32	4 5/16	–
200-5556	55RCV	1 5/16	4 5/16	3 47/64	1 17/32

Shaft

1" x 1 1/8" Rectangular

SPECIFICATIONS

	REFERENCE #	SERIES	LENGTH (FT.)
400-1618	B1200	14	6



1 11/16" x 20 Spline (induction hardness)

SPECIFICATIONS

	SERIES	LENGTH
404-2720	35/44/55	3

Center Housing

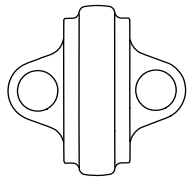

SPECIFICATIONS

	SERIES
550-1430	14
550-3545	35/44
550-5556	55

Yoke Tube Assembly

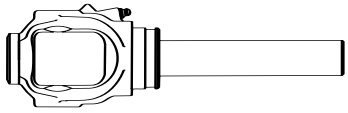

SPECIFICATIONS

	SERIES	SHAFT SIZE (IN.)	DIM. "A" SHAFT LENGTH (IN.)
10101400	14	1 x 1 1/8 Rectangular	27 1/4
10103500	35/44	1 11/16 x 20 Spline	27
10105500	55	1 11/16 x 20 Spline	27

Fits all corresponding series tube assemblies

** for Weasler Brand only*

Yoke Tube & Sleeve Assembly

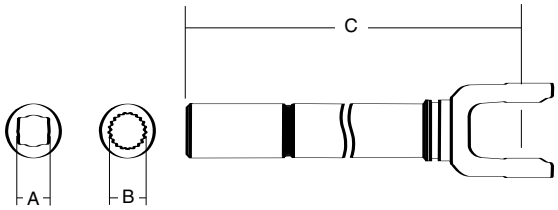

SPECIFICATIONS

	SERIES	DIM. "A" BORE (IN.)	DIM. "B" BORE (IN.)	OVERALL DRIVELINE LENGTH (IN.)	DIM "C" *CL TO END OF SLEEVE (IN.)
11101448	14	1 x 1 ⅛ Rectangular	–	48	31 ⅝
11101467	14	1 x 1 ⅛ Rectangular	–	67	50 ⅝
11103548	35	–	1 11/16 x 20 Spline	48	29 ¼
11103567	35	–	1 11/16 x 20 Spline	67	48 ¼
11103579	35	–	1 11/16 x 20 Spline	79	58 ¼
11104448	44	–	1 11/16 x 20 Spline	48	28 ⅞
11104467	44	–	1 11/16 x 20 Spline	67	47 ⅞
11104479	44	–	1 11/16 x 20 Spline	79	59 ⅞
11105548	55	–	1 11/16 x 20 Spline	48	28 ⅞
11105567	55	–	1 11/16 x 20 Spline	67	47 ⅞
11105579	55	–	1 11/16 x 20 Spline	79	59 ⅞

* CL = centerline

Constant Velocity Joint & Shaft Half with Guard

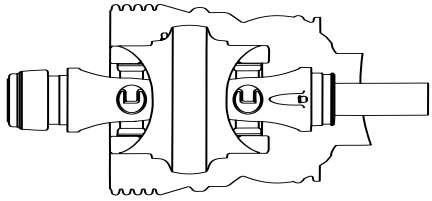

SPECIFICATIONS

	SERIES	SHAFT SIZE (IN.)	SHAFT LENGTH (IN.)	TRACTOR YOKE (IN.)
16501406	14	1 x 1 ⅛ Rectangular	27 ¼	1 ⅜ x 6
16601421	14	1 x 1 ⅛ Rectangular	27 ¼	1 ⅜ x 21
16503506	35/44	1 11/16 x 20 Spline	27	1 ⅜ x 6
16603521	35/44	1 11/16 x 20 Spline	27	1 ⅜ x 21
16703520	35/44	1 11/16 x 20 Spline	27	1 ¾ x 20
16505506	55	1 11/16 x 20 Spline	27	1 ⅜ x 6
16605521	55	1 11/16 x 20 Spline	27	1 ⅜ x 21
16705520	55	1 11/16 x 20 Spline	27	1 ¾ x 20

Fits all corresponding yoke, tube & sleeve assemblies

Yoke Tube & Sleeve with Guard

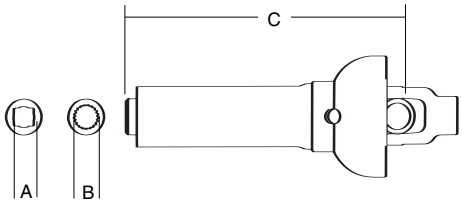

SPECIFICATIONS

	SERIES	DIM. "A" BORE (IN.)	DIM. "B" BORE (IN.)	DIM "C" *CL TO END OF SLEEVE (IN.)	OVERALL DRIVELINE LENGTH (IN.)
17501448	14	1 x 1 ⅛ Rectangular	–	31 ⅝	48
17501467	14	1 x 1 ⅛ Rectangular	–	50 ⅝	67
17503548	35	–	1 11/16 x 20 Spline	29 ¼	48
17503567	35	–	1 11/16 x 20 Spline	48 ¼	67
17503579	35	–	1 11/16 x 20 Spline	58 ¼	79
17504448	44	–	1 11/16 x 20 Spline	28 ⅞	48
17504467	44	–	1 11/16 x 20 Spline	47 ⅞	67
17504479	44	–	1 11/16 x 20 Spline	59 ⅞	79
17505548	55	–	1 11/16 x 20 Spline	28 ⅞	48
17505567	55	–	1 11/16 x 20 Spline	47 ⅞	67
17505579	55	–	1 11/16 x 20 Spline	59 ⅞	79

* CL = centerline

Constant Velocity Joint & Shaft

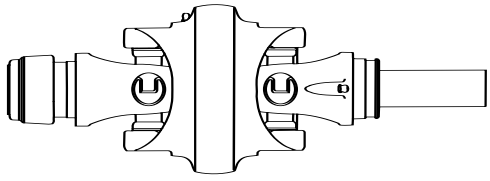

SPECIFICATIONS

	SERIES	SHAFT SIZE (IN.)	SHAFT LENGTH (IN.)	TRACTOR YOKE (IN.)
15501406	14	1 x 1 ⅛ Rectangular	27 ¼	1 ⅜ x 6
15601421	14	1 x 1 ⅛ Rectangular	27 ¼	1 ⅜ x 21
15503506	35/44	1 11/16 x 20 Spline	27	1 ⅜ x 6
15603521	35/44	1 11/16 x 20 Spline	27	1 ⅜ x 21
15703520	35/44	1 11/16 x 20 Spline	27	1 ¾ x 20
15505506	55	1 11/16 x 20 Spline	27	1 ⅜ x 6
15605521	55	1 11/16 x 20 Spline	27	1 ⅜ x 21
15705520	55	1 11/16 x 20 Spline	27	1 ¾ x 20

Fits all corresponding series tube assemblies

Short Coupler Drive Shaft



SPECIFICATIONS

37 SERIES	41 SERIES	48 SERIES	DRIVE SHAFT LENGTH (IN.)
SC-37	SC-41	–	9 7/8
–	–	SC-48	9

Flange Hubs for SL & SC Drive Shafts

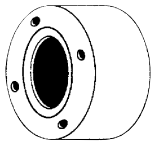

Special Flange

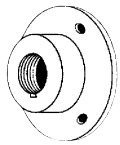

Special Large Flange

SPECIFICATIONS

37 & 41 SERIES	48 SERIES	BORE (IN.)	KEYWAY (IN.)
100-003-002	–	1 1/4	1/4 & 1/8
100-003-004	–	1 1/2	3/8 & 3/16
–	100-005-002	1 5/8	3/8
100-003-006	100-005-004	1 3/4	3/8 & 3/16
100-003-008	100-005-006	1 7/8	1/2 & 1/4
100-004-002*	100-005-007	2	1/2 & 1/4
100-004-005*	100-005-010	2 1/4	5/8 & 5/16

* Special large flange

Industrial and Irrigation Drive Shafts and Components

Standard Length Drive Shaft

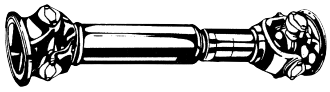

SPECIFICATIONS

37 SERIES	41 SERIES	48 SERIES	DRIVE SHAFT LENGTH (IN.)
SL-37X24	SL-41X24	SL-48X24	24
SL-37X36	SL-41X36	SL-48X36	36
SL-37X48	SL-41X48	SL-48X48	48

Cross & Bearing Kit

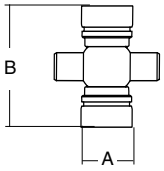

SPECIFICATIONS

37 SERIES	41 SERIES	48 SERIES	DIMENSION LENGTH (IN.)
5-178X	5-160X	3-0180	–
1.188	1.155	1.375	A
3.374	3.936	3.875	B

Sleeve Yokes

SPECIFICATIONS

37 SERIES	41 SERIES	48 SERIES
3-3-488KX	3-3-508KX	3-3-1601KX

Flange Yokes

SPECIFICATIONS

37 SERIES	41 SERIES	48 SERIES
3-2-119	3-2-159	3-2-479

For Metric Driveline Components

Weasler # 12008500

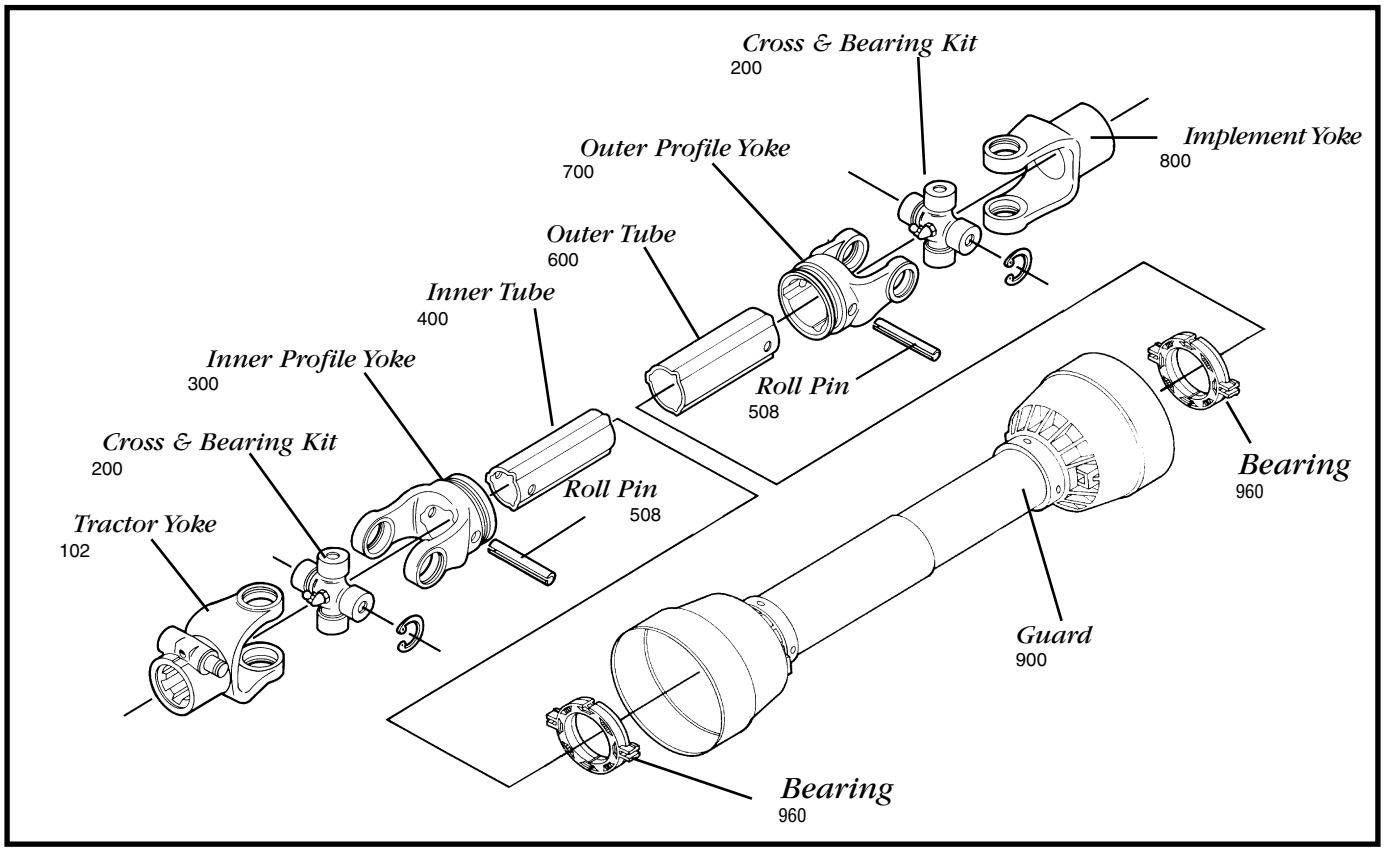

Each series has an exploded view for identification purposes. The drawing illustrates the components in the same sequence as an implement input driveline transmitting power from tractor to implement. Each component of the exploded view is identified by an eight digit weasler number to insure correct identification of each component.

Example: For metric components the 102 prefix denotes a Quick Disconnect Tractor Yoke on the exploded view.

When ordering any component in the exploded view (for any series), be sure the weasler number begins with the appropriate three-digit prefix.

The digit immediately following the dash (-) will be a 6, 7 or 8.
A 6 indicates the item is interchangeable with Bondioli & Pavesi ONLY.
A 7 indicates the item is interchangeable with Walterscheid ONLY.
An 8 indicates the item is interchangeable with BOTH Bondioli and Pavesi AND Walterscheid.
This interchangeability designation is used for all components EXCEPT roll pins and guard bearings.



The following chart lists the approximate size replacement for Metric Drivelines. These are not an exact interchange, and should be used as a general replacement guide only.

DRIVELINE REPLACEMENT CHART

Weasler Series	Replacement for:	Weasler Series	Replacement For:
6	BONDIOLI & PAVESI 1 & 2 SERIES WALTERSCHEID 2100 & 2200	35	BONDIOLI & PAVESI 5 SERIES WALTERSCHEID 220 & 2400 SERIES
12	BONDIOLI & PAVESI 3 SERIES WALTERSCHEID I SERIES	44	BONDIOLI & PAVESI 6 & 7 SERIES WALTERSCHEID II SERIES
14	BONDIOLI & PAVESI 4 SERIES WALTERSCHEID 2300 SERIES	55	BONDIOLI & PAVESI 8 SERIES WALTERSCHEID 2500 SERIES

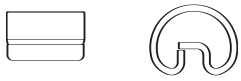

B Snap Ring located in the yoke (External)

Cross & Bearing Kits

SPECIFICATIONS

WEASLER PART NO.	E-KIT	WEASLER SERIES	RATED H/P @540 RPM	BEARING DIAMETER	CAP TO CAP OVERALL LENGTH	SNAP RING TYPE
200-6154	201-6154	1	16	22.0 mm	54.0 mm	B
200-8261	201-8261	2	21	23.8 mm	61.2 mm	B
200-8370	201-8370	3	30	27.0 mm	70.0 mm	B
200-8474	201-8474	4	35	27.0 mm	74.6 mm	B
200-6580	201-6580	5	48	30.2 mm	79.4 mm	B
200-8692	201-8692	6	64	30.2 mm	92.0 mm	B
200-6794	201-6794	7N	75	34.9 mm	94.0 mm	B
200-6806	201-6806	8	95	35.0 mm	106.5 mm	B
200-6908	201-6908	9	120	41.0 mm	108.0 mm	B
200-7155	201-7155	2100	16	22.0 mm	54.8 mm	B
200-8261	201-8261	2200	26	23.8 mm	61.2 mm	B
200-8370	201-8370	I	30	27.0 mm	70.0 mm	B
200-8474	201-8474	2300	37	27.0 mm	74.6 mm	B
200-8692	201-8692	220	64	30.2 mm	92.0 mm	B
200-7676	201-7676	2400	53	32.2 mm	76.0 mm	B
200-7989	201-7989	2500	90	36.0 mm	89.0 mm	B
200-7004	201-7004	2600	108	42.0 mm	104.0 mm	B

QUICK REFERENCE FOR METRIC TUBING

GERMAN-STYLE SHAFTING & TUBE

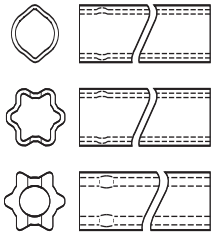

Lemon & Star Profile

ITALIAN-STYLE SHAFTING & TUBE

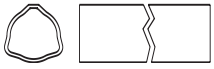

Tri-Lobe Profile

Metric Outer Profile Tube

SPECIFICATIONS

	SERIES	LENGTH (IN.)	SHAPE
600-6133	ByPy 1	59 1/16	Bell
604-6133	ByPy 1	39 3/8	Bell
600-6236	ByPy 2	59 1/16	Bell
604-6236	ByPy 2	39 3/8	Bell
600-6343	ByPy 3 and 4	59 1/16	Bell
604-6343	ByPy 3 and 4	39 3/8	Bell
600-6552	ByPy 5	59 1/16	Bell
604-6552	ByPy 5	39 3/8	Bell
600-6654	ByPy 6 and 7N	59 1/16	Bell
604-6654	ByPy 6 and 7N	39 3/8	Bell
600-6863	ByPy 8 and 9	59 1/16	Bell
604-6863	ByPy 8 and 9	39 3/8	Bell
600-7130	W/S 2100	59 1/16	Lemon
604-7130	W/S 2100	39 3/8	Lemon
600-7241	W/S 2200, I and 2300	59 1/16	Lemon
604-7241	W/S 2200, I and 2300	39 3/8	Lemon
600-7548	W/S 220 and 2400	59 1/16	Lemon
604-7548	W/S 220 and 2400	39 3/8	Lemon
600-7961	W/S 2500 & 2580 & 2600	59 1/16	Star
604-7961	W/S 2500 & 2580 & 2600	39 3/8	Star
600-7071	W/S 2600	59 1/16	Star
604-7071	W/S 2600	39 3/8	Star
606-7241	W/S 2280/2380	39 3/8	Lemon
606-7648	W/S 2480	39 3/8	Lemon

Metric Inner Profile Tube

SPECIFICATIONS

	SERIES	LENGTH (IN.)	SHAPE
400-6126	ByPy 1	59 1/16	Bell
404-6126	ByPy 1	39 3/8	Bell
400-6229	ByPy 2	59 1/16	Bell
404-6229	ByPy 2	39 3/8	Bell
400-6336	ByPy 3	59 1/16	Bell
404-6336	ByPy 3	39 3/8	Bell
400-6436	ByPy 4	59 1/16	Bell
404-6436	ByPy 4	39 3/8	Bell
400-6545	ByPy 5 and 6	59 1/16	Bell
404-6545	ByPy 4 and 6	39 3/8	Bell
400-6745	ByPy 7N	59 1/16	Bell
404-6745	ByPy 7N	39 3/8	Bell
400-6854	ByPy 8 and 9	59 1/16	Bell
404-6854	ByPy 8 and 9	39 3/8	Bell
400-7123	W/S 2100	59 1/16	Lemon
404-7123	W/S 2100	39 3/8	Lemon
400-7234	W/S 2200, I and 2300	59 1/16	Lemon
404-7234	W/S 2200, I and 2300	39 3/8	Lemon
400-7539	W/S 220 and 2400	59 1/16	Lemon
404-7539	W/S 220 and 2400	39 3/8	Lemon
400-7651	W/S 2500	59 1/16	Star
404-7651	W/S 2500	39 3/8	Star
406-7234	W/S 2280/2380	39 3/8	Lemon
402-7639	W/S 2480	39 3/8	Lemon
406-7951	W/S 2580	39 3/8	Star

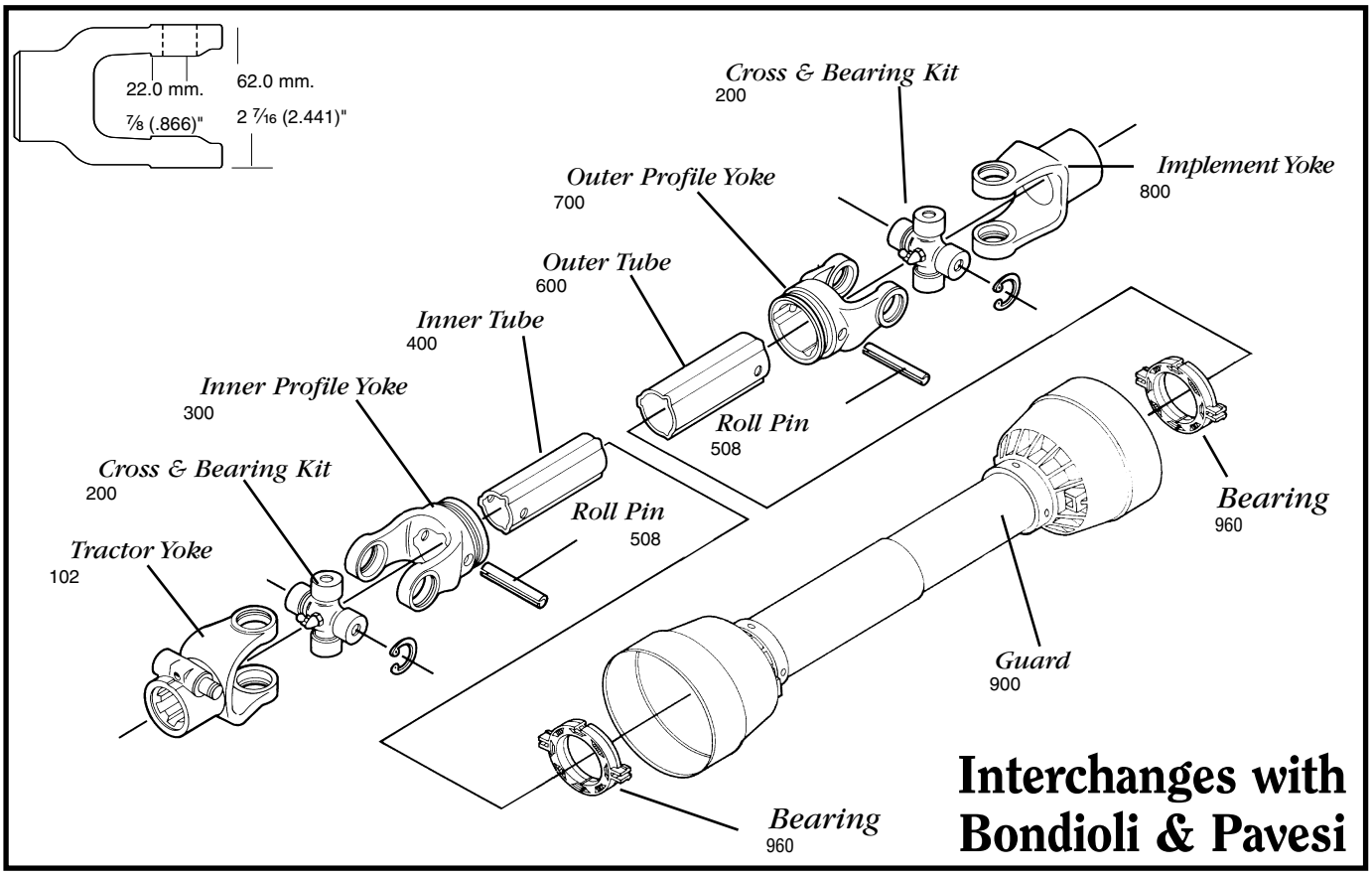

Interchanges with Bondioli & Pavesi

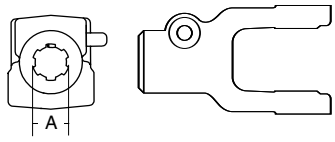

Tractor Yoke

Quick Disconnect

SPECIFICATIONS

	DIM. "A" BORE (IN.)
102-6106	1 3/8 x 6
102-6121	1 3/8 x 21

Ball Collar Style

SPECIFICATIONS

	DIM. "A" BORE (IN.)
572010351	1 3/8 x 6
572010751	1 3/8 x 21

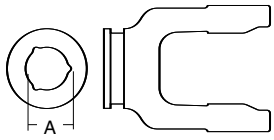

Inner Profile Yoke

SPECIFICATIONS

	BONDIOLI #	DIM. "A" BORE (MM.)	DIM. "A" BORE (IN.)
300-6126	204016852	27.5	1 5/64

With bearing groove

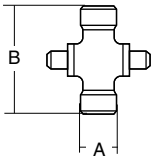

Cross & Bearing Kit

SPECIFICATIONS

	BONDIOLI #	DIM "A" (MM.)	DIM "A" (IN.)	DIM "B" (MM.)	DIM. "B" (IN.)
200-6154	41201	22.0	7/8 (.866)	54.0	2 1/8 (2.126)
201-6154	Extended Life	22.0	7/8 (.866)	54.0	2 1/8 (2.126)

Snap ring located in yoke

Inner Tube

SPECIFICATIONS

	LENGTH (MM.)	LENGTH (IN.)
400-6126	1,500	59 1/16
404-6126	1,000	39 3/8

26.0 (3.5 Wall) mm.
1 1/32 (1/8 Wall)"
1.024 (.138 Wall)"

Roll Pin

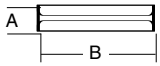

SPECIFICATIONS

	DIM "A" BORE (MM.)	DIM "A" BORE (IN.)	DIM "B" (MM.)	DIM "B" (IN.)
508-0850	8.0	5/16 (.315)	50.0	1 31/32 (1.96)

Outer Tube

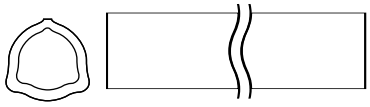

SPECIFICATIONS

	LENGTH (M.)	LENGTH (IN.)
600-6133	1.5	59 1/16
604-6133	1.0	39 3/8

33.0 (2.6 Wall) mm.
1 5/16 (3/32 Wall)"
1.299 (.102 Wall)"

Outer Profile Yoke

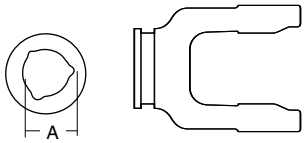

SPECIFICATIONS

	REFERENCE #	DIM. "A" BORE (IN.)	DIM. "B" BORE (IN.)
700-6133	204016851	33.0	1 5/16 (1.299)

With bearing groove

Implement Yoke

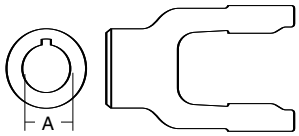

Round Bore

SPECIFICATIONS

	DIM "A" BORE (MM.)	DIM "A" BORE (IN.)	STANDARD KEYWAY (MM.)	STANDARD KEYWAY (IN.)
800-6108	25.4	1 (1.0)	6.35	1/4 (.250)
800-6110	31.75	1 1/4 (1.250)	6.35	1/4 (.250)

With keyway & set screw

Shear Pin

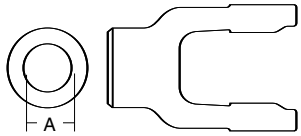

SPECIFICATIONS

	LENGTH (MM.)	LENGTH (IN.)
802-6110	31.75	1 1/4 (1.250)

With pin hole

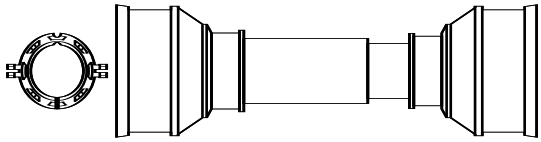

Plastic Guard

SPECIFICATIONS

	LENGTH (IN.)
900-2548	48
900-2560	60

Bearings 961-5029 (2 per kit)

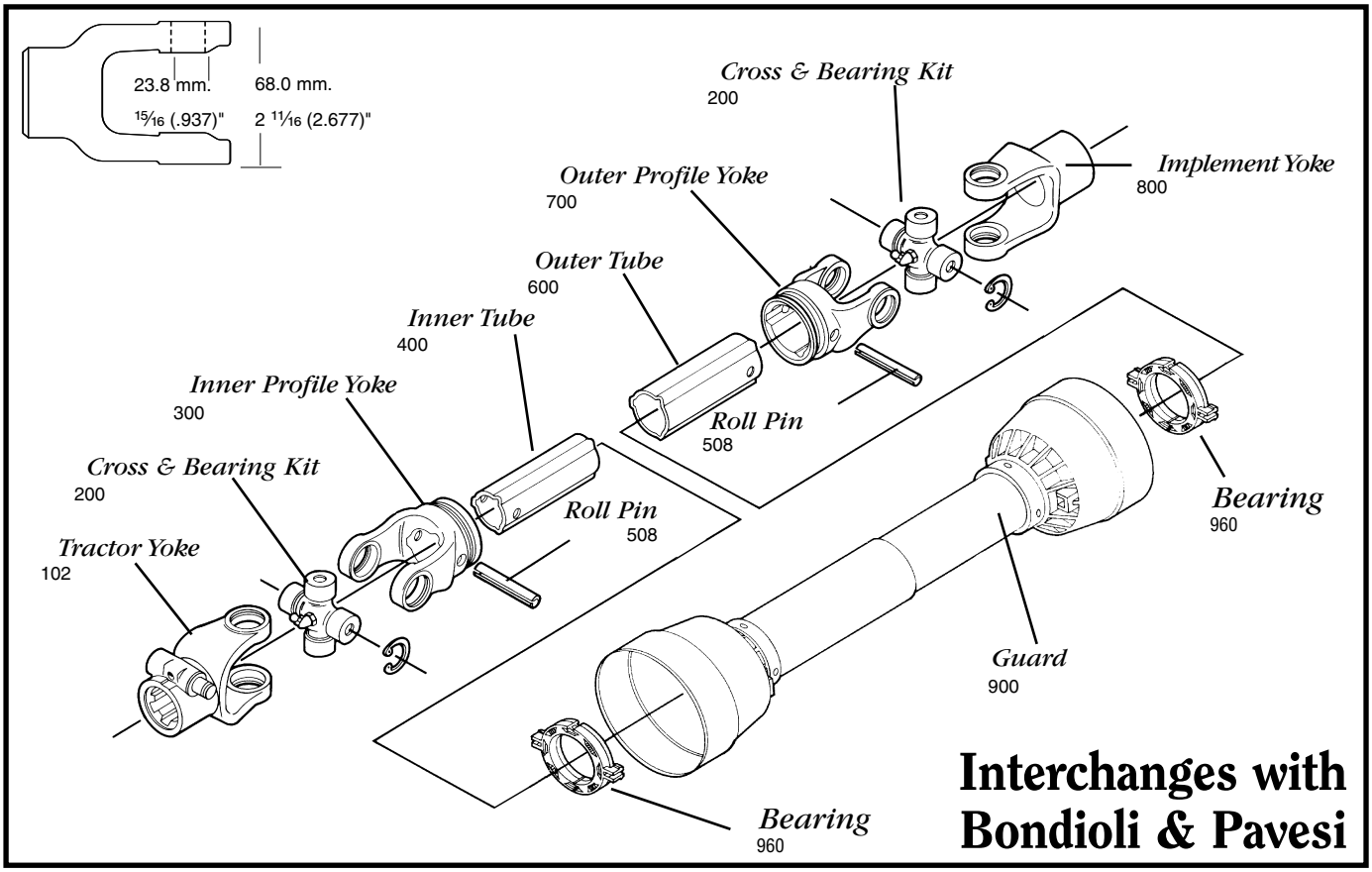

Cross & bearing kit and outboard yokes interchange with Walterscheid 2200 series

Tractor Yoke

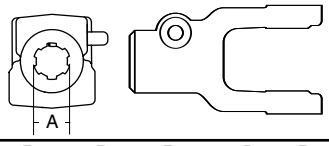

SPECIFICATIONS

	LENGTH (IN.)
102-8206	1 3/8 x 6
102-8221	1 3/8 x 21

Repair Pin 1300 6121

Quick Disconnect

Ball Collar Style

SPECIFICATIONS

	LENGTH (IN.)
572020351	1 3/8 x 6
572020751	1 3/8 x 21

Cross & Bearing Kit

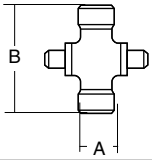

SPECIFICATIONS

	BONDIOLI #	DIM "A" (MM.)	DIM "A" (IN.)	DIM "B" (MM.)	DIM "B" (IN.)
200-8261	41202	23.8	15/16 (.937)	61.3	2 13/32 (2.413)
201-8261	Extended Life	23.8	15/16 (.937)	61.3	2 13/32 (2.413)

Snap ring located in yoke

Inner Profile Yoke

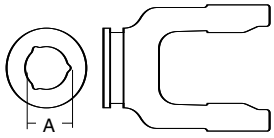

SPECIFICATIONS

	BONDIOLI #	DIM. "A" BORE (MM.)	DIM. "B" BORE (IN.)
300-6229	204026852	29.8	1 11/64 (1.17)

With bearing groove

Inner Tube

SPECIFICATIONS

	LENGTH (M.)	LENGTH (IN.)
400-6229	1.5	59 1/16
404-6229	1.0	39 3/8

29.0 (3.4 Wall) mm.
1 5/32 (1/8 Wall)"
1.142 (.134 Wall)"

Roll Pin

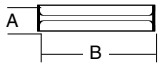

SPECIFICATIONS

	DIM "A" (MM.)	DIM "A" (IN.)	DIM "B" (MM.)	DIM "B" (IN.)
508-0860	8.0	5/16 (.315)	60.0	2 23/64 (2.36)

Outer Tube*

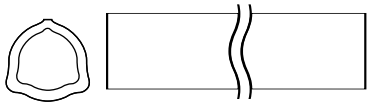

SPECIFICATIONS

	BONDIOLI #	LENGTH (M.)	LENGTH (IN.)
600-6236	125031500	1,500	59 1/16
604-6236	–	1,000	39 3/8

33.0 (2.6 Wall) mm.
1 5/16 (3/32 Wall)"
1.299 (.102 Wall)"

Plastic Guard

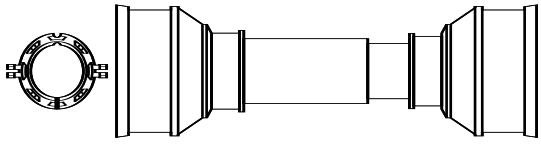

SPECIFICATIONS

	OVERALL DRIVELINE LENGTH (IN.)
900-2548	48
900-2560	60

Without bearings
Order bearings as required 961-2502 (2 per kit)

Outer Profile Yoke

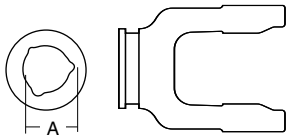

SPECIFICATIONS

	BONDIOLI #	DIM "A" (MM.)	DIM "A" (IN.)
700-6236	204026851	36.8	1 29/64 (1.45)

With bearing groove

Implement Yoke

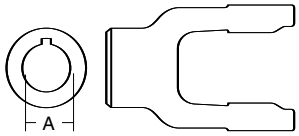

Round Bore

SPECIFICATIONS

	DIM "A" (MM.)	DIM "A" (IN.)	STANDARD KEYWAY (MM.)	STANDARD KEYWAY (IN.)
800-8225	25.0	63/64 (.984)	8.0	5/16 (.315)
800-8208	25.0	1 (1.00)	8.0	1/4 (.250)
800-8230	30.0	1 3/16 (1.181)	8.0	5/16 (.315)
800-8210	31.8	1 1/4 (1.25)	6.4	1/4 (.250)
800-8211	34.91	1 3/8 (1.375)	8.0	5/16 (.313)

With keyway & set screw

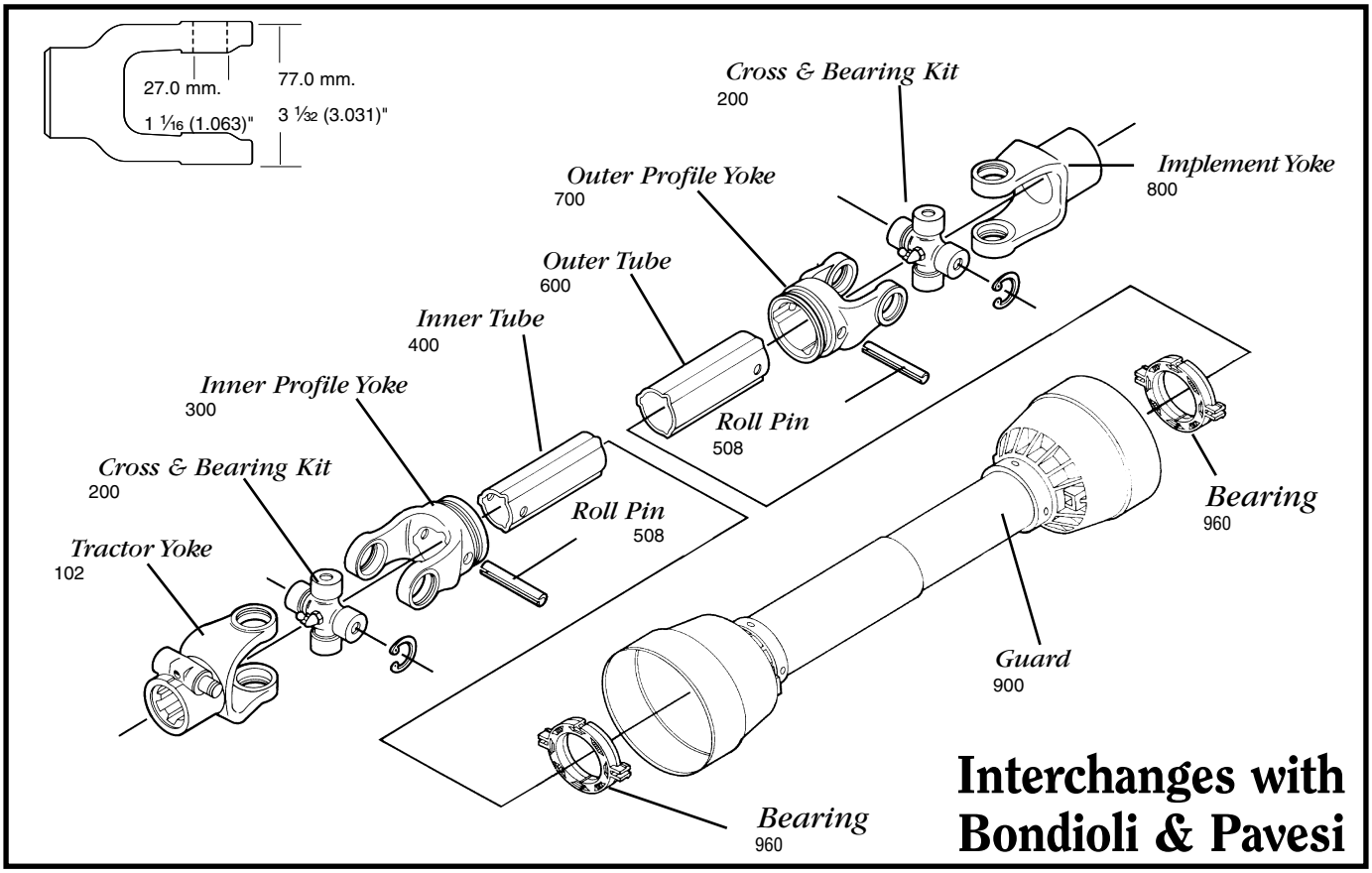

Interchanges with Bondioli & Pavesi

Cross & bearing kit and outboard yokes interchange with Walterscheid I series

Tractor Yoke

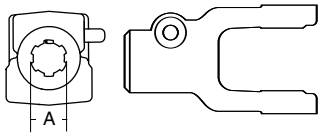

Quick Disconnect

SPECIFICATIONS

	DIM. "A" BORE (IN.)
102-8306	1 3/8 x 6
102-8321	1 3/8 x 21

* Repair Pin 13006121

Ball Collar Style

SPECIFICATIONS

	DIM. "A" BORE (IN.)
572030351	1 3/8 x 6
572030751	1 3/8 x 21

Cross & Bearing Kit

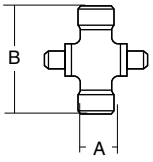

SPECIFICATIONS

	BONDIOLI #	DIM "A" (MM.)	DIM "A" (IN.)	DIM "B" (MM.)	DIM "B" (IN.)
200-8370	41203	27.0	1 1/16 (1.063)	70.0	2 3/4
201-8370	Extended Life	27.0	1 1/16 (1.063)	70.0	2 3/4

Snap ring located in yoke

Inner Profile Yoke

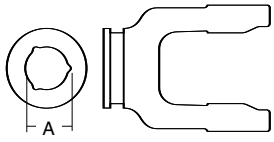

SPECIFICATIONS

	BONDIOLI #	DIM "A" BORE (MM.)	DIM "A" BORE (IN.)
300-6336	204036852	36.8	1 29/64

With bearing groove

Inner Tube

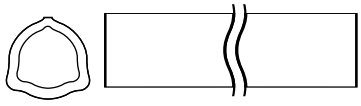

SPECIFICATIONS

	LENGTH (M.)	LENGTH (IN.)
600-6236	1.5	59 1/16
604-6236	1.0	39 3/8

36.0 (3.4 Wall) mm.
1 13/32 (1/8 Wall)"
1.417 (.134 Wall)"

Roll Pin

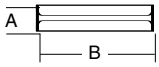

SPECIFICATIONS

	DIM "A" (MM.)	DIM "A" (IN.)	DIM "B" (MM.)	DIM "B" (IN.)
508-0860	8.0	5/16 (.315)	60.0	2 3/8

Outer Tube

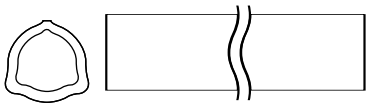

SPECIFICATIONS

	LENGTH (M.)	LENGTH (IN.)
600-6343	1.5	59 1/16
604-6343	1.0	39 3/8

Outer Profile Yoke

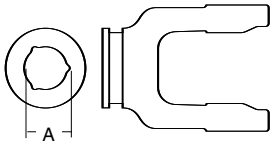

SPECIFICATIONS

	BONDIOLI #	DIM "A" (MM.)	DIM "A" (IN.)
700-6343	204036851	44.0	1 47/64

With bearing groove

Plastic Guard

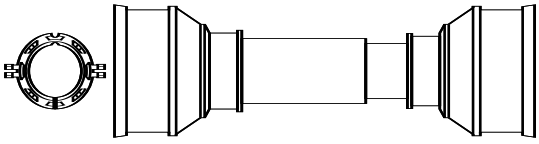

SPECIFICATIONS

	OVERALL DRIVELINE LENGTH (IN.)
900-2548	48
900-2560	60

Bearings 961-2534 (2 per kit)

Implement Yoke

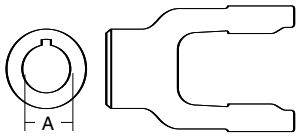

Round Bore

SPECIFICATIONS

	DIM "A" (MM.)	DIM "A" (IN.)	DIM "B" (MM.)	DIM "B" (IN.)
800-8325	25.0	63/64 (.984)	8.0	5/16 (.315)
800-8330	30.0	1 3/16 (1.181)	8.0	5/16 (.315)
800-8310	31.75	1 1/4 (1.250)	6.35	1/4 (.250)
800-8311	34.93	1 3/8 (1.375)	7.95	5/16 (.313)

With keyway & set screw

Shear Pin

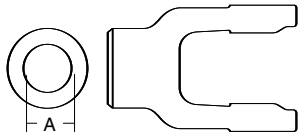

SPECIFICATIONS

	DIM "A" BORE (MM.)	DIM "A" BORE (IN.)
802-8335	35.0	1 3/8 (1.378)

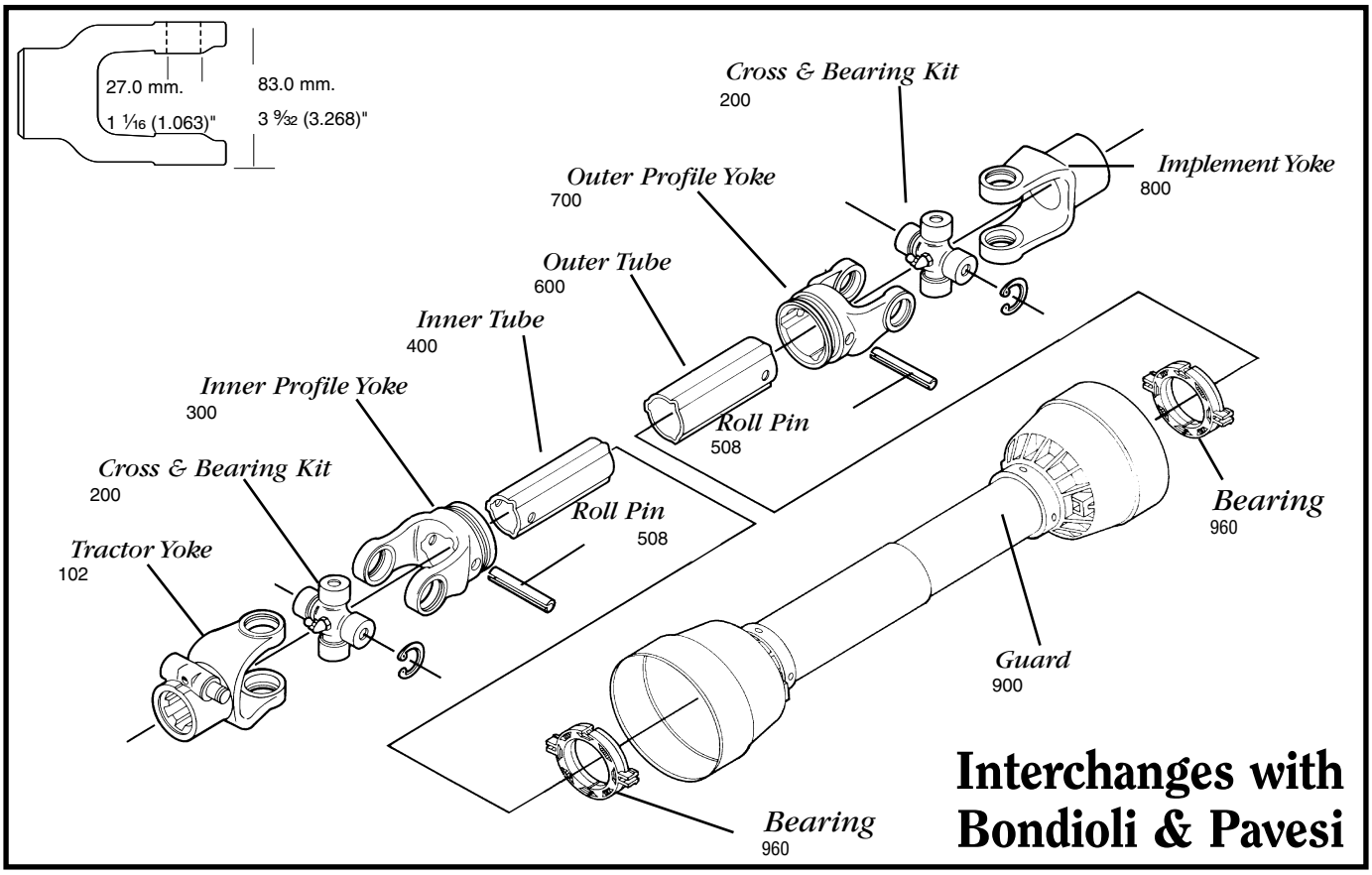

Interchanges with Bondioli & Pavesi

Cross & bearing kit and outboard yokes interchange with Walterscheid 2300 series

Tractor Yoke

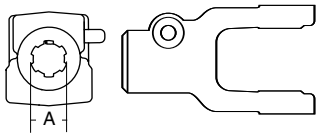

Quick Disconnect

SPECIFICATIONS

	DIM. "A" BORE (IN.)
102-8406	1 3/8 x 6
102-8421	1 3/8 x 21

Repair pin 13006121

Ball Collar Style

SPECIFICATIONS

	DIM. "A" BORE (IN.)
572040351	1 3/8 x 6
572040751	1 3/8 x 21
572043851	1 3/4 x 20

Cross & Bearing Kit

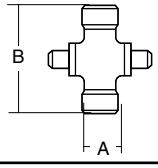

SPECIFICATIONS

	BONDIOLI #	DIM "A" (MM.)	DIM "A" (IN.)	DIM "B" (MM.)	DIM "B" (IN.)
200-8474	41204	27.0	1 1/16 (1.063)	74.6	2 5/16
201-8474	Extended Life	27.0	1 1/16 (1.063)	74.6	2 5/16

Snap ring located in yoke

Inner Profile Yoke

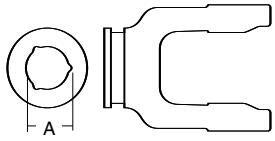

SPECIFICATIONS

	BONDIOLI #	DIM "A" BORE (MM.)	DIM "A" BORE (IN.)
300-6436	204046852	36.8	1 29/64

With bearing groove

Inner Tube

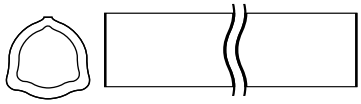

SPECIFICATIONS

	LENGTH (M.)	LENGTH (IN.)
400-6436	1.5	59 1/16
404-6436	1.0	39 3/8

36.0 (4.0 Wall) mm.
1 13/32 (5/32 Wall)"
1.417 (.157 Wall)"

Roll Pin

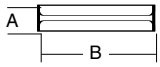

SPECIFICATIONS

	DIM "A" (MM.)	DIM "A" (IN.)	DIM "B" (MM.)	DIM "B" (IN.)
508-0860	8.0	5/16 (.315)	60.0	2 3/8

Outer Tube

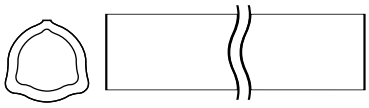

SPECIFICATIONS

	LENGTH (M.)	LENGTH (IN.)
600-6343	1,500	59 1/16
604-6343	1,000	39 3/8

43.0 (3.0 Wall) mm.
1 11/16 (1/8 Wall)"
1.693 (.118 Wall)"

Outer Profile Yoke

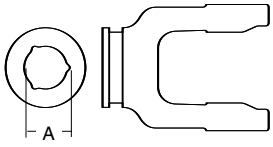

SPECIFICATIONS

	BONDIOLI #	DIM "A" (MM.)	DIM "A" (IN.)
700-6443	204046851	43.0	1 11/16

With bearing groove

Plastic Guard

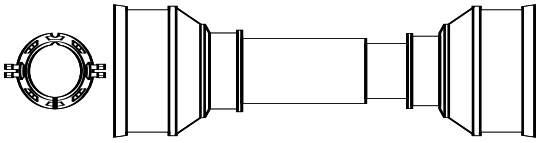

SPECIFICATIONS

	OVERALL DRIVELINE LENGTH (IN.)
900-2548	48
900-2560	60

Bearings 961-2534 (2 per kit)

Implement Yoke

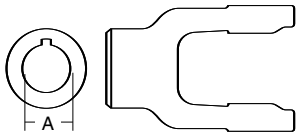

Round Bore

SPECIFICATIONS

	DIM "A" (MM.)	DIM "A" (IN.)	DIM "B" (MM.)	DIM "B" (IN.)
800-8430	30.0	1 3/16 (1.181)	8.0	5/16 (.315)
800-8410	31.8	1 1/4 (1.250)	6.35	1/4 (.250)
800-8411	34.91	1 3/8 (1.375)	7.95	5/16 (.313)

With keyway & set screw

Shear Pin

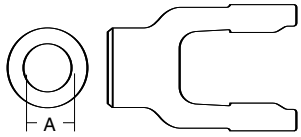

SPECIFICATIONS

	DIM "A" BORE (MM.)	DIM "A" BORE (IN.)
802-8435	35.0	1 3/8 (1.378)

With pin hole

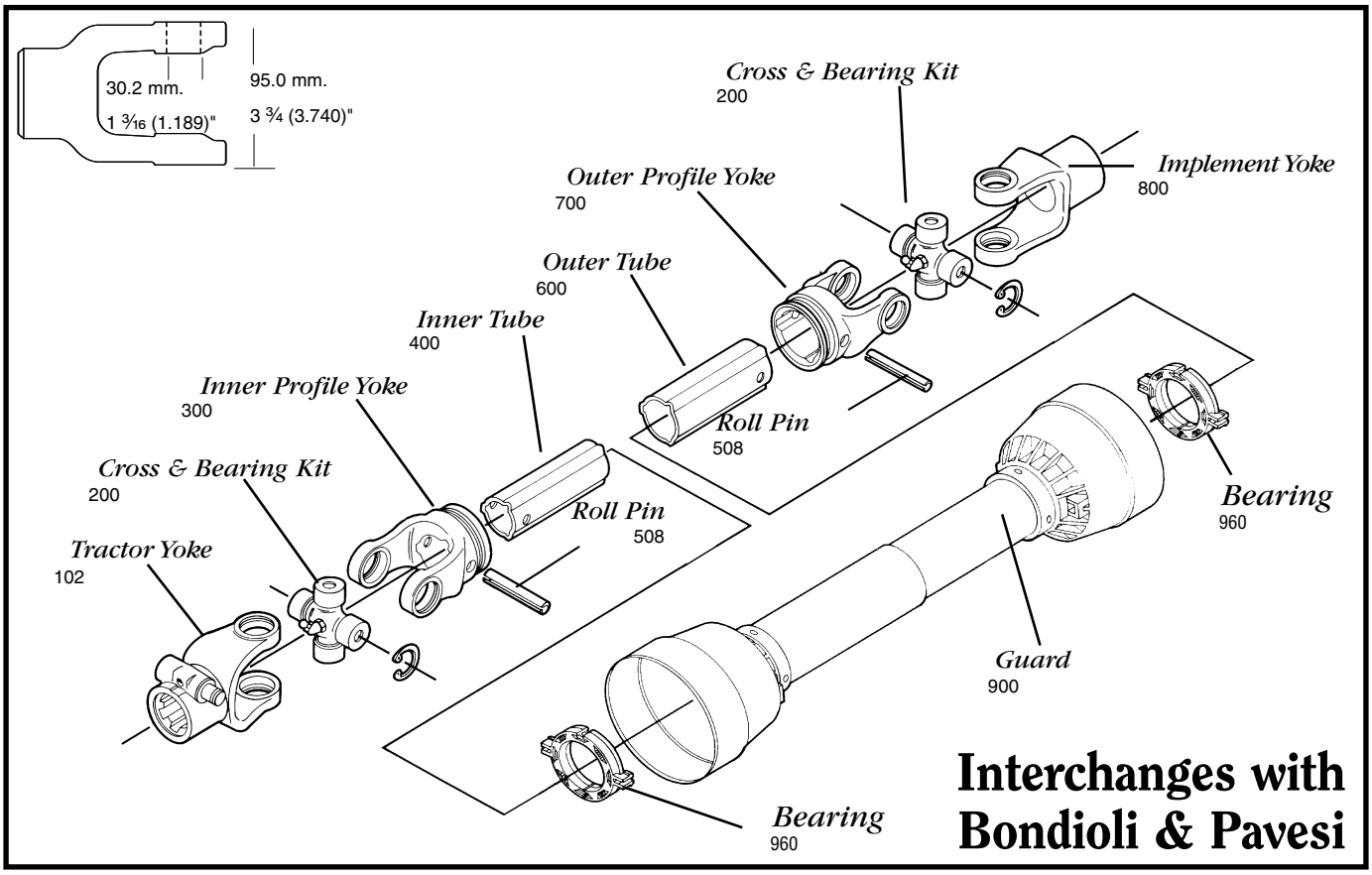

Interchanges with Bondioli & Pavesi

Tractor Yoke

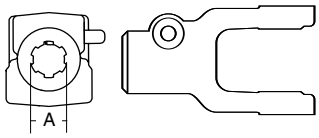

Quick Disconnect

SPECIFICATIONS

	DIM. "A" BORE (IN.)
102-6506	1 3/8 x 6
102-6521	1 3/8 x 6

Repair pin 13006121

Ball Collar Style

SPECIFICATIONS

	DIM. "A" BORE (IN.)
572050351	1 3/8 x 6
572050751	1 3/8 x 21
572053851	1 3/4 x 20

Cross & Bearing Kit

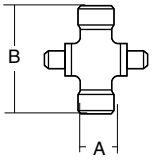

SPECIFICATIONS

	BONDIOLI #	DIM "A" (MM.)	DIM "A" (IN.)	DIM "B" (MM.)	DIM "B" (IN.)
200-6580	41205	30.2	1 3/16 (1.189)	79.4	3 1/8
201-6580	Extended Life	30.2	1 3/16 (1.189)	79.4	3 1/8

Snap ring located in yoke

Inner Profile Yoke

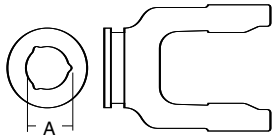

SPECIFICATIONS

	BONDIOLI #	DIM "A" BORE (MM.)	DIM "A" BORE (IN.)
300-6545	204056861	45.0	1 25/32

With bearing groove

Inner Tube

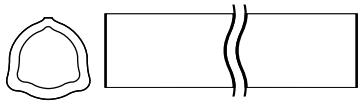

SPECIFICATIONS

	LENGTH (M.)	LENGTH (IN.)
400-6545	1.5	59 1/16
404-6545	1.0	39 3/8

45.0 (4.0 Wall) mm.
1 25/32 (5/32 Wall)"
1.772 (.158 Wall)"

Roll Pin

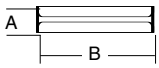

SPECIFICATIONS

	DIM "A" (MM.)	DIM "A" (IN.)	DIM "B" (MM.)	DIM "B" (IN.)
508-1075	10.0	13⁄32 (.394)	75.0	2 15⁄16

Outer Tube

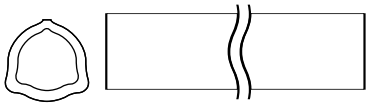

SPECIFICATIONS

	LENGTH (M.)	LENGTH (IN.)
600-6552	1.5	59 1⁄16
604-6552	1.0	39 3⁄8

52.0 (3.0 Wall) mm.
21⁄32 (1⁄8 Wall)"
2.047 (.118 Wall)"

Outer Profile Yoke

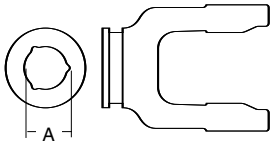

SPECIFICATIONS

	BONDIOLI #	DIM "A" (MM.)	DIM "A" (IN.)
700-6552	204056860	52.0	2 1⁄32

With bearing groove

Plastic Guard

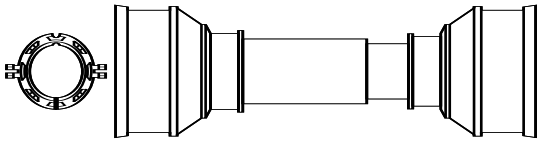

SPECIFICATIONS

	OVERALL DRIVELINE LENGTH (IN.)
902-3548	48
902-3560	60

Bearings 961-3505

Implement Yoke

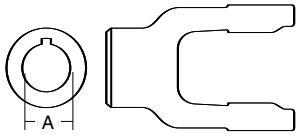

Round Bore

SPECIFICATIONS

	DIM "A" (MM.)	DIM "A" (IN.)	DIM "B" (MM.)	DIM "B" (IN.)
800-6510	31.75	1 1⁄4 (1.250)	6.35	1⁄4 (.250)
800-6511	34.93	1 3⁄8 (1.375)	7.95	5⁄16 (.313)

With keyway & set screw

Shear Pin

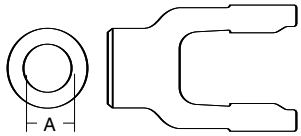

SPECIFICATIONS

	DIM "A" BORE (MM.)	DIM "A" BORE (IN.)
802-6535	35.0	1 3⁄8 (1.378)

With pin hole

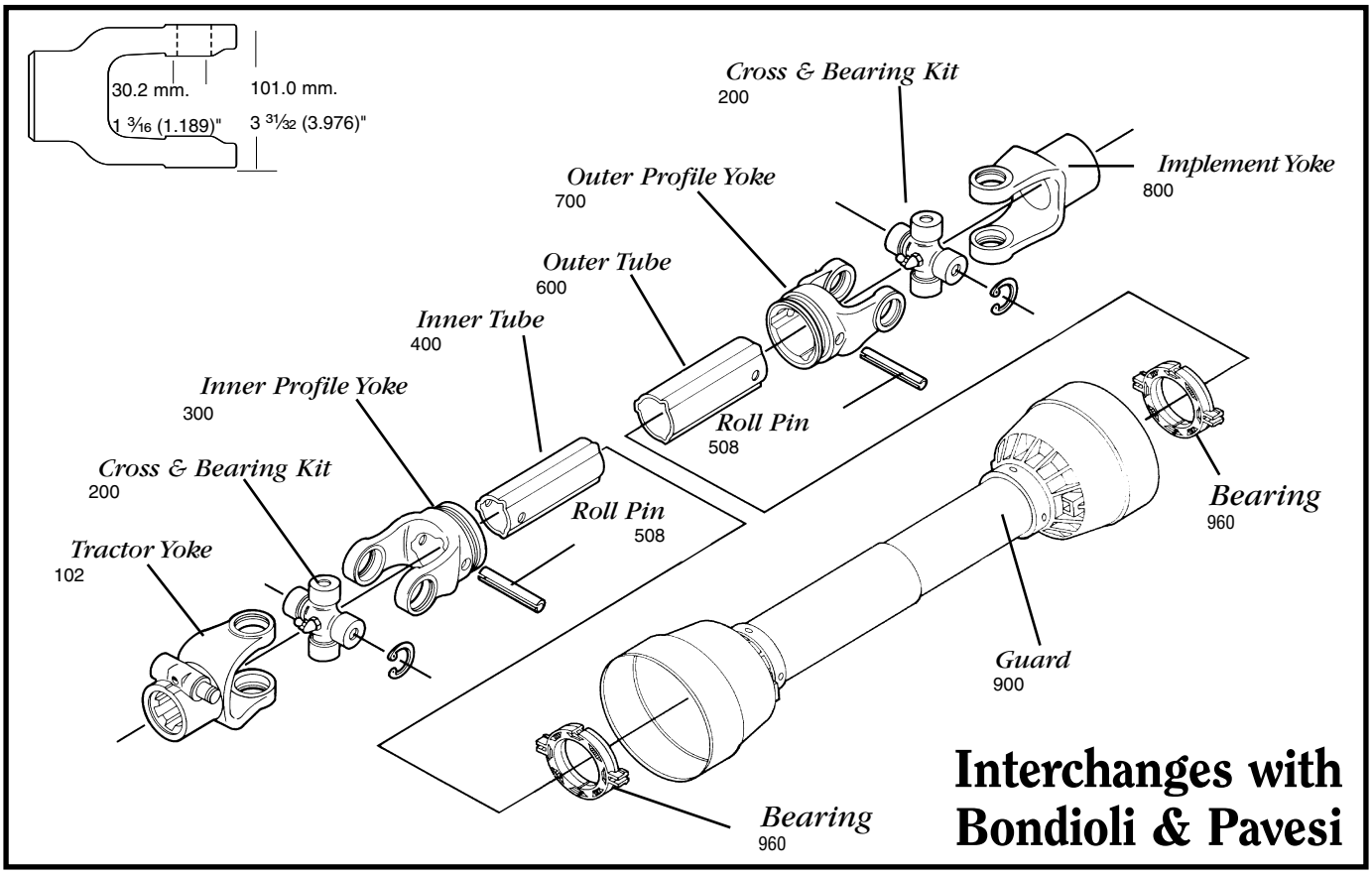

Cross & bearing kit and outboard yokes interchange with Walterscheid 220 series

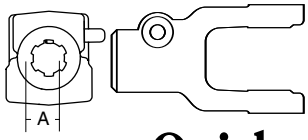

Tractor Yoke

Quick Disconnect

SPECIFICATIONS

	DIM. "A" BORE (IN.)
102-8606	1 3/8 x 6
102-8621	1 3/8 x 21
102-8620*	1 3/4 x 20

Repair Pin 13006121
*Repair Pin 13007120

Ball Collar Style

SPECIFICATIONS

	DIM. "A" BORE (IN.)
572060351	1 3/8 x 6
572060751	1 3/8 x21
572063851	1 3/4 x 20

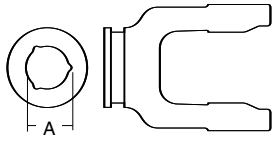

Inner Profile Yoke

SPECIFICATIONS

	BONDIOLI #	DIM "A" BORE (MM.)	DIM "A" BORE (IN.)
300-6645	204066852	45.0	1 25/32

With bearing groove

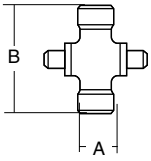

Cross & Bearing Kit

SPECIFICATIONS

	BONDIOLI #	DIM "A" (MM.)	DIM "A" (IN.)	DIM "B" (MM.)	DIM "B" (IN.)
200-8692	41206	30.2	1 3/16 (1.189)	79.4	3 5/8
201-8692	Extended Life	30.2	1 3/16 (1.189)	79.4	3 5/8

Snap ring located in yoke

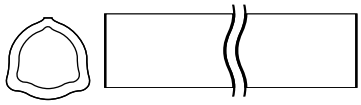

Inner Tube

SPECIFICATIONS

	LENGTH (M.)	LENGTH (IN.)
400-6545	1.5	59 1/16
404-6545	1.0	39 3/8

45.0 (4.0 Wall) mm.
1 25/32 (5/32 Wall)"
1.772 (.158 Wall)"

Roll Pin

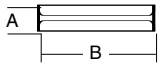

SPECIFICATIONS

	DIM "A" (MM.)	DIM "A" (IN.)	DIM "B" (MM.)	DIM "B" (IN.)
508-1080	10.0	13⁄32 (.394)	80.0	3 5⁄32

Outer Tube*

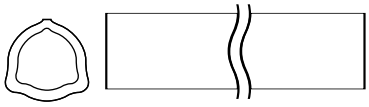

SPECIFICATIONS

	LENGTH (M.)	LENGTH (IN.)
600-6654	1.5	59 1⁄16
604-6654	1.0	39 3⁄8

* Can be used as 400-6854 (inner tube)

43.0 (3.0 Wall) mm.
1 11⁄16 (1⁄8 Wall)"
1.693 (.118 Wall)"

Outer Profile Yoke

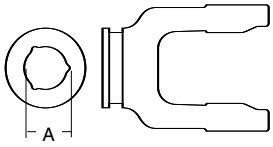

SPECIFICATIONS

	BONDIOLI #	DIM "A" (MM.)	DIM "A" (IN.)
700-6654	204066851	54.0	2 1⁄8

With bearing groove

Plastic Guard

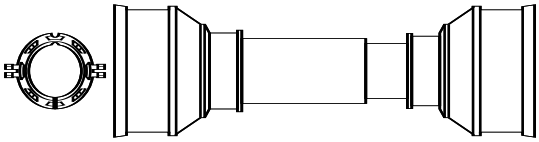

SPECIFICATIONS

	OVERALL DRIVELINE LENGTH (IN.)
902-3548	48
902-3560	60

Bearings 961-3567

Implement Yoke

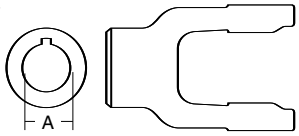

Round Bore

SPECIFICATIONS

	DIM "A" (MM.)	DIM "A" (IN.)	DIM "B" (MM.)	DIM "B" (IN.)
800-8610	31.75	1 1⁄4 (1.250)	6.35	1⁄4
800-8611	35.0	1 3⁄8 (1.378)	13.0	33⁄64

With keyway & set screw

Shear Pin

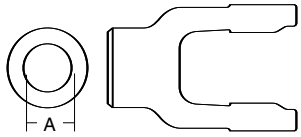

SPECIFICATIONS

	DIM "A" BORE (MM.)	DIM "A" BORE (IN.)
802-8611	35.0	1 3⁄8

With pin hole

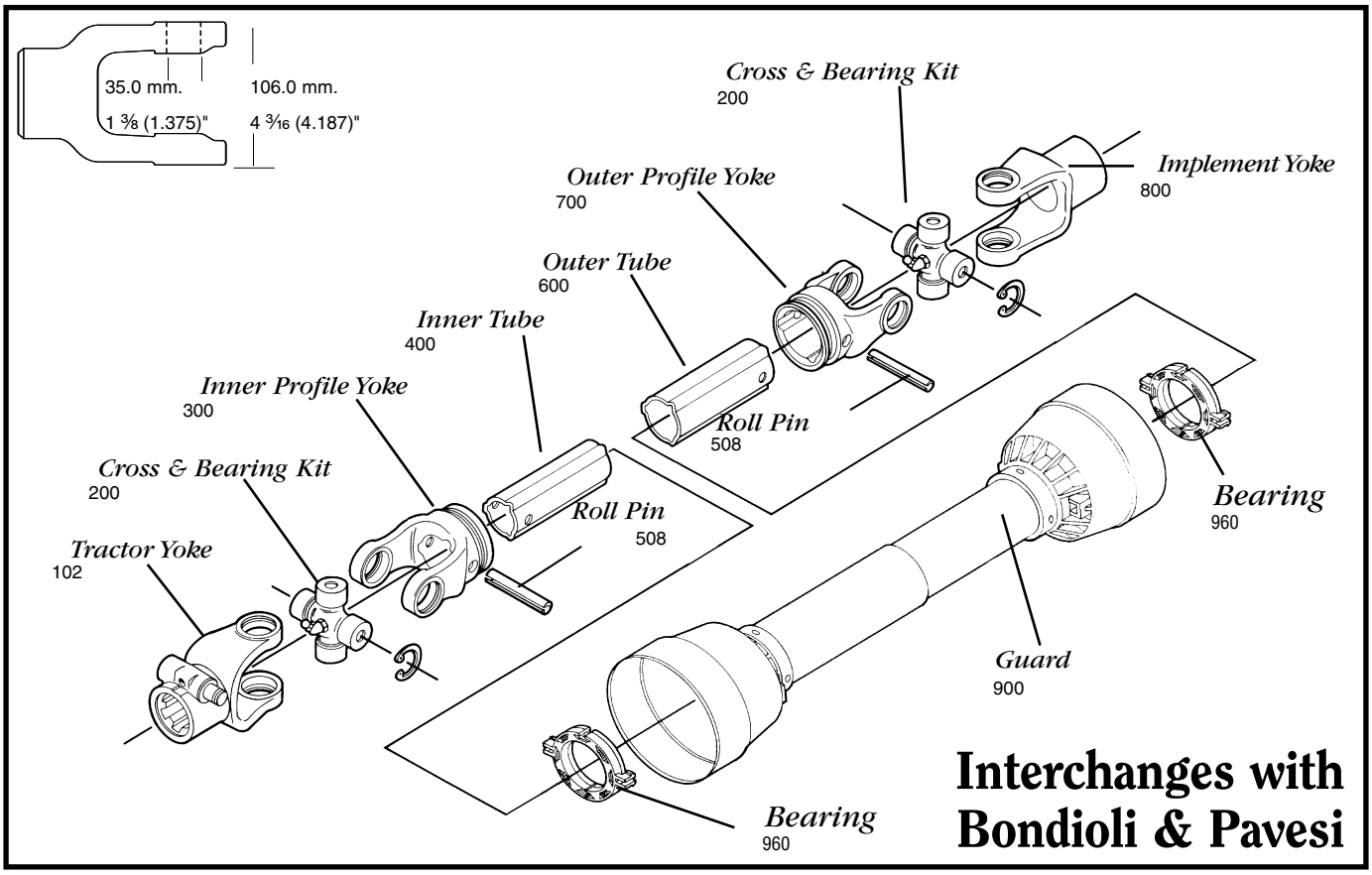

Interchanges with Bondioli & Pavesi

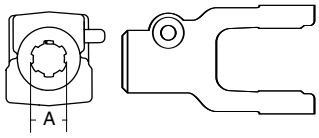

Tractor Yoke

Quick Disconnect

SPECIFICATIONS

	DIM. "A" BORE (IN.)
102-6706	1 3/8 x 6
102-6720*	1 3/4 x 20
102-6721	1 3/4 x 21

Repair Pin 13006121
*Repair Pin 13006720

Ball Collar Style

SPECIFICATIONS

	DIM. "A" BORE (IN.)
572070351	1 3/8 x 6
572070751	1 3/8 x 21
572073851	1 3/4 x 20

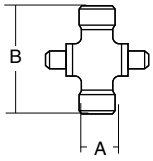

Cross & Bearing Kit

SPECIFICATIONS

	BONDIOLI #	DIM "A" (MM.)	DIM "A" (IN.)	DIM "B" (MM.)	DIM "B" (IN.)
200-6794	41207	35.0	1 3/8 (1.375)	94.0	3 45/64 (3.703)
201-6794	Extended Life	35.0	1 3/8 (1.375)	94.0	3 45/64 (3.703)
200-8706*	–	30.2	1 1/16 (1.188)	106.5	4 3/16 (4.193)
201-8706*	–	30.2	1 1/16 (1.188)	106.5	4 3/16 (4.193)

Snap ring located in yoke

* Old Bondioli & Pavesi 7 series is interchangeable with Walterscheid 230 series

Inner Profile Yoke

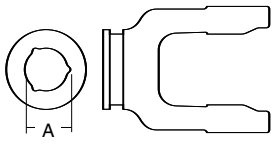

SPECIFICATIONS

	BONDIOLI #	DIM "A" (MM.)	DIM "A" (IN.)
300-6745	2041768	45	1 25/32

With bearing groove

Inner Tube

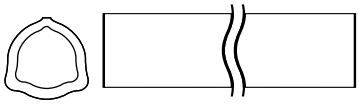

SPECIFICATIONS

	LENGTH (M.)	LENGTH (IN.)
400-6745	1.5	59 1/6
404-6745	1.0	39 3/8

45.0 (4.0 Wall) mm.
1 49/64 (7/32 Wall)"
1.766 (.218 Wall)"

Roll Pin

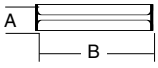

SPECIFICATIONS

	DIM "A" (MM.)	DIM "A" (IN.)	DIM "B" (MM.)	DIM "B" (IN.)
508-1080	10.0	13/32 (.394)	80.0	3 5/32

Outer Tube*

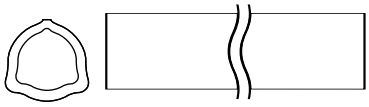

SPECIFICATIONS

	LENGTH (M.)	LENGTH (IN.)
600-6654	1.5	59 1/6
604-6654	1.0	39 3/8

* Can be used as 400-6854 (inner tube)

54.0 (5.5 Wall) mm.
2 1/8 (5/32 Wall)"
2.126 (.158 Wall)"

Outer Profile Yoke

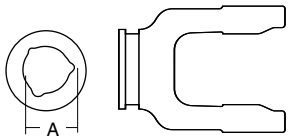

SPECIFICATIONS

	BONDIOLI #	DIM "A" (MM.)	DIM "A" (IN.)
700-6754	204176851	54.0	2 1/8

With bearing groove

Implement Yoke

Round Bore

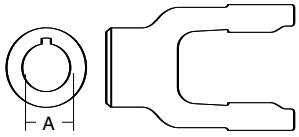

SPECIFICATIONS

	DIM "A" BORE (MM.)	DIM "A" BORE (IN.)	STANDARD KEYWAY (MM.)	STANDARD KEYWAY (IN.)
800-6722	35.0	1 3/8 (1.375)	8.0	5/16

With keyway & set screw

Plastic Guard

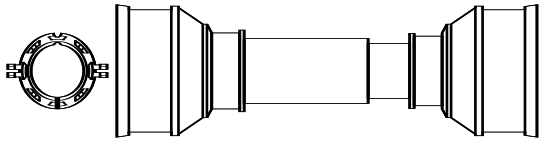

SPECIFICATIONS

	OVERALL DRIVELINE LENGTH (IN.)
902-3548	48
902-3566	60

Bearings 961-3567 (2 per kit)

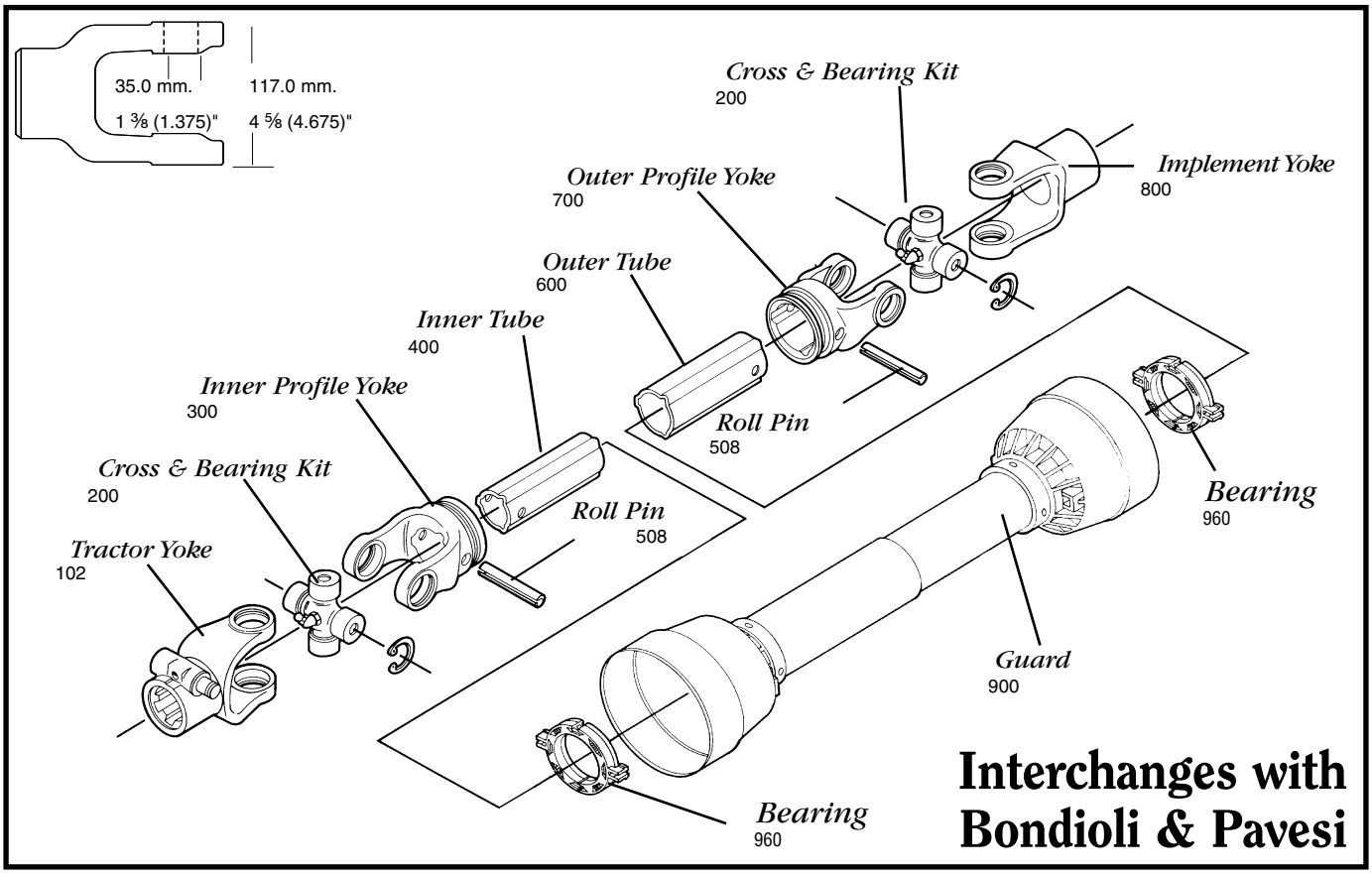

Interchanges with Bondioli & Pavesi

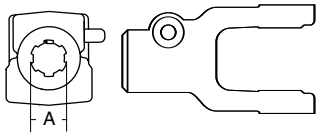

Tractor Yoke

Quick Disconnect

SPECIFICATIONS

	DIM. "A" BORE (IN.)
102-6806	1 3/8 x 6
102-6821	1 3/8 x 21
102-6820*	1 3/4 x 20

Repair Pin 13006121
Repair Pin 13007120

Ball Collar Style

SPECIFICATIONS

BONDIOLI #	DIM. "A" BORE (IN.)
572080351	1 3/8 x 6
572080751	1 3/8 x 21
572083851	1 3/4 x 20

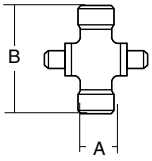

Cross & Bearing Kit

SPECIFICATIONS

	BONDIOLI #	DIM "A" (MM.)	DIM "A" (IN.)	DIM "B" (MM.)	DIM "B" (IN.)
200-6806	41208	35.0	1 3/8 (1.378)	106.5	4 3/16 (4.193)
201-6806	Extended Life	35.0	1 3/8 (1.378)	106.5	4 3/16 (4.193)

Snap ring located in yoke

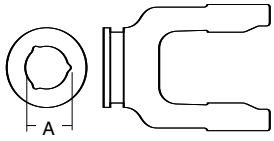

Inner Profile Yoke

SPECIFICATIONS

	BONDIOLI #	DIM "A" BORE (MM.)	DIM "A" BORE (IN.)
300-6854	204086861	54.0	2 1/8

With bearing groove

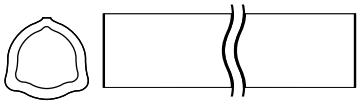

Inner Tube

SPECIFICATIONS

	LENGTH (M.)	LENGTH (IN.)
400-6854	1.5	59 1/16
404-6854	1.0	39 3/8

54.0 (4.0 Wall) mm.
2 1/8 (5/32 Wall)"
2.125 (.158 Wall)"

Roll Pin

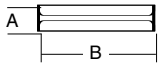

SPECIFICATIONS

	DIM "A" (MM.)	DIM "A" (IN.)	DIM "B" (MM.)	DIM "B" (IN.)
508-0880	8.0	5/16 (.315)	80.0	3 5/32
508-1280	12.0	15/32 (.472)	80.0	3 5/32

Outer Tube

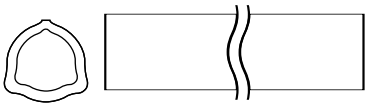

SPECIFICATIONS

	LENGTH (M.)	LENGTH (IN.)
600-6863	1.5	59 1/16
604-6863	1.0	39 3/8

63.0 (4.0 Wall) mm.
2 31/64 (5/32 Wall)"
2.484 (.156 Wall)"

Outer Profile Yoke

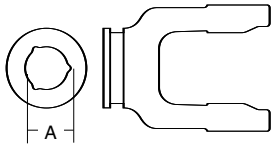

SPECIFICATIONS

	BONDIOLI #	DIM "A" BORE (MM.)	DIM "A" BORE (IN.)
700-6863	204086860	63	2 31/64

With bearing groove

Implement Yoke

Round Bore

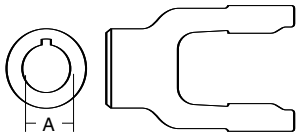

SPECIFICATIONS

	DIM "A" (MM.)	DIM "A" (IN.)	DIM "B" (MM.)	DIM "B" (IN.)
800-6822	35.0	1 3/8 (1.375)	8.0	5/16
800-6824	38.1	1 1/2 (1.500)	8.0	3/8
800-6828	44.5	1 3/4 (1.750)	9.5	3/8

With keyway & set screw

Plastic Guard

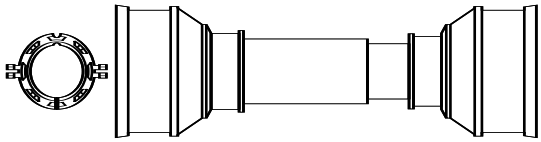

SPECIFICATIONS

	OVERALL DRIVELINE LENGTH (IN.)
900-4548	48
900-4560	60

Bearings 961-4589 (2 per kit)

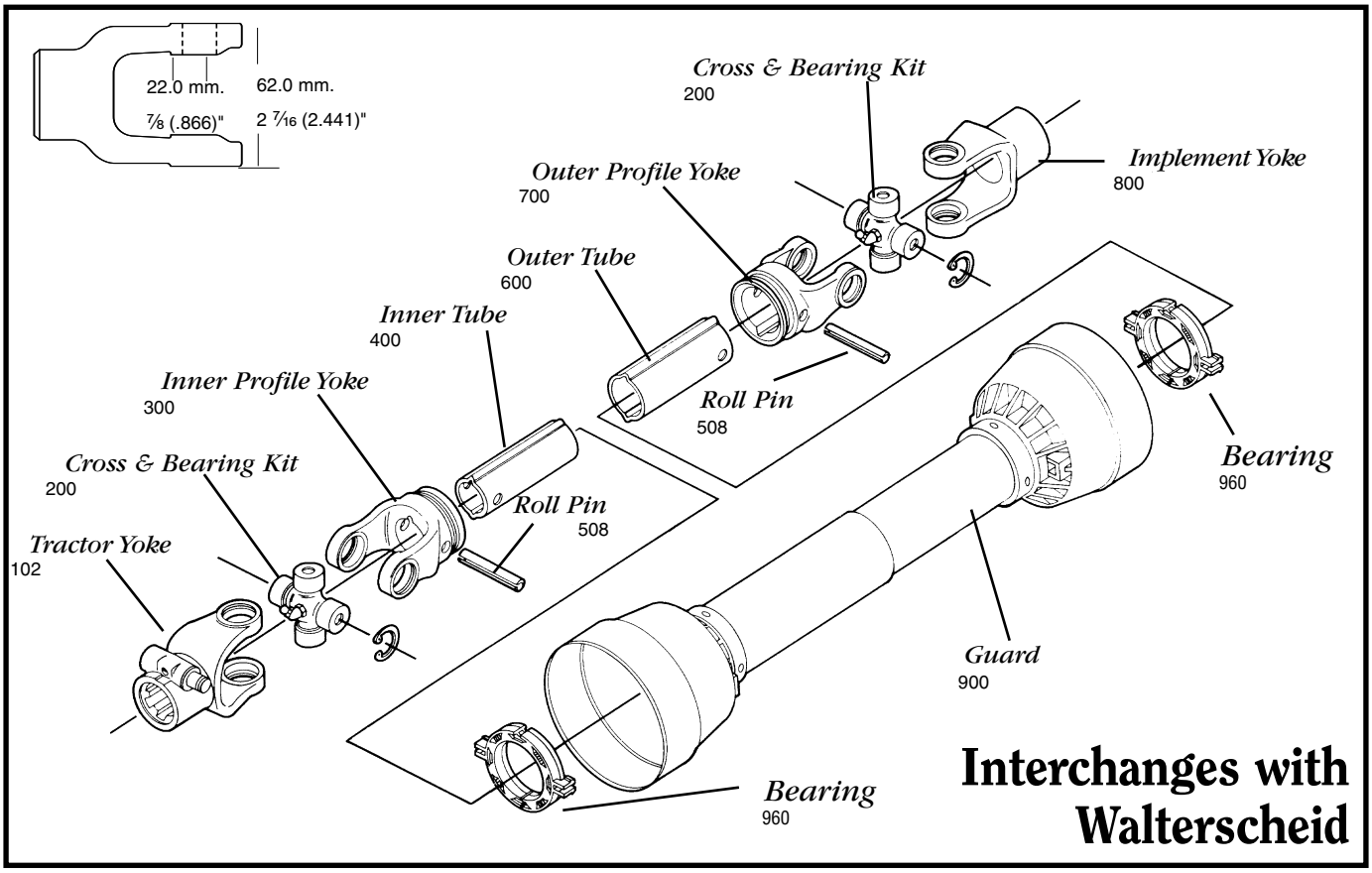

Interchanges with Walterscheid

Tractor Yoke

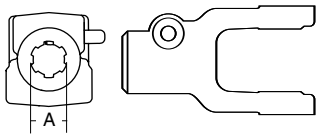

Quick Disconnect

SPECIFICATIONS

	WALTERSCHEID #	DIM "A" BORE (IN.)
102-7106	363883	1 3/8 x 6
102-7121	363835	1 3/8 x 21

Repair Pin 13007138

Cross & Bearing Kit

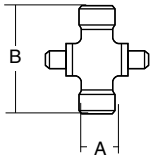

SPECIFICATIONS

	WALTERSCHEID #	DIM "A" (MM.)	DIM "A" (IN.)	DIM "B" (MM.)	DIM "B" (IN.)
200-7155	040116	22.0	7/8 (.866)	54.8	2 11/64
201-7155	Extended Life	22.0	7/8 (.866)	54.8	2 11/64

Snap ring located in yoke

Inner Profile Yoke

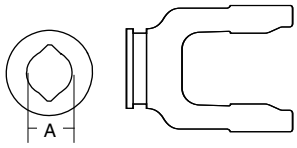

SPECIFICATIONS

	WALTERSHEID #	DIM "A" BORE (MM.)	DIM "A" BORE (IN.)
300-7123	040444	23.5	15/16

With bearing groove

Inner Tube

SPECIFICATIONS

	LENGTH (M.)	LENGTH (IN.)
400-7123	1.5	59 1/16
404-7123	1.0	39 3/8

23.5 mm.
15/16"
.925"

Roll Pin

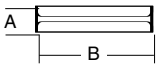

SPECIFICATIONS

	DIM "A" (MM.)	DIM "A" (IN.)	DIM "B" (MM.)	DIM "B" (IN.)
508-0850	8.0	5/16 (.315)	50.0	1 31/32

Outer Tube

SPECIFICATIONS

	LENGTH (M.)	LENGTH (IN.)
600-7130	1.5	59 1/16
604-7130	1.0	39 3/8

30.0 (2.8 Wall) mm.
1 3/16 (3/32 Wall)"
1.181 (.110 Wall)"

Outer Profile Yoke

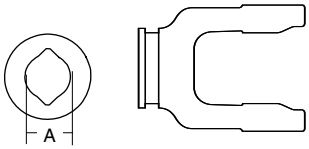

SPECIFICATIONS

	BONDIOLI #	DIM "A" BORE (MM.)	DIM "A" BORE (IN.)
700-7130	040456	30.0	1 3/16

With bearing groove

Plastic Guard

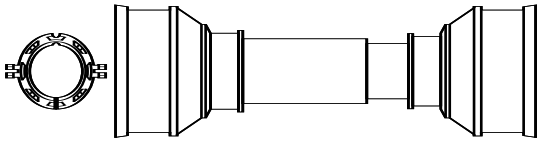

SPECIFICATIONS

	OVERALL DRIVELINE LENGTH (IN.)
900-2548	48
900-2560	60

Bearings 961-5005 (2 per kit)

Implement Yoke

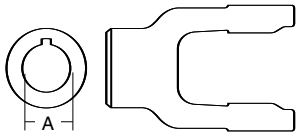

Round Bore

SPECIFICATIONS

	DIM "A" (MM.)	DIM "A" (IN.)	DIM "B" (MM.)	DIM "B" (IN.)
800-7125	25.0	63/64 (.984)	8.0	5/16 (.313)
800-7130	30.0	1 3/16 (1.181)	8.0	5/16 (.313)

With keyway & set screw

Shear Pin

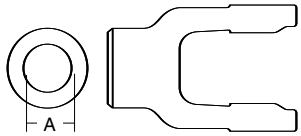

SPECIFICATIONS

	LENGTH (MM.)	LENGTH (IN.)
802-7108	25.4	1 (1.0)
802-7110	31.75	1 1/4 (1.250)

With pin hole

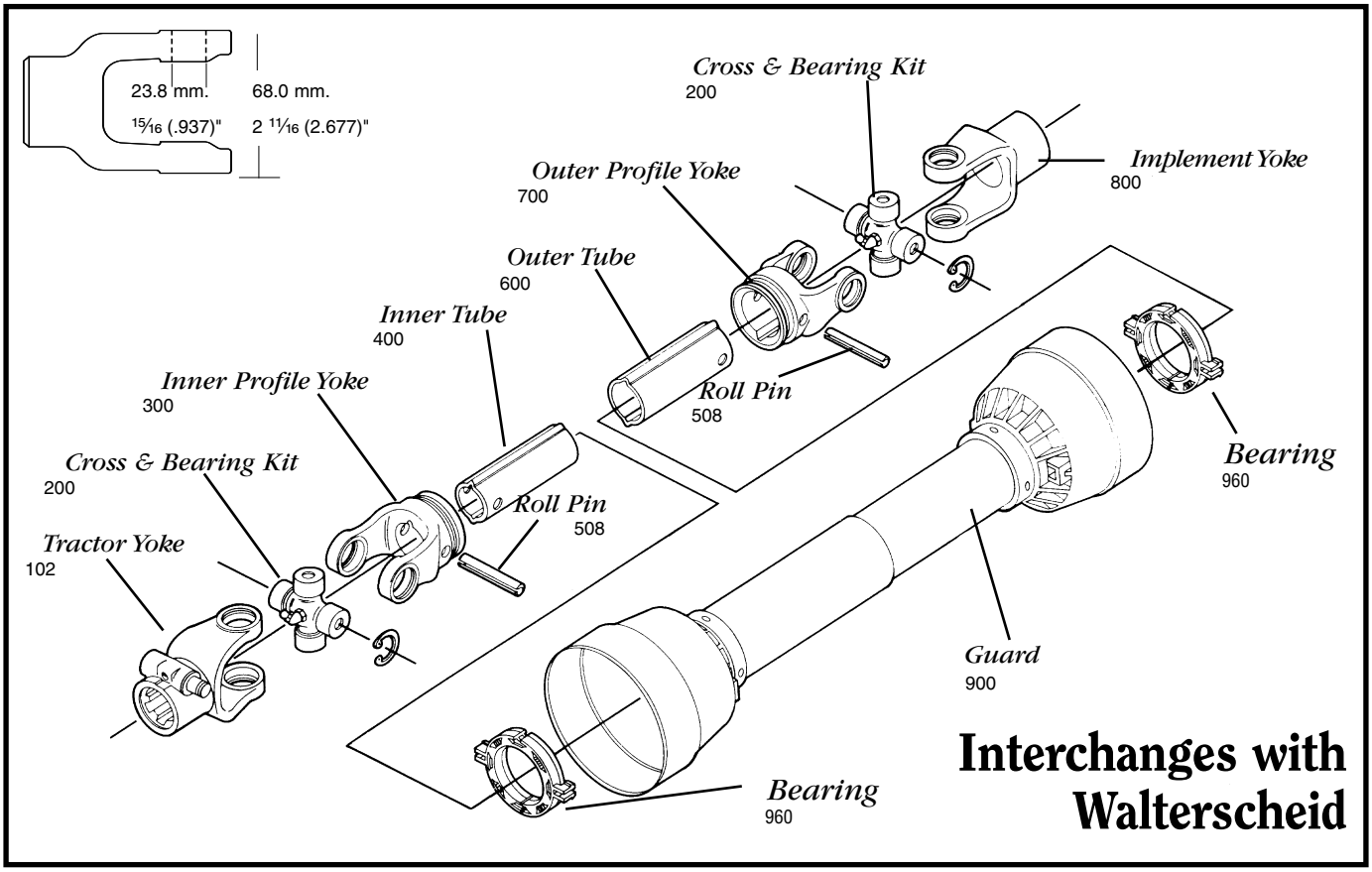

Cross & bearing kit and outboard yokes interchange with Bondioli 2 series

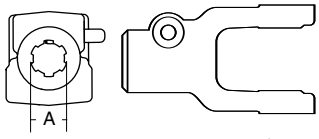

Tractor Yoke

Quick Disconnect

SPECIFICATIONS

	DIM "A" BORE (IN.)
102-8206	1 3⁄8 x 6
102-8221	1 3⁄8 x 21

Repair Pin 13007138

Collar Type

SPECIFICATIONS

WALTERSHEID #	DIM "A" BORE (IN.)
380905	1 3⁄8 x 6
363810	1 3⁄8 x 21
331065	1 3⁄4 x 20

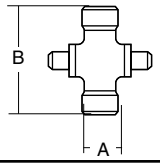

Cross & Bearing Kit

SPECIFICATIONS

	WALTERSCHEID #	DIM "A" (MM.)	DIM "A" (IN.)	DIM "B" (MM.)	DIM "B" (IN.)
200-8261	044439	23.8	15⁄16 (.937)	61.2	2 13⁄32 (2.413)
201-8261	Extended Life	23.8	15⁄16 (.937)	61.2	2 13⁄32 (2.413)

Snap ring located in yoke

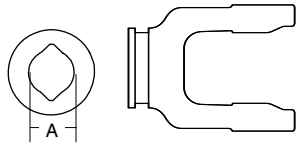

Inner Profile Yoke

SPECIFICATIONS

	WALTERSHEID #	DIM "A" BORE (MM.)	DIM "A" BORE (IN.)
300-7234	041065	34.5	1 11⁄32

With bearing groove

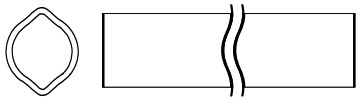

Inner Tube

SPECIFICATIONS

	LENGTH (M.)	LENGTH (IN.)
400-7234	1.5	59 1⁄16
404-7234	1.0	39 3⁄8

34.5 (4.0 Wall) mm.
1 11⁄32 (5⁄32 Wall)"
1.358 (.158 Wall)"

Roll Pin

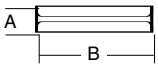

SPECIFICATIONS

	DIM "A" (MM.)	DIM "A" (IN.)	DIM "B" (MM.)	DIM "B" (IN.)
508-1060	10.0	13⁄32 (.394)	60.0	2 3⁄8

Outer Tube

SPECIFICATIONS

	LENGTH (M.)	LENGTH (IN.)
600-7241	1.5	59 1⁄16
604-7241	1.0	39 3⁄8

41.0 (3.0 Wall) mm.
1 5⁄8 (1⁄8 Wall)"
1.614 (.118 Wall)"

Plastic Guard

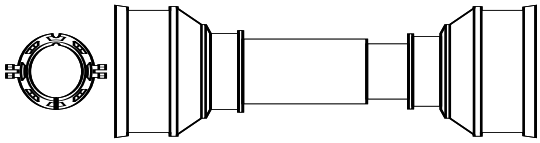

SPECIFICATIONS

	OVERALL DRIVELINE LENGTH (IN.)
900-2548	48
900-2560	60

Bearings 961-0251 (2 per kit)

Outer Profile Yoke

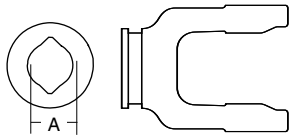

SPECIFICATIONS

	WALTERSHEID #	DIM "A" BORE (MM.)	DIM "A" BORE (IN.)
700-7241	041068	41.0	1 5⁄8 (1.1614)

With bearing groove

Implement Yoke

Round Bore

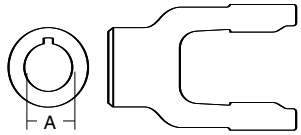

SPECIFICATIONS

	DIM "A" BORE (MM.)	DIM "A" BORE (IN.)	STANDARD KEYWAY (MM.)	STANDARD KEYWAY (IN.)
800-8225	25.0	63⁄64 (.984)	8.0	5⁄16 (.313)
800-8208	25.4	1 (1.0)	6.35	1⁄4 (.250)
800-8230	30.0	13⁄16 (1.181)	8.0	5⁄16 (.313)
800-8210	31.75	1 1⁄4 (1.250)	6.35	1⁄4 (.250)
800-8211	34.93	1 3⁄8 (1.375)	7.95	5⁄16 (.313)

With keyway & set screw

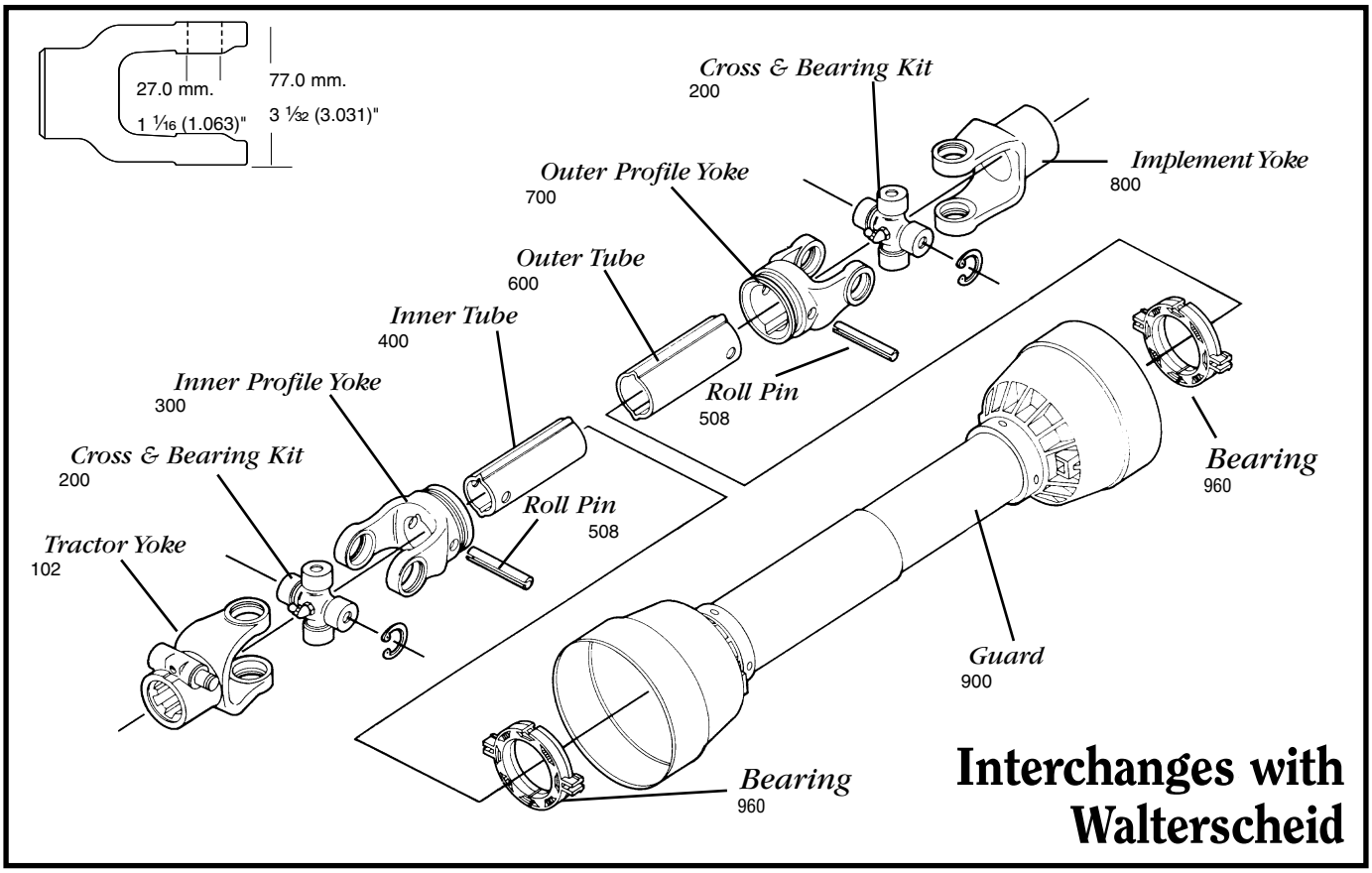

Cross & bearing kit and outboard yokes interchange with Bondioli 3 series

Tractor Yoke

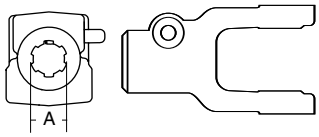

Quick Disconnect

SPECIFICATIONS

	DIM "A" BORE (IN.)
102-8306	1 3/8 x 6
102-8321	1 3/8 x 21

Repair Pin 13007138

Cross & Bearing Kit

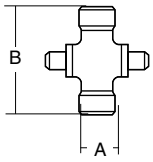

SPECIFICATIONS

	WALTERSCHEID #	DIM "A" (MM.)	DIM "A" (IN.)	DIM "B" (MM.)	DIM "B" (IN.)
200-8370	040127	27.0	1 1/16 (1.063)	70.0	2 3/4
201-8370	Extended Life	27.0	1 1/16 (1.063)	70.0	2 3/4

Snap ring located in yoke

Inner Profile Yoke

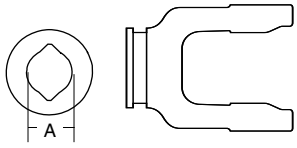

SPECIFICATIONS

	DIM "A" BORE (MM.)	DIM "A" BORE (IN.)
300-7334	23.5	2 15/16 (.925)

With bearing groove

Inner Tube

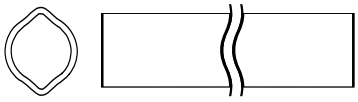

SPECIFICATIONS

	LENGTH (M.)	LENGTH (IN.)
400-7234	1.5	59 1/16
404-7234	1.0	39 3/8

34.5 (4.0 Wall) mm.
1 11/32 (5/32 Wall)"
1.358 (.158 Wall)"

Roll Pin

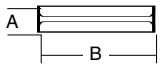

SPECIFICATIONS

	DIM "A" (MM.)	DIM "A" (IN.)	DIM "B" (MM.)	DIM "B" (IN.)
508-1065	10.0	13/32 (.394)	65.0	2 9/16 (2.559)

Outer Tube

SPECIFICATIONS

	LENGTH (M.)	LENGTH (IN.)
600-7241	1.5	59 1/16
604-7241	1.0	39 3/8

41.0 (3.0 Wall) mm.
1 5/8 (1/8 Wall)"
1.614 (.118 Wall)"

Outer Profile Yoke

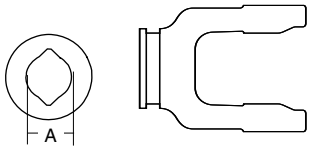

SPECIFICATIONS

	DIM "A" (MM.)	DIM "A" (IN.)	DIM "B" (IN.)
700-7341	040541	41.0	1 5/8 (1.614)

With bearing groove

Plastic Guard

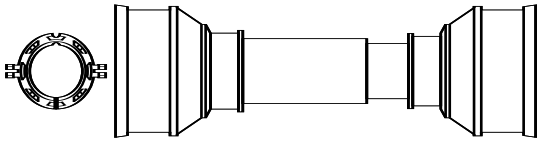

SPECIFICATIONS

	OVERALL DRIVELINE LENGTH (IN.)
900-2548	48
900-2560	60

Bearings 961-0251 (2 per kit)

Implement Yoke

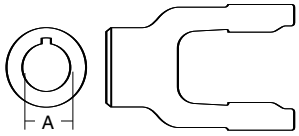

Round Bore

SPECIFICATIONS

	DIM "A" BORE (MM.)	DIM "A" BORE (IN.)	STANDARD KEYWAY (MM.)	STANDARD KEYWAY (IN.)
800-8325	25.0	63/64 (.984)	8.0	5/16 (.313)
800-8330	30.0	1 3/16 (1.181)	8.0	5/16 (.313)
800-8310	31.75	1 1/4 (1.250)	6.35	1/4 (.250)
800-8311	34.93	1 3/8 (1.375)	7.95	5/16 (.313)

With keyway & set screw

Shear Pin

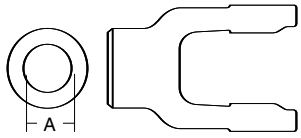

SPECIFICATIONS

	DIM "A" BORE (MM.)	DIM "A" BORE (IN.)
802-8335	35.0	1 3/8 (1.378)

With pin hole

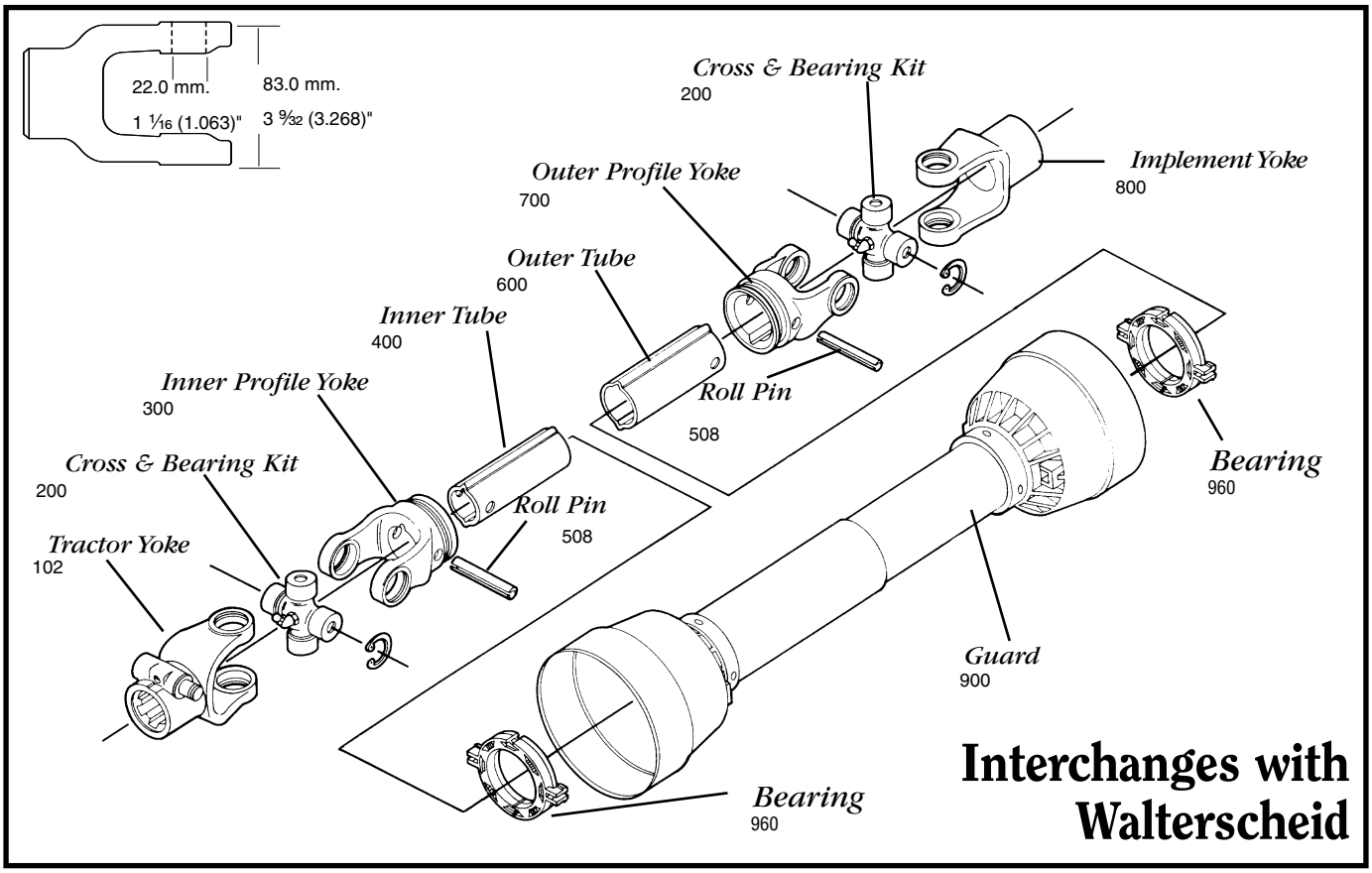

Cross & bearing kit and outboard yokes interchange with Bondioli 4 series

Tractor Yoke

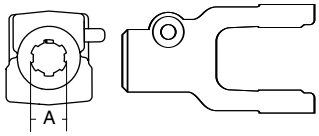

Quick Disconnect Collar Style

SPECIFICATIONS

	DIM "A" BORE (IN.)
102-8406	1 3/8 x 6
102-8421	1 3/8 x 21

Repair pin 13007138

SPECIFICATIONS

WALTERSHEID #	DIM "A" BORE (IN.)
363511	1 3/8 x 6
380906	1 3/8 x 21
363515	1 3/4 x 20

Cross & Bearing Kit

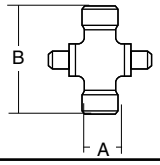

SPECIFICATIONS

	WALTERSCHEID #	DIM "A" (MM.)	DIM "A" (IN.)	DIM "B" (MM.)	DIM "B" (IN.)
200-8474	044444	27.0	1 1/16 (1.063)	74.6	2 15/16
201-8474	Extended Life	27.0	1 1/16 (1.063)	74.6	2 15/16

Snap ring located in yoke

Inner Profile Yoke

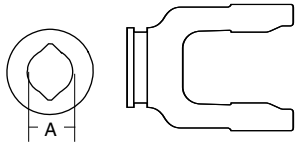

SPECIFICATIONS

	WALTERSHEID #	DIM "A" BORE (MM.)	DIM "A" BORE (IN.)
300-7434	041315	34.5	1 11/32 (1.358)

With bearing groove

Inner Tube

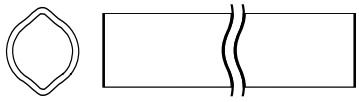

SPECIFICATIONS

	LENGTH (M.)	LENGTH (IN.)
400-7234	1.5	59 1/16
404-7234	1.0	39 3/8

4.5 (4.0 Wall) mm.
1 11/32 (5/32 Wall)"
1.358 (.158 Wall)"

Roll Pin

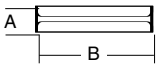

SPECIFICATIONS

	DIM "A" (MM.)	DIM "A" (IN.)	DIM "B" (MM.)	DIM "B" (IN.)
508-1065	10.0	13/32 (.394)	65.0	2 9/16

Outer Tube

SPECIFICATIONS

	LENGTH (M.)	LENGTH (IN.)
600-7241	1.5	59 1/16
604-7241	1.0	39 3/8

41.0 (3.0 Wall) mm.
1 5/8 (1/8 Wall)"
1.614 (.118 Wall)"

Outer Profile Yoke

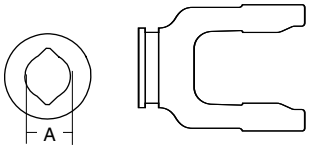

SPECIFICATIONS

	DIM "A" (MM.)	DIM "A" (IN.)	DIM "B" (IN.)
700-7441	041318	41.0	1 5/8 (1.164)

With bearing groove

Plastic Guard

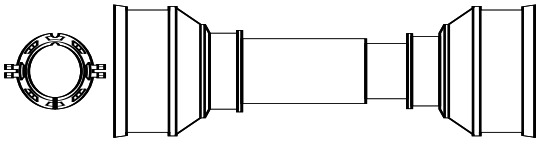

SPECIFICATIONS

	OVERALL DRIVELINE LENGTH (IN.)
900-2548	48
900-2560	60

Bearings 961-0251 (2 per kit)

Implement Yoke

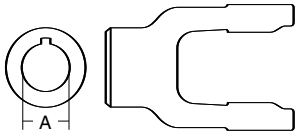

Round Bore

SPECIFICATIONS

	DIM "A" BORE (MM.)	DIM "A" BORE (IN.)	STANDARD KEYWAY (MM.)	STANDARD KEYWAY (IN.)
800-8430	30.0	1 3/16	8.0	5/16
800-8410	31.8	1 1/4	8.0	1/4
800-8411	34.9	1 1/8	6.35	5/16

With keyway & set screw

Shear Pin

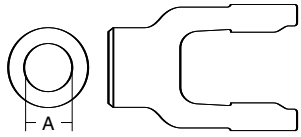

SPECIFICATIONS

	DIM "A" BORE (MM.)	DIM "A" BORE (IN.)
802-8435	35.0	1 3/8 (1.378)

With pin hole

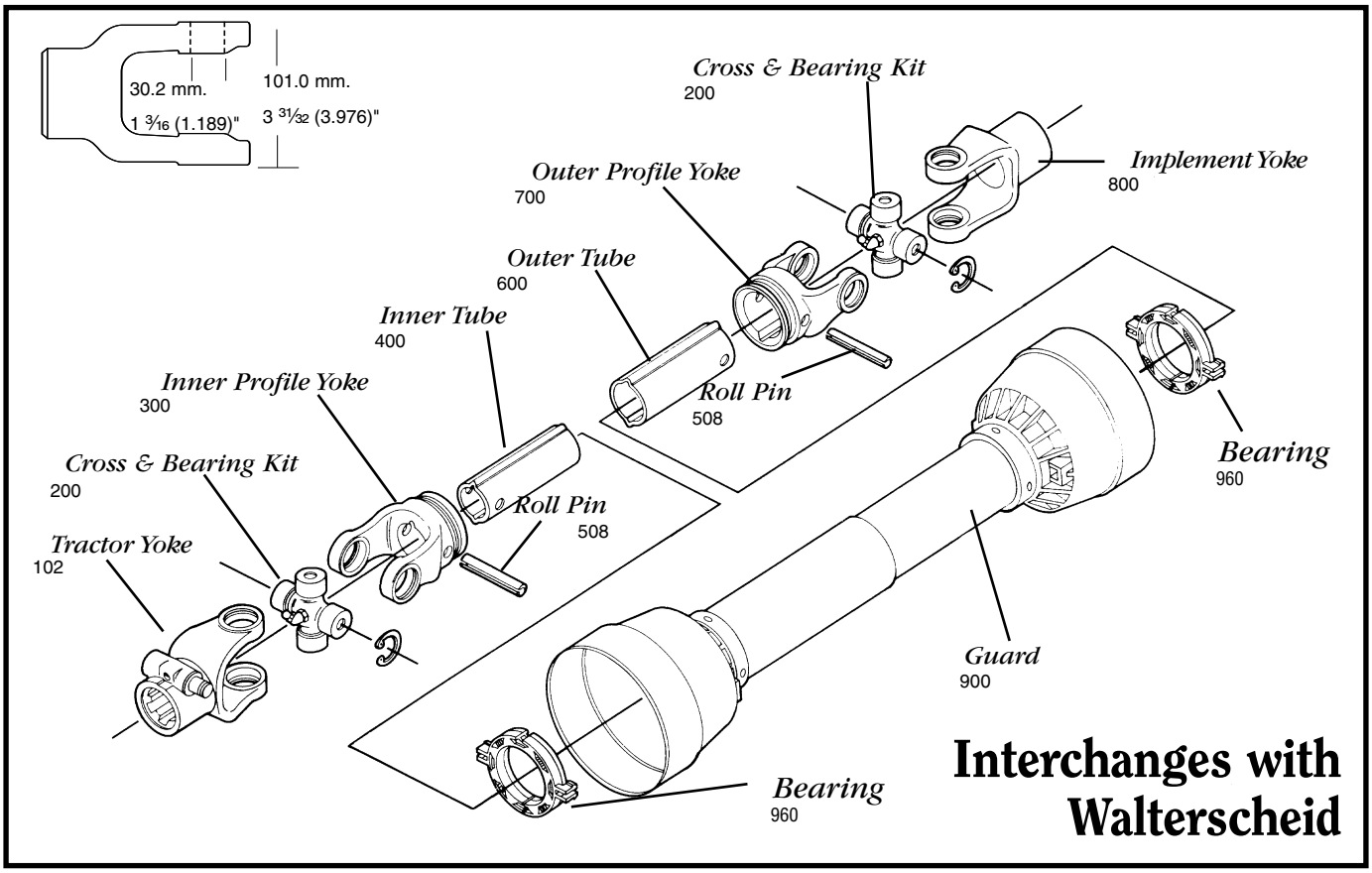

Cross & bearing kit and outboard yokes interchange with Bondioli 6 series

Tractor Yoke

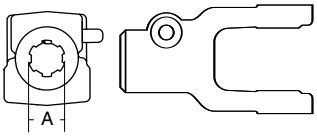

Quick Disconnect

SPECIFICATIONS

	DIM "A" BORE (IN.)
102-8606	1 3/8 x 6
102-8621	1 3/8 x 21

Repair Pin 13007138

Inner Profile Yoke

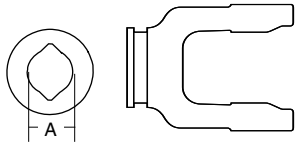

SPECIFICATIONS

	DIM "A" BORE (MM.)	DIM "A" BORE (IN.)
300-7539	39.5	1 9/16 (1.555)

With bearing groove

Cross & Bearing Kit

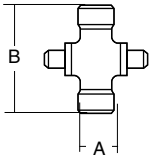

SPECIFICATIONS

	WALTERSCHEID #	DIM "A" (MM.)	DIM "A" (IN.)	DIM "B" (MM.)	DIM "B" (IN.)
200-8692	041662	30.2	1 3/16 (1.189)	92.0	3 5/8 (3.622)
201-8692	Extended Life	30.2	1 3/16 (1.189)	92.0	3 5/8 (3.622)

Snap ring located in yoke

Inner Tube

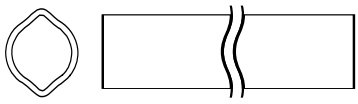

SPECIFICATIONS

	LENGTH (M.)	LENGTH (IN.)
400-7539	1.5	59 1/16
404-7539	1.0	39 3/8

39.5 (4.5 Wall) mm.
1 9/16 (3/16 Wall)"
1.555 (.177 Wall)"

Roll Pin

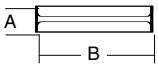

SPECIFICATIONS

	DIM "A" (MM.)	DIM "A" (IN.)	DIM "B" (MM.)	DIM "B" (IN.)
508-1080	10.0	13⁄32 (.394)	80.0	3 5⁄32 (3.150)

Outer Tube

SPECIFICATIONS

	LENGTH (M.)	LENGTH (IN.)
600-7548	1.5	59 1⁄16
604-7548	1.0	39 3⁄8

48.0 (4.0 Wall) mm.
1 7⁄8 (5⁄32 Wall)"
1.890 (.158 Wall)"

Outer Profile Yoke

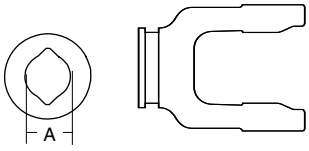

SPECIFICATIONS

	DIM "A" (IN.)	DIM "B" (IN.)
700-7548	48.0	1 7⁄8 (1.890)

With bearing groove

Plastic Guard

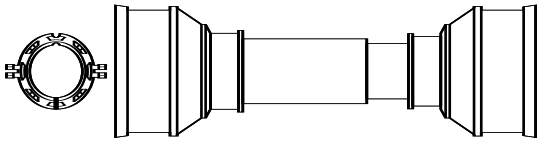

SPECIFICATIONS

	OVERALL DRIVELINE LENGTH (IN.)
900-3548	48
900-3560	60

Bearings 961-3525 (2 per kit)

Implement Yoke

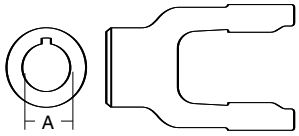

Round Bore

SPECIFICATIONS

	DIM "A" BORE (MM.)	DIM "A" BORE (IN.)	STANDARD KEYWAY (MM.)	STANDARD KEYWAY (IN.)
800-8610	31.75	1 1⁄4 (1.250)	6.4	1⁄4 (.250)
800-8611	34.93	1 3⁄8 (1.375)	8.0	5⁄16 (.313)

With keyway & set screw

Shear Pin

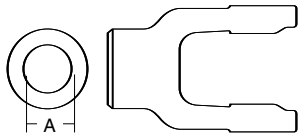

SPECIFICATIONS

	DIM "A" BORE (MM.)	DIM "A" BORE (IN.)
802-8611	35.0	1 3⁄8 (1.378)

With pin hole

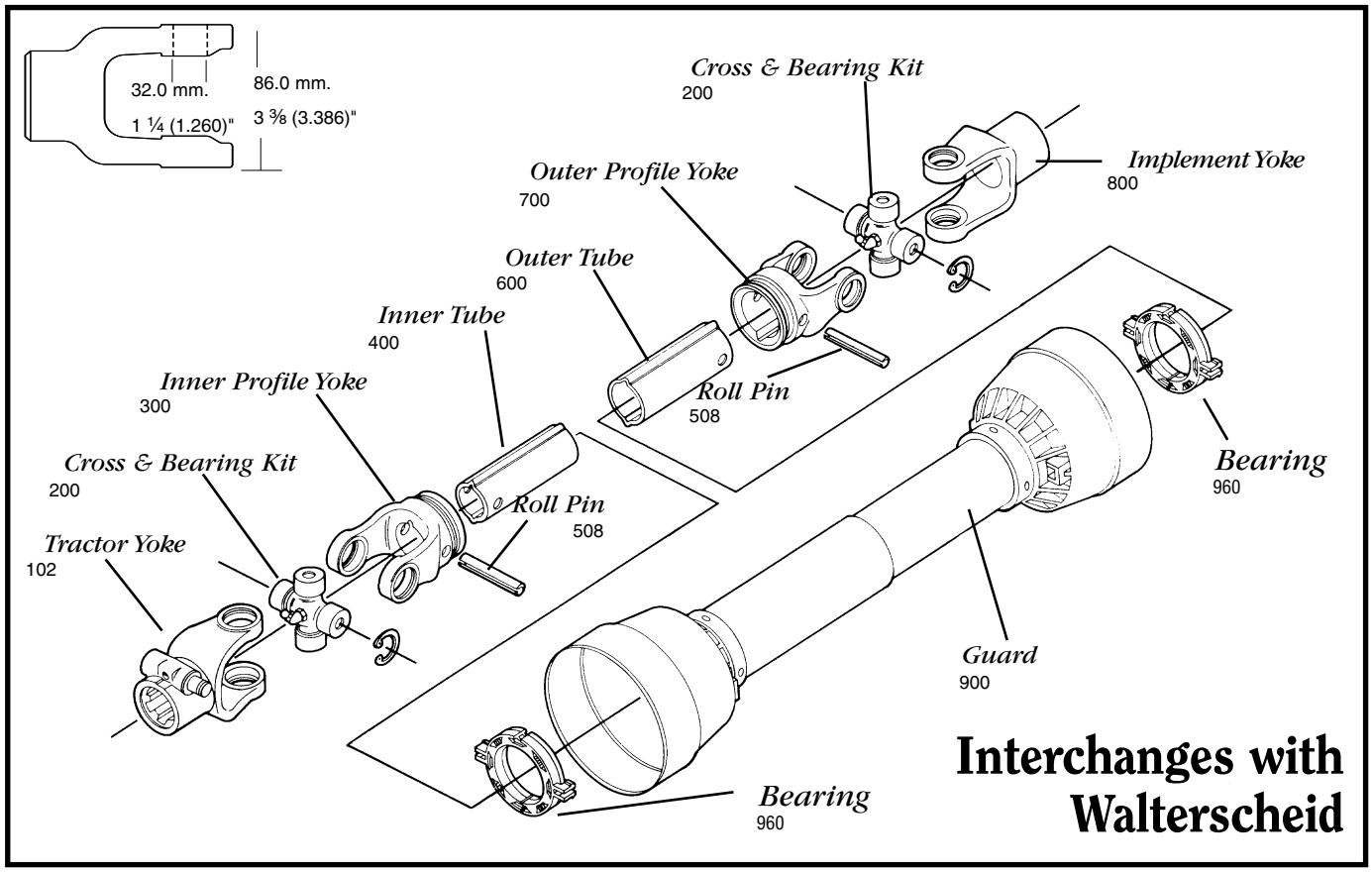

Interchanges with Walterscheid

Tractor Yoke

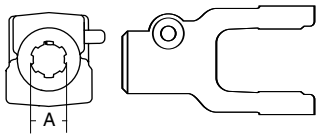

Quick Disconnect

Collar Type

SPECIFICATIONS

	DIM "A" BORE (IN.)
102-7606	1 ⅜ x 6
102-7621	1 ⅜ x 21

Repair pin 13007138

SPECIFICATIONS

WALTERSHEID #	DIM "A" BORE (IN.)
380907	1 ⅜ x 6
380908	1 ⅜ x 21
362448	1 ¾ x 20

Cross & Bearing Kit

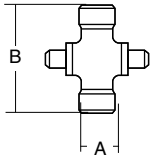

SPECIFICATIONS

	WALTERSCHEID #	DIM "A" (MM.)	DIM "A" (IN.)	DIM "B" (MM.)	DIM "B" (IN.)
200-7676	312410	32.0	1 ¼ (1.260)	76.0	2 31/32
201-7676	Extended Life	32.0	1 ¼ (1.260)	76.0	2 31/32

Snap ring located in yoke

Inner Profile Yoke

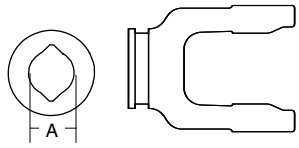

SPECIFICATIONS

	WALTERSHEID #	DIM "A" BORE (MM.)	DIM "A" BORE (IN.)
300-7639	019518	39.5	1 9/16

With bearing groove

Inner Tube

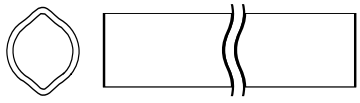

SPECIFICATIONS

	LENGTH (M.)	LENGTH (IN.)
400-7539	1.5	59 1/16
404-7539	1.0	39 ⅜

39.5 (4.5 Wall) mm.
1 9/16 (3/16 Wall)"
1.555 (.177 Wall)"

Roll Pin

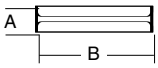

SPECIFICATIONS

	DIM "A" (MM.)	DIM "A" (IN.)	DIM "B" (MM.)	DIM "B" (IN.)
508-1075	10.0	13⁄32 (.394)	75.0	2 15⁄16 (2.953)

Outer Tube

SPECIFICATIONS

	LENGTH (M.)	LENGTH (IN.)
600-7548	1.5	59 1⁄16 (59.0)
604-7548	1.0	39 3⁄8

48.0 (4.0 Wall) mm.
1 7⁄8 (5⁄32 Wall)"
1.890 (.158 Wall)"

Outer Profile Yoke

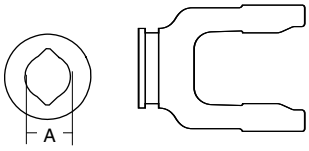

SPECIFICATIONS

	DIM "A" (IN.)	DIM "B" (IN.)
700-7648	48.0	1 7⁄8 (1.890)

With bearing groove

Plastic Guard

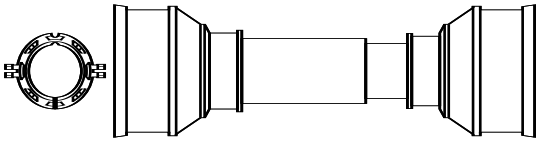

SPECIFICATIONS

	OVERALL DRIVELINE LENGTH (IN.)
902-3548	48
902-3560	60

Bearings 961-3525 (2 per kit)

Implement Yoke

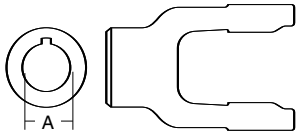

Round Bore

SPECIFICATIONS

	WALTERSCHEID #	DIM "A" BORE (MM.)	DIM "A" BORE (IN.)	STANDARD KEYWAY (MM.)	STANDARD KEYWAY (IN.)
800-7610	329040	31.75	1 1⁄4 (1.250)	6.35	1⁄4 (.250)
800-7611	329041	34.93	1 3⁄8 (1.375)	7.95	5⁄16 (.313)

With keyway & set screw

Shear Pin

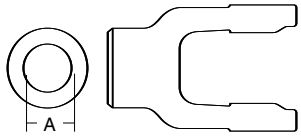

SPECIFICATIONS

	DIM "A" BORE (MM.)	DIM "A" BORE (IN.)
802-7611	35.0	1 3⁄8

With pin hole

Interchanges with Walterscheid

Cross Bearing Kit

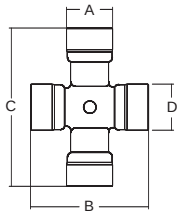

SPECIFICATIONS

	DIM "A" (MM.)	DIM "A" (IN.)	DIM "B" (MM.)	DIM "B" (IN.)	DIM "C" (MM.)	DIM "C" (IN.)	DIM "D" (MM.)	DIM "D" (IN.)
342221	76	2 63/64 (3.700)	94.0	3 45/64 (3.700)	27	1 1/16 (1.06)	32	1 7/64 (1.26)

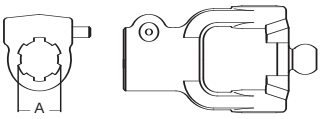

Tractor Yoke

SPECIFICATIONS

	DIM. "A" BORE (IN.)
380882	1 3/8 x 6 Spl.
363606	1 3/4 x 20 Spl.
380883	1 3/8 x 21 Spl.

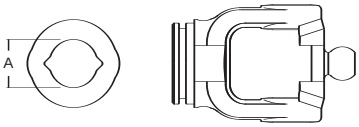

Inner Profile Yoke

SPECIFICATIONS

	DIM "A" BORE (MM.)	DIM "A" BORE (IN.)
341586	39.5	1 9/16 (1.56)

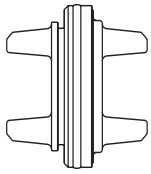

Center Housing

SPECIFICATIONS

365722

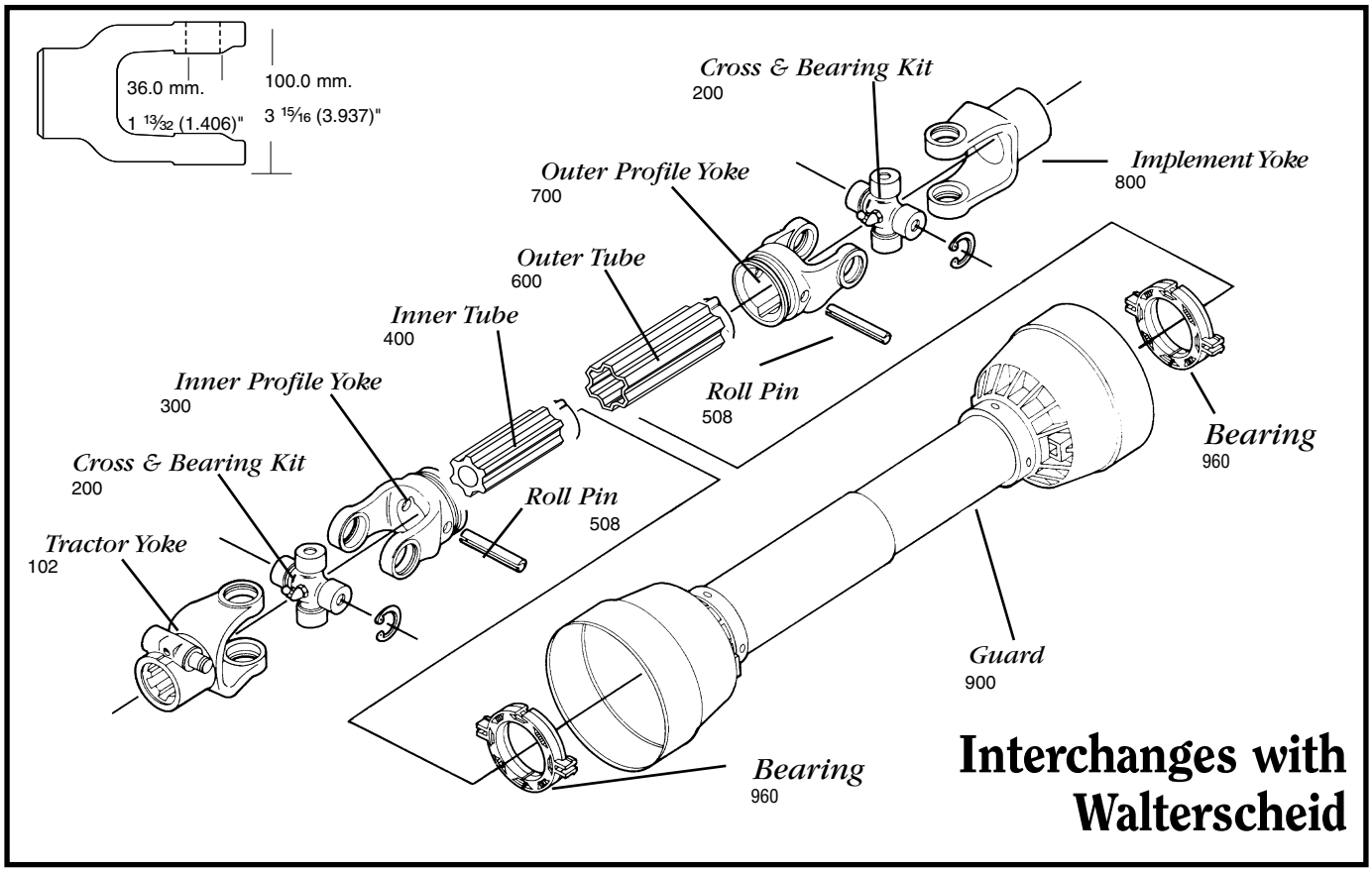

Interchanges with Walterscheid

Tractor Yoke

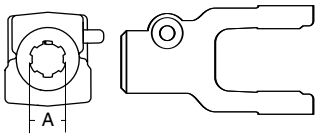

Quick Disconnect

SPECIFICATIONS

	DIM "A" BORE (IN.)
102-7906	1 3/8 x 6
102-7921	1 3/8 x 21
102-7920	1 3/8 x 20

Repair pin 13007138

Collar Style

SPECIFICATIONS

WALTERSHEID #	DIM "A" BORE (IN.)
362428	1 3/8 x 6
362430	1 3/8 x 21
362434	1 3/4 x 20

Cross & Bearing Kit

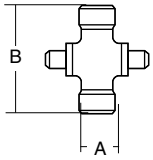

SPECIFICATIONS

	WALTERSCHEID #	DIM "A" (MM.)	DIM "A" (IN.)	DIM "B" (MM.)	DIM "B" (IN.)
200-7989	312209	36.0	1 13/32 (1.417)	89.0	3 1/2
201-7989	Extended Life	36.0	1 13/32 (1.417)	89.0	3 1/2

Snap ring located in yoke

Inner Profile Yoke

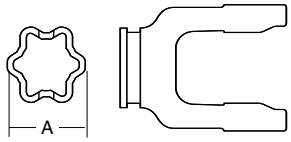

SPECIFICATIONS

	WALTERSHEID #	DIM "A" BORE (MM.)	DIM "A" BORE (IN.)
300-7951	097133	51.4	2 1/32 (2.023)

With bearing groove

Inner Tube

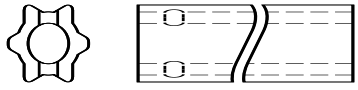

SPECIFICATIONS

	LENGTH (M.)	LENGTH (IN.)
400-7951	1.5	59 1/16
404-7951	1.0	39 3/8

51.4 mm.
2 1/32"
2.023"

Roll Pin

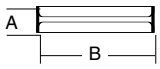

SPECIFICATIONS

	DIM "A" (MM.)	DIM "A" (IN.)	DIM "B" (MM.)	DIM "B" (IN.)
508-1090	10.0	13⁄32 (.406)	90.0	3 ½ (3.543)

Outer Tube

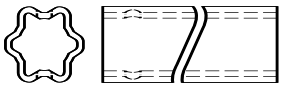

SPECIFICATIONS

	LENGTH (M.)	LENGTH (IN.)
600-7961	1.5	59 1⁄16
604-7961	1.0	39 3⁄8

61.0 (4.5 Wall) mm.
2 3⁄8 (11⁄64 Wall)
2.402 (.165 Wall)"

Outer Profile Yoke

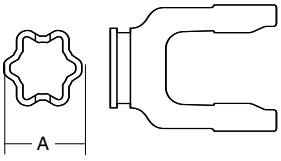

SPECIFICATIONS

	WALTERSHEID #	DIM "A" (IN.)	DIM "B" (IN.)
700-7961	097140	61.0	2 3⁄8 (2.402)

With bearing groove

Implement Yoke

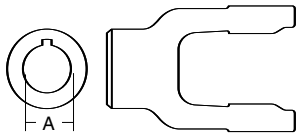

Round Bore

SPECIFICATIONS

	DIM "A" BORE (MM.)	DIM "A" BORE (IN.)	STANDARD KEYWAY (MM.)	STANDARD KEYWAY (IN.)
800-7922	35.0	1 3⁄8 (1.375)	8.0	5⁄16 (.313)
800-7924	38.1	1 ½ (1.500)	9.5	3⁄8 (.375)

With keyway & set screw

Shear Pin

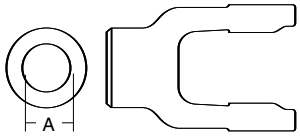

SPECIFICATIONS

	DIM "A" BORE (MM.)	DIM "A" BORE (IN.)
802-7922	35.0	1 3⁄8 (1.375)
802-7924	38.1	1 ½ (1.500)

Plastic Guard

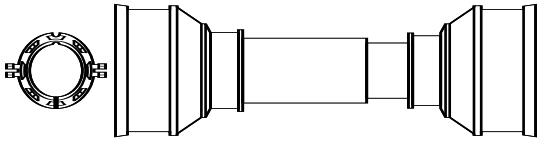

SPECIFICATIONS

	OVERALL DRIVELINE LENGTH (IN.)
902-3548	48
902-3560	60

With bearings (961-3525) (2 per kit)

*Interchanges with Walterscheid

Cross & Bearing Kit

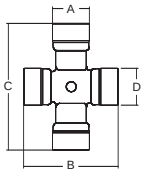

SPECIFICATIONS

	DIM "A" (MM.)	DIM "A" (IN.)	DIM "B" (MM.)	DIM "B" (IN.)	DIM "C" (MM.)	DIM "C" (IN.)	DIM "D" (MM.)	DIM "D" (IN.)
342221	88.8	3.49	106.0	4.17	32.0	1.26	36.0	1.42

Tractor Yoke

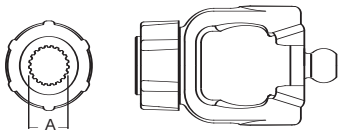

SPECIFICATIONS

	DIM. "A" BORE (IN.)
380882	1 3/8 x 6 Spl.
363606	1 3/4 x 20 Spl.
380883	1 3/8 x 21 Spl.

Inner Profile Yoke

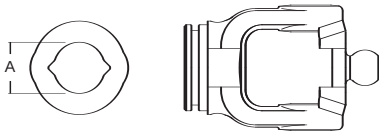

SPECIFICATIONS

	DIM "A" BORE (MM.)	DIM "A" BORE (IN.)
331573	51.0	2 (2.0)

Center Housing

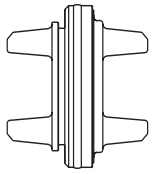

SPECIFICATIONS

365725

Interchanges with Walterscheid

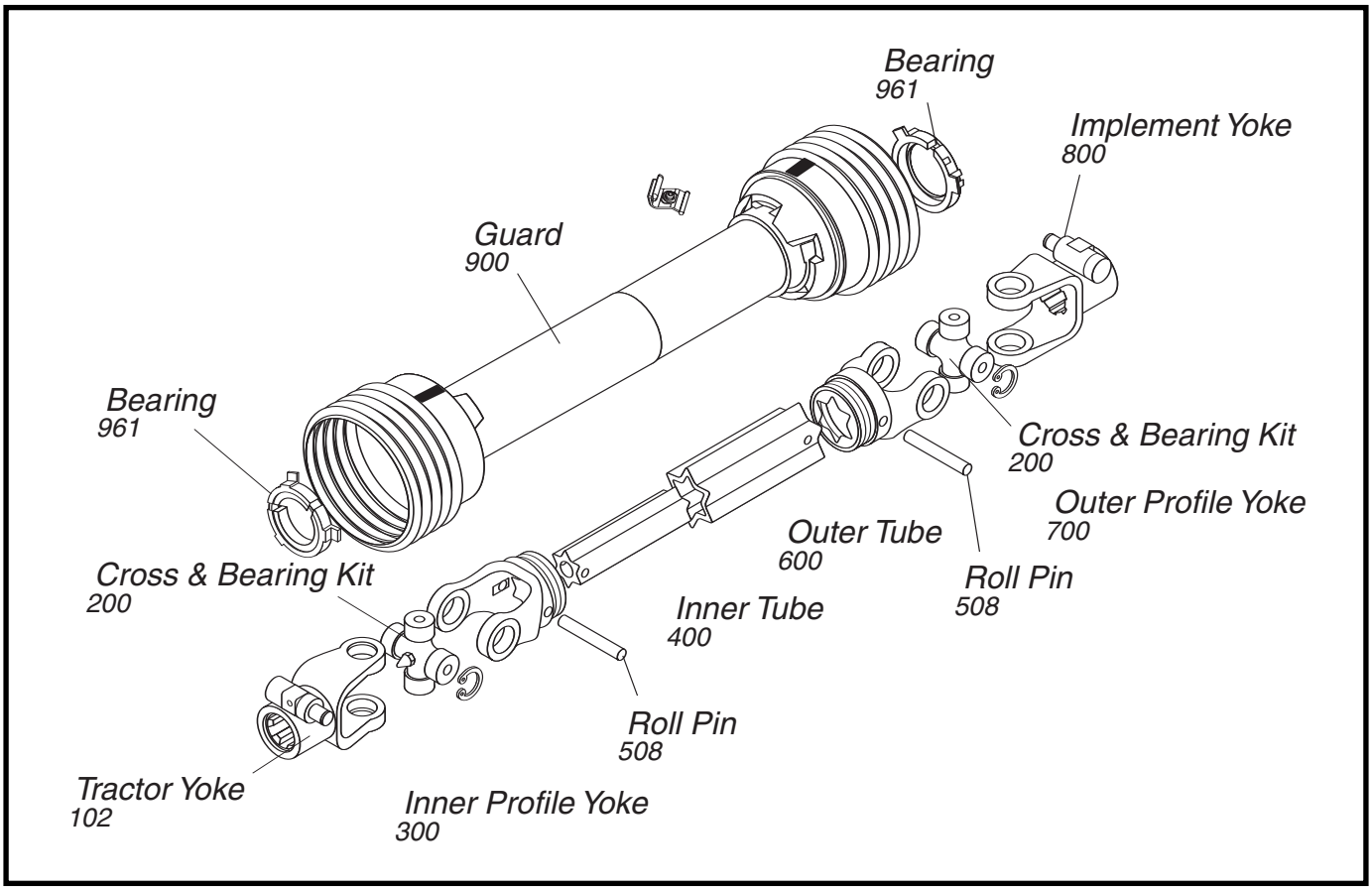

Tractor Yoke Quick Disconnect

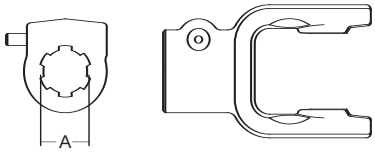

SPECIFICATIONS

	DIM "A" BORE (IN.)
102-7006	1 3/8 x 6
102-7020	1 3/4 x 20
102-7021	1 3/8 x 21

Repair Kit – 13007138

Cross & Bearing Kit

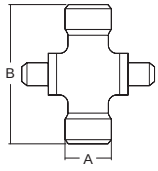

SPECIFICATIONS

	DIM "A" BORE (MM.)	DIM 'A" BORE (IN.)	DIM "B" BORE (MM.)	DIM "B" BORE (IN.)
200-7004	42.0	1 21/32 (1.65)	104.0	4 3/32
201-7004	42.0	1 21/32	104.0	3 3/32

Snap Ring Located in Yoke

Inner Profile Yoke

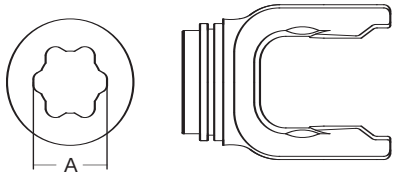

SPECIFICATIONS

	DIM "A" BORE (MM.)	DIM "A" BORE (IN.)
300-7061	61.0	2 13/32 (2.40)

With Bearing Groove (Guard must rotate freely on yoke)

Inner Tube

SPECIFICATIONS

	LENGTH (MM.)	LENGTH (IN.)
400-7061	1,500	59 1/16 (59.0)
404-7061	1,000	39 3/8 (39.37)

61.0 (4.0 Wall) mm
2.402 (.158 Wall)"

Roll Pin

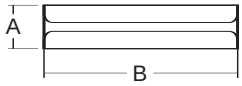

SPECIFICATIONS

	DIM "A" BORE (MM.)	DIM 'A" BORE (IN.)	DIM "B" BORE (MM.)	DIM "B" BORE (IN.)
508-1090	10.0	13/32 (.406)	90.0	3 1/2 (3.543)

Outer Tube

SPECIFICATIONS

	DIM "B" BORE (M.)	DIM "B" BORE (IN.)
600-7071	1.5	59 1/16 (59.0)
604-7071	1.0	39 3/8 (39.37)

71.0 (5.0 Wall) mm
2.795 (.197 Wall)"

Outer Profile Yoke

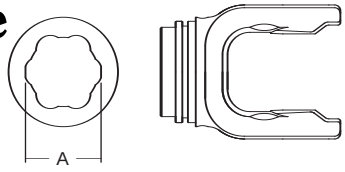

SPECIFICATIONS

	DIM "B" BORE (MM.)	DIM "B" BORE (IN.)
700-7071	71.0	2 51/64 (2.795)

With Bearing Groove

Implement Yoke

Round Bore

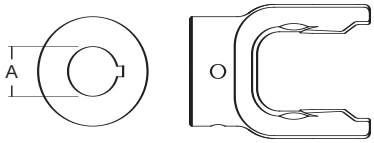

SPECIFICATIONS

	DIM "A" BORE (MM.)	DIM "A" BORE (IN.)	STANDARD KEYWAY (MM.)	STANDARD KEYWAY (IN.)
800-7024	38.10	1 1/2 (1.5)	9.53	3/8 (.375)
800-7026	41.28	1 5/8 (1.625)	9.53	3/8 (.375)
800-7028	44.45	1 3/4 (1.75)	9.53	3/8 (.375)
800-7032	50.80	2 (2.0)	12.7	1/2 (.5)

With Keyway & Set Screw

Plastic Guard

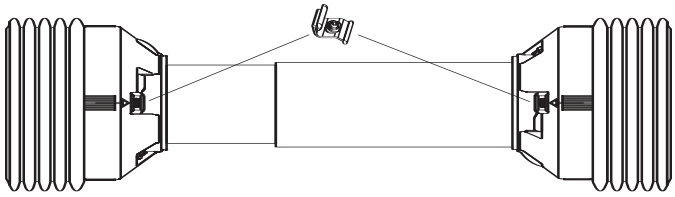

SPECIFICATIONS

	OVERALL DRIVELINE LENGTH (IN.)
900-4546	60
900-4560	48

Bearings 961-4535 (2 per kit)

Easy Lock

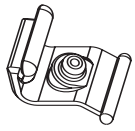

Part Number: 13005000

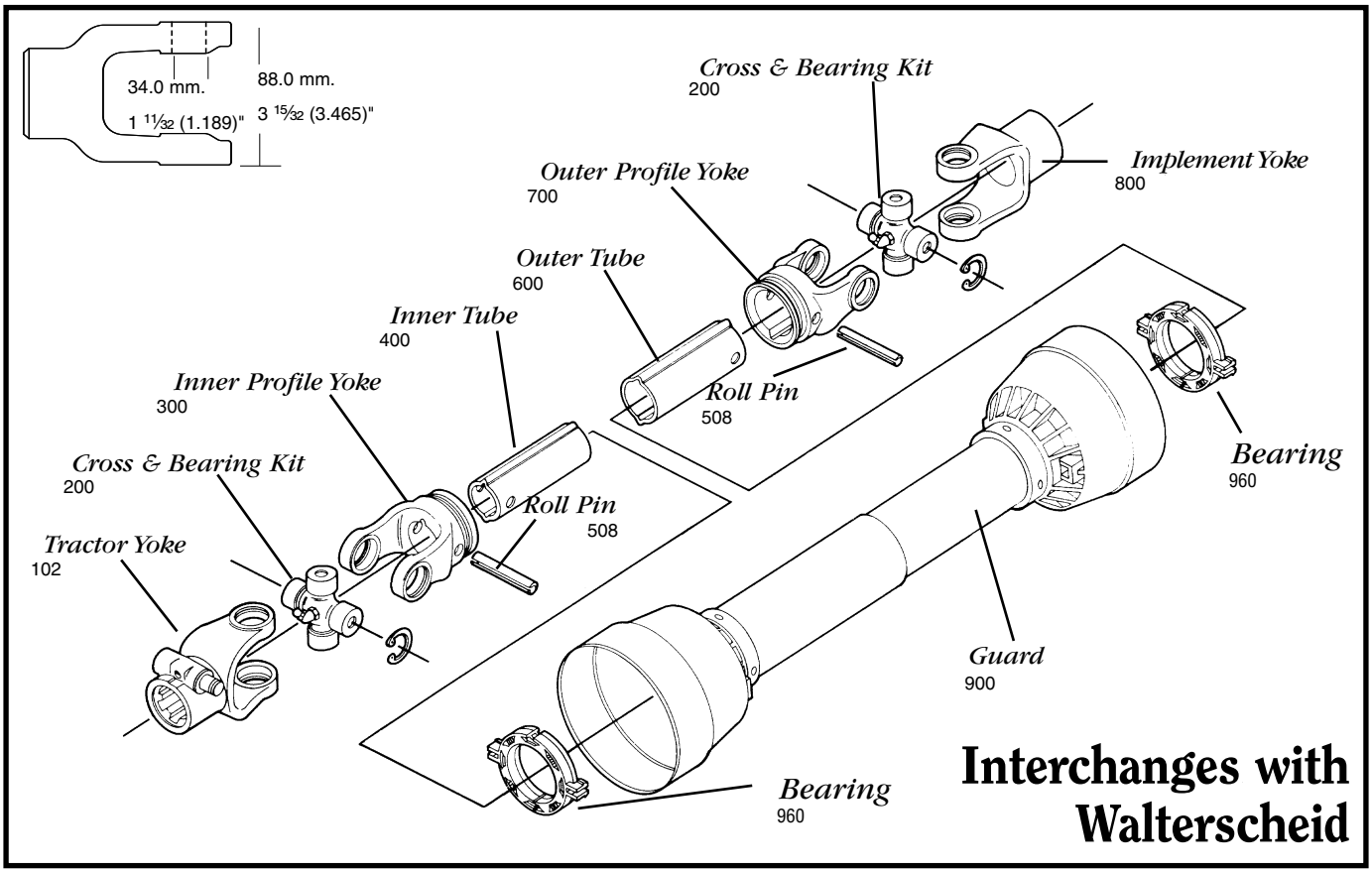

Interchanges with Walterscheid

Tractor Yoke

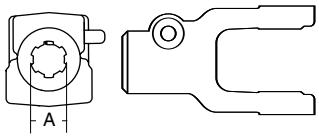

Quick Disconnect

SPECIFICATIONS

	DIM "A" BORE (IN.)
102-7806	1 3/8 x 6
102-7821	1 3/8 x 21

Repair Pin 13007138

Cross & Bearing Kit

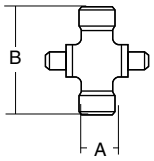

SPECIFICATIONS

	WALTERSCHEID #	DIM "A" (MM.)	DIM "A" (IN.)	DIM "B" (MM.)	DIM "B" (IN.)
200-7890	040703	34.0	1 11/32 (1.339)	90.0	3 17/32
201-7890	Extended Life	34.0	1 11/32 (1.339)	90.0	3 17/32

Snap ring located in yoke

Inner Profile Yoke

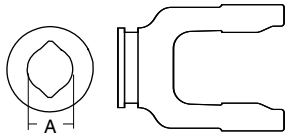

SPECIFICATIONS

	DIM "A" BORE (MM.)	DIM "A" BORE (IN.)
300-7839	39.5	1 9/16 (1.555)

With bearing groove

Outer Profile Yoke

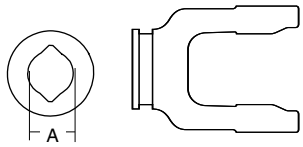

SPECIFICATIONS

	LENGTH (MM.)	LENGTH (IN.)
700-7848	48.0	1 7/8 (1.890)

With bearing groove

Tractor Yoke

SPECIFICATIONS

	QUANTITY (PCS.)
102-6106	1
102-6506	1
102-7106	1
102-7606	1
102-8206	1
102-8306	1
102-8406	1
102-8606	1

Outer Profile Yoke

SPECIFICATIONS

	QUANTITY (PCS.)
700-6133	1
700-6236	1
700-6343	1
700-6443	1
700-6552	1
700-6654	1
700-7241	1
700-7648	1

Outer Profile Tube

SPECIFICATIONS

	QUANTITY (PCS.)
600-6133	1
600-6236	1
600-6343	1
600-6552	1
600-6654	1
600-7130	1
600-7241	1
600-7548	1

Transparency ID System

SPECIFICATIONS

	QUANTITY (PCS.)
12008500	1

Cross & Bearing Kit

SPECIFICATIONS

	QUANTITY (PCS.)
200-6154	2
200-6580	2
200-6806	2
200-7155	2
200-7676	2
200-7889	2
200-8261	2
200-8370	2
200-8474	4
200-8692	2

Implement Yoke

SPECIFICATIONS

	QUANTITY (PCS.)
800-6510	1
800-8208	1
800-8210	1
800-8310	1
800-8311	1
800-8410	1
800-8411	1
802-7110	1
802-7611	1
802-8435	1

Inner Profile Yoke

SPECIFICATIONS

	QUANTITY (PCS.)
300-6126	1
300-6229	1
300-6336	1
300-6436	1
300-6545	1
300-6645	1
300-7234	1
300-7639	1

Inner Profile Tube

SPECIFICATIONS

	QUANTITY (PCS.)
400-6126	1
400-6229	1
400-6336	1
400-6436	1
400-6545	1
400-7234	1
400-7539	1

Guard

SPECIFICATIONS

	QUANTITY (PCS.)
900-2548	2
902-3548	1

Lock Yoke Repair Kit

SPECIFICATIONS

	QUANTITY (PCS.)
13006121	1
13006138	1

Roll Pin

SPECIFICATIONS

	QUANTITY (PCS.)
508-0850	1
508-0860	1
508-1060	1
508-1065	1
508-1075	1

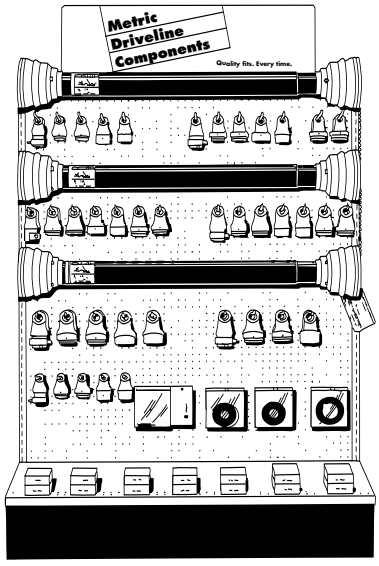

Display

12008000

The Weasler Display Center is a dealer merchandiser that makes selling easy. Most parts are on display for the convenient visual inventory control as well as quick service for the customer.

The 48" x 66" floor fixture contains an inventory of the most popular sizes, including inner & outer profile tubes.

Display without Tubing

12008100

The display board includes the items depicted by the display sketch above. It does NOT include an assortment of inner and outer profile tubes.

METRIC COMPLETE DRIVELINES



SPECIFICATIONS

	SERIES	DESCRIPTION	USED ON
14006127	1	27″ BYPY MET DRVLINE 1-⅜″ 6 SPL QD EE	FERTILIZER SPREADER
14006135	1	35″ BYPY MET DRVLINE 1-⅜″ 6 SPL QD EE	FERTILIZER SPREADER
14046148	1	48″ MET DRVLINE 1-⅜″ 6 SPL QD NO IMP YOKE	
14006247	2	47″ BYPY MET DRVLINE 1-⅜″ 6 SPL QD EE	ALL PURPOSE
14046248	2	48″ MET DRVLINE 1-⅜″ 6 SPL QD NO IMP YOKE	
14006251	2	51″ BYPY MET DRVLINE 1-⅜″ 6 SPL QD / 1-⅜″ RD	PULL/TOWED ROTARY CUTTER
14006252	2	52′ BYPY LIGHT MET DRVLINE 1-⅜″ 6 SPL QD / 1-¼″ RD	POST HOLD DIGGER
14206252	2	52″BYPY LTE MET DRVLINE 1-⅜″ 6SPL QD / 1-⅜″ 6 SPL RAD CLUTCH	2-ROTARY HAY TEDDER
14046260	2	60″ MET DRVLINE 1-⅜″ 6 SPL QD NO IMP YOKE	
14006340	3	40″ BYPY LTE MET DRVLINE 1-⅜″ 6 SPL QD EE	FINISHING MOWER
14046348	3	48″ MET DRVLINE 1-⅜″ 6 SPL QD NO IMP YOKE	
14046360	3	60″ MET DRVLINE 1-⅜″ 6 SPL QD NO IMP YOKE	
14006432	4	32″ BYPY MET DRVLINE 1-⅜″ 6 SPL QD / 1-C\,″ RD	4′ LIFT ROTARY CUTTER (3PT HITCH)
14006436	4	36″ BYPY MET DRVLINE 1-⅜″ 6 SPL QD / 1-C\,″ RD	5′ LIFT ROTARY CUTTER (3PT HITCH)
14106438	4	38″ BYPY MET DRVLINE 1-⅜″ 6 SPL QD / 1-C\,″ 6 SPL FRIC CLUTCH	PULL/TOWERD ROTARY CUTTER/TILLER
14006442	4	42″ BYPY MET DRVLINE 1-⅜″ SPL QD / 1-⅜″ RD	6′ LIFT ROTARY CUTTER (3PT HITCH)
14006446	4	46″ BYPY MET DRVLINE 1-⅜″ 6 SPL QD EE	FINISHING MOWER
14006424	4	48″ BYPY MET DRVLINE 1-⅜″ 6 SPL QD / 1-½″ RD	CATFISH POND DRIVELINE
14006448	4	48″ BYPY MET DRVLINE 1-⅜″ 6 SPL QD EE	ALL PURPOSE
14046448	4	48″ MET DRVLINE 1-⅜″ 6 SPL QD NO IMP YOKE	
14006451	4	51″ BYPY MET DRVLINE 1-⅜″ 6 SPL QD / 1-⅜″ RD	PULL/TOWED ROTARY CUTTER
14006453	4	53″ BYPY HVY MET DRVLINE 1-⅜″ 6 SPL QD / 1-¼″ RD	
14206454	4	54″ BYPY HVY MET DRVLINE 1-C\,″ 6 SPL QD / 1-⅜″ 6 SPL RAD CLUTCH	4-ROTAOR HAY TEDDER
14046460	4	60″ MET DRVLINE 1-⅜″ 6 SPL QD NO IMP YOKE	
14006542	5	42″ BYPY MET DRVLINE 1-⅜″ 6 SPL QD / 1-⅜″ RD	6′ LIFT ROTARY CUTTER (3PT HITCH)
14106546	5	46″ BYPY MET DRVLINE 1-⅜″ 6 SPL QD / 1-⅜″ 6 SPL FRIC CLUTCH	PULL/TOWED ROTARY CUTTER/TILLER
14006546	5	46″ BYPY MET DRVLINE 1-⅜″ 6 SPL QD EE	6′ HEAVY DUTY ROTARY CUTTER
14213548/M	5	48″ MET DRVLINE 1-⅜″ 21 SPL / 1-½″ RD 14016524	CATFISH POND DRIVELINE
14063548/M	5	48″ MET DRVLINE 1-⅜″ 6 SPL QD / 1-½″ 6 RD 14006524	CATFISH POND DRIVELINE
14046548	5	48″ MET DRVLINE 1-⅜″ 6 SPL QD NO IMP YOKE	
14046560	5	60″ MET DRVLINE 1-⅜″ 6 SPL QD NO IMP YOKE	
14006637	6	37″ BYPY MET DRVLINE 1-⅜″ 6 SPL QD EE	FINISHING MOWER
14306639	6	39″ BYPY MET DRVLINE 1-⅜″ 6 SPL QD / 1-⅜″ 6 SPL QD OR CLUTCH	DISC MOWER
14214448/M	6	48″ MET DRVLINE 1-⅜″ 21 SPL / 1-½″ RD 14016624	CATFISH POND DRIVELINE
14064448/M	6	48″ MET DRVLINE 1-⅜″ 6 SPL QD / 1-½″ RD 14006624	CATFISH POND DRIVELINE
14046648	6	48″ MET DRVLINE 1-⅜″ 6 SPL QD NO IMP YOKE	
14006652	6	52″ BYPY MET DRVLINE 1-⅜″ 6 SPL QD / 1-⅜″ RD	7′ LIFT ROTARY CUTTER (3PT HITCH)
14106654	6	54″ BYPY MET DRVLINE 1-⅜″ 6 SPL QD / 1-C\,″ 6 SPL FRIC CLUTCH	7′ LIFT ROT. CUTTER/TILLER (3PT HITCH)
14006657	6	57″ BYPY MET DRVLINE 1-⅜″ 6 SPL QD EE	ALL PURPOSE
14046660	6	60″ MET DRVLINE 1-⅜″ 6 SPL QD IMP YOKE	
14037645	2400	45″ W/S MET DRVLINE 1-⅜″ 6 SPL QD / 1-⅜″ 6 SPL QD OR CLUTCH	DISC MOWER
14046748	7N	48″ MET DRVLINE 1-⅜″ 6 SPL QD NO IMP YOKE	
14046760	7N	60″ MET DRVLINE 1-⅜″ 6 SPL QD NO IMP YOKE	
14046848	8	48″ MET DRVLINE 1-⅜″ 6 SPL QD NO IMP YOKE	
14006857	8	57″ BYPY MET DRVLINE 1-⅜″ 6 SPL QD EE	ALLPURPOSE
14046860	8	60″ MET DRVLINE 1-⅜″ 6 SPL QD NO IMP YOKE	
14046948	9	48″ MET DRVLINE 1-⅜″ 6 SPL QD NO IMP YOKE	
14046960	9	60″ MET DRVLINE 1-⅜″ 6 SPL QD NO IMP YOKE	

METRIC CONSTANT VELOCITY DRIVELINES

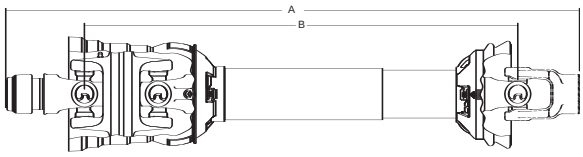

SPECIFICATIONS

	SERIES	DESCRIPTION	USED ON
14505555	1500	55″ CAT 6 CV DRVLINE 1-⅜″ 6 SPL EE	FLEXWING MOWERS
14607648	2480	48″ MET CV DRVLINE 1-⅜″ 21 SPL / 1-⅜″ 6 SPL	
14507648	2480	48″ MET CV DRVLINE 1-⅜″ 6 SPL EE	
14607660	2480	60″ MET CV DRVLINE 1-⅜″ 21 SPL / 1-⅜″ 6 SPL	
14507660	2480	60″ MET CV DRVLINE 1-⅜″ 6 SPL EE	
14705551	2500	51″ CAT 6 CV DRVLINE 1-¾″ 20 SPL EE	FLEXWING MOWERS
14605551	2500	51″ CAT 6 CV DRVLINE 1-⅜″ 21 SPL / 1-¾″ 20 SPL	FLEXWING MOWERS
14505551	2500	51″ CAT 6 DRVLINE 1-⅜″ 6 SPL / 1-¾″ 20 SPL	FLEXWING MOWERS
14715555	2500	55″ CAT 6 CV DRVLINE 1-¾″ 20 SPL / 1-¾″ 20 SPL	FLEXWING MOWERS
14705555	2500	55″ CAT 6 CV DRVLINE 1-¾″ 20 SPL / 1-⅜″ 6 SPL	FLEXWING MOWERS
14615555	2500	55″ CAT 6 CV DRVLINE 1-⅜″ 21 SPL / 1-¾″ 20 SPL	FLEXWING MOWERS
14605555	2500	55 ″ CAT 6 CV DRVLINE 1-⅜″ 21 SPL / 1-⅜″ 6 SPL	FLEXWING MOWERS
14515555	2500	55″ CAT 6 CV DRVLINE 1-⅜″ 6 SPL / 1-¾″ 20 SPL	FLEXWING MOWERS
14607948	2580	48″ MET CV DRVLINE 1-C⅜″ 21 SPL / 1-⅜″ 6 SPL	
14507948	2580	48″ MET CV DRVLINE 1-⅜″ 6 SPL EE	
14707951	2580	51″ MET CV DRVLINE 1-¾″ 20 SPL / 1-¾″ 20 SPL	FLEXWING MOWERS
14607951	2580	51″ MET CV DRVLINE 1-⅜″ 21 SPL / 1-¾″ 20 SPL	FLEXWING MOWERS
14507951	2580	51″ MET CV DRVLINE 1-⅜″ 6 SPL / 1-¾″ 20 SPL	FLEXWING MOWERS
14707955	2580	55″ MET CV DRVLINE 1-¾″ 20 SPL / 1-⅜″ 6 SPL	FLEXWING MOWERS
14717955	2580	55″ MET CV DRVLINE 1-¾″ 20 SPL EE	FLEXWING MOWERS
14617955	2580	55″ MET CV DRVLINE 1-⅜″ 21 SPL / 1-¾″ 20 SPL	FLEXWING MOWERS
14607955	2580	55″ MET CV DRVLINE 1-⅜″ 21 SPL / 1-⅜″ 6 SPL	FLEXWING MOWERS
14517955	2580	55″ MET CV DRVLINE 1-⅜″ 6 SPL / 1-¾″ 20 SPL	FLEXWING MOWERS
14507955	2580	55″ MET CV DRVLINE 1-⅜″ 6 SPL EE	FLEXWING MOWERS
14607960	2580	60″ MET CV DRVLINE 1-⅜″ 21 SPL / 1-⅜″ 6 SPL	
14507960	2580	60″ MET CV DRVLINE 1-⅜″ 6 SPL EE	

SPROCKETS • HUBS • PULLEYS

WELDING INSTRUCTIONS:

> Insert hub in sprocket plate or pulley blank

> Hold the parts in place with a C-clamp

> Tack weld in two places

> Remove C-clamp and weld continuously around hub. Always weld on larger side of hub, except on smaller sprockets where the weld may interfere with chain clearance.

USE OF SPROCKET, HUB, & PULLEY NUMBERING SYSTEM:

Sprocket # Identification Example:

2000 50 12

- **# of Teeth**
- Chain Size
- Sprocket Prefix

Hub # Identification Examples:

V HUB
200 100 08

- ½" Bore Size*
- Hub Type
- Hub Prefix

W HUB
200 200 08

- ½" Bore Size*
- Hub Type
- Hub Prefix

X HUB
200 300 10

- ⅝" Bore Size*
- Hub Type
- Hub Prefix

XX HUB
200 400 16

- 1" Bore Size*
- Hub Type
- Hub Prefix

* 1/16" increments

40 Chain

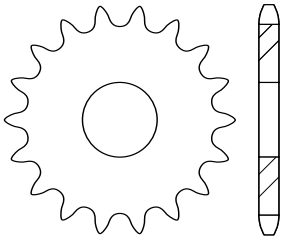

Fits V Series Hub

SPECIFICATIONS

REFERENCE #		TEETH	OUTSIDE DIAMETER (IN.)
20004012	4012V	12	2 3/16
20004013	4013V	13	2 1/4
20004014	4014V	14	2 7/16
20004015	4015V	15	2 5/8

Fits W Series Hub

SPECIFICATIONS

REFERENCE #		TEETH	OUTSIDE DIAMETER (IN.)
20004016	4016W	16	2 13/16
20004017	4017W	17	3
20004018	4018W	18	3 1/8
20004019	4019W	19	3 5/16

Fits X Series Hub

SPECIFICATIONS

REFERENCE #		TEETH	OUTSIDE DIAMETER (IN.)
20004020	4020X	20	3 7/16
20004021	4021X	21	3 5/8
20004022	4022X	22	3 3/4
20004023	4023X	23	4
20004024	4024X	24	4 1/16
20004025	4025X	25	4 3/16
20004026	4026X	26	4 3/8
20004027	4027X	27	4 1/2
20004028	4028X	28	4 11/16
20004029	4029X	29	4 3/4
20004030	4030X	30	5 1/16
20004032	4032X	32	5 3/8
20004035	4035X	35	5 11/16
20004036	4036X	36	6
20004040	4040X	40	6 5/8
20004042	4042X	42	7
20004045	4045X	45	7 3/8
20004048	4048X	48	7 7/8
20004054	4054X	54	8 7/8
20004060	4060X	60	9 3/16

Fits V Series Hub

SPECIFICATIONS

REFERENCE #		TEETH	OUTSIDE DIAMETER (IN.)
20005010	5010V	10	2 1/4
20005011	5011V	11	2 1/2

Fits W Series Hub

SPECIFICATIONS

REFERENCE #		TEETH	OUTSIDE DIAMETER (IN.)
20004016	4016W	16	2 13/16
20004017	4017W	17	3
20004018	4018W	18	3 1/8
20004019	4019W	19	3 5/16
20005012	5012W	12	2 3/4

Fits X Series Hub

SPECIFICATIONS

REFERENCE #		TEETH	OUTSIDE DIAMETER (IN.)
20005017	5017X	17	3 11/16
20005018	5018X	18	3 7/8
20005019	5019X	19	4 1/8
20005020	5020X	20	4 3/8
20005021	5021X	21	4 9/16
20005022	5022X	22	4 3/4
20005023	5023X	23	4 15/16
20005024	5024X	24	5 1/8
20005025	5025X	25	5 3/8
20005026	5026X	26	5 1/2
20005027	5027X	27	5 11/16
20005028	5028X	28	5 7/8
20005029	5029X	29	6 1/8
20005030	5030X	30	6 5/16
20005031	5031X	31	6 1/2
20005032	5032X	32	6 3/4
20005033	5033X	33	6 7/8
20005034	5034X	34	7 1/16
20005035	5035X	35	7 1/4
20005036	5036X	36	7 9/16
20005037	5037X	37	7 11/16

50 Chain

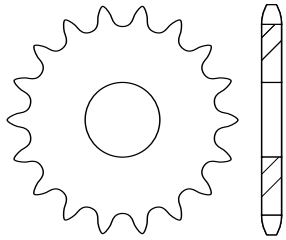

SPECIFICATIONS

REFERENCE #		TEETH	OUTSIDE DIAMETER (IN.)
20005038	5038X	38	7 15/16
20005039	5039X	39	8 1/8
20005040	5040X	40	8 5/16
20005041	5041X	41	8 1/2
20005042	5042X	42	8 11/16
20005043	5043X	43	8 7/8
20005044	5044X	44	9 1/16
20005045	5045X	45	9 5/16
20005048	5048X	48	9 7/8
20005050	5050X	50	10 1/4
20005054	5054X	54	11 1/16
20005060	5060X	60	12 5/16

NOTE: All measurements of outside diameters are approximate

60 Chain

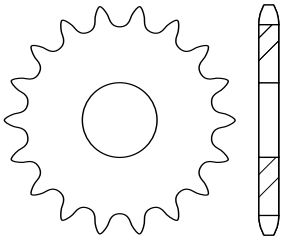

Fits V Series Hub

SPECIFICATIONS

REFERENCE #		TEETH	OUTSIDE DIAMETER (IN.)
20006009	6009V	9	2 ½
20006010	6010V	10	2 ¾

Fits W Series Hub

SPECIFICATIONS

REFERENCE #		TEETH	OUTSIDE DIAMETER (IN.)
20006011	6011W	11	3
20006012	6012W	12	3 ¼
20006013	6013W	13	3 ½
20006014	6014W	14	3 ¾

Fits X Series Hub

SPECIFICATIONS

REFERENCE #		TEETH	OUTSIDE DIAMETER (IN.)
20006015	6015X	15	4
20006016	6016X	16	4 ¼
20006017	6017X	17	4 ½
20006018	6018X	18	4 11/16
20006019	6019X	19	5
20006020	6020X	20	5 ⅛
20006021	6021X	21	5 ½
20006022	6022X	22	5 11/16
20006023	6023X	23	5 15/16
20006024	6024X	24	6 ⅛
20006025	6025X	25	6 ⅜
20006026	6026X	26	6 ⅝
20006027	6027X	27	6 ⅞
20006028	6028X	28	7 ⅛
20006029	6029X	29	7 ⅜
20006030	6030X	30	7 ⅝

SPECIFICATIONS

REFERENCE #		TEETH	OUTSIDE DIAMETER (IN.)
20006031	6031X	31	7 ¾
20006032	6032X	32	8
20006033	6033X	33	8 5/16
20006034	6034X	34	8 9/16
20006035	6035X	35	8 ¾
20006036	6036X	36	9
20006038	6038X	38	9 ⅞
20006040	6040X	40	9 15/16
20006042	6042X	42	10 ½
20006045	6045X	45	11 3/16
20006048	6048X	48	11 ⅞
20006050	6050X	50	12 ⅜
20006054	6054X	54	13 ¼
20006060	6060X	60	14 ¾

80 Chain

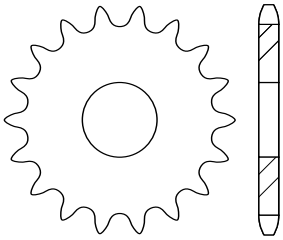

Fits W Series Hub

SPECIFICATIONS

REFERENCE #		TEETH	OUTSIDE DIAMETER (IN.)
20008009	8009W	9	3 ¼
20008010	8010W	10	3 ⅝
20008011	8011W	11	4

Fits X Series Hub

SPECIFICATIONS

REFERENCE #		TEETH	OUTSIDE DIAMETER (IN.)
20008012	8012X	12	4 ⅜
20008013	8013X	13	4 ⅝
20008014	8014X	14	5
20008015	8015X	15	5 ¼
20008016	8016X	16	5 ⅝
20008017	8017X	17	6
20008018	8018X	18	6 5/16
20008019	8019X	19	6 9/16
20008020	8020X	20	6 15/16
20008021	8021X	21	7 ¼
20008022	8022X	22	7 9/16
20008023	8023X	23	7 ⅞
20008024	8024X	24	8 3/16
20008025	8025X	25	8 ½

SPECIFICATIONS

REFERENCE #		TEETH	OUTSIDE DIAMETER (IN.)
20008026	8026X	26	8 13/16
20008027	8027X	27	9 3/16
20008028	8028X	28	9 ⅜
20008029	8029X	29	9 ¾
20008030	8030X	30	10 ⅛
20008032	8032X	32	10 13/16
20008033	8033X	33	11 ⅛
20008034	8034X	34	11 ⅜
20008035	8035X	35	11 ⅝
20008036	8036X	36	12
20008040	8040X	40	13 5/16
20008045	8045X	45	14 ⅞
20008048	8048X	48	15 ⅞
20008060	8060X	60	19 ⅝

NOTE: All measurements of outside diameters are approximate

ROLLER CHAIN IDLER SPROCKETS

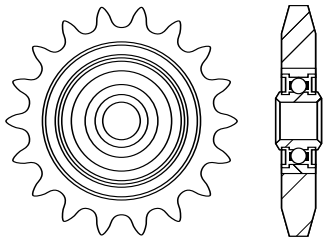

40 Chain

SPECIFICATIONS

REFERENCE #		TEETH	BORE SIZE (IN.)
20401708	G40-17-1/2	17	½
20401710	G40-17-5/8	17	⅝

50 Chain

SPECIFICATIONS

REFERENCE #		TEETH	BORE SIZE (IN.)
20501508	G50-15-1/2	15	½
20501510	G50-15-5/8	15	⅝

60 Chain

SPECIFICATIONS

REFERENCE #		TEETH	BORE SIZE (IN.)
20601308	G60-13-1/2	13	½
20601310	G60-13-5/8	13	⅝

HUBS

V Series

SPECIFICATIONS

REFERENCE #		TEETH
20010008	V1/2R	½
20010009	V9/16R	9⁄16
20010010	V5/8R	⅝
20010011	V11/16R	11⁄16
20010012	V3/4R	¾
20010013	V13/16R	13⁄16
20010014	V7/8R	⅞

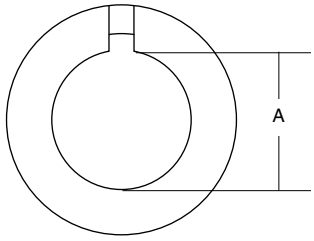

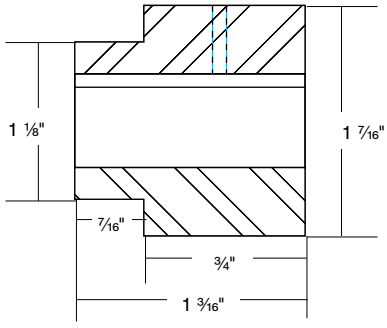

NOTE: All measurements of outside diameters are approximate

W Series

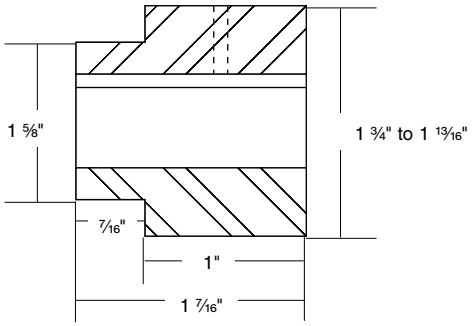

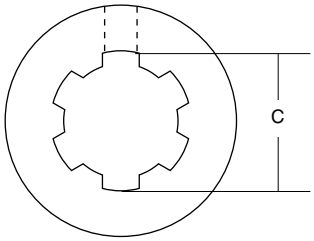

Spline Bore

(with set screw)

SPECIFICATIONS

REFERENCE #		DIM "C" (IN.)
20021806	W1-1/8X6SP	1 1/8 x 6 spline
20022206	W1-3/8X6SP	1 3/8 x 6 spline
20022221	W1-3/8X21SP	1 3/8 x 21 spline

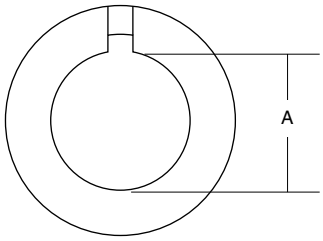

Round Bore

(with keyway & set screw)

SPECIFICATIONS

REFERENCE #		DIM "A" (IN.)
20020008	W1/2R	1/2
20020009	W9/16R	9/16
20020010	W5/8R	5/8
20020011	W11/16R	11/16
20020012	W3/4R	3/4
20020013	W13/16R	13/16
20020014	W7/8R	7/8
20020015	W15/16R	15/16
20020016	W1R	1
20020017	W1-1/16R	1 1/16
20020018	W1-1/8R	1 1/8
20020019	W1-3/16R	1 3/16
20020020	W1-1/4R	1 1/4

Standard Keyway Sizes

SPECIFICATIONS

BORE (IN.)	KEYWAY SIZE (IN.)
1/2 to 9/16	1/8 x 1/16
5/8 to 7/8	3/16 x 3/32
15/16 to 1 1/4	1/4 x 1/8
1 5/16 to 1 3/8	5/16 x 5/32
1 7/16 to 1 3/4	3/8 x 3/16
1 13/16 to 2 1/4	1/2 x 1/4
2 5/16 to 2 3/4	5/8 x 5/16
2 13/16 to 3	3/4 x 3/8
3 5/16 to 3 3/4	7/8 x 7/16
3 13/16 to 4 1/2	1 x 1/2

HUBS

X Series

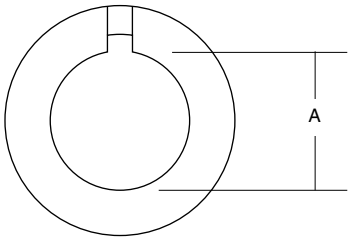

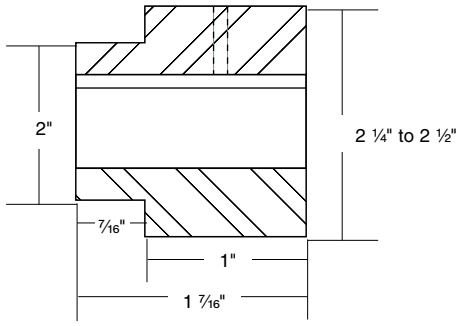

Round Bore

(with keyway & set screw)

SPECIFICATIONS

	REFERENCE #	KEYWAY SIZE (IN.)	DIM "A" (IN.)
20030010	X5/8R	¼	⅝
20030011	X11/16R	¼	11/16
20030012	X3/4R	¼	¾
20030013	X3/4R	¼	¾
20030014	X7/8R	¼	⅞
20030015	X15/16R	¼	15/16
20030016	X1R	¼	1
20030017	X1-1/16R	¼	1 1/16
20030018	X1-1/8R	¼	1 ⅛
20030019	X1- 3/16R	¼	1 3/16
20030020	X1-1/4R	¼	1 ¼
20030021	X1-5/16R	¼	1 5/16
20030024	X1-1/2R	½	1 ½

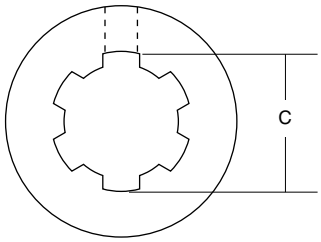

Spline Bore

(with set screw)

SPECIFICATIONS

REFERENCE #		DIM "C" (IN.)
20031806	X1-1/8X6SP	1 ⅛ x 6 spline
20032206	X1-3/8X6SP	1 ⅜ x 6 spline
20032221	X1-3/8X21SP	1 ⅜ x 21 spline

PULLEYS

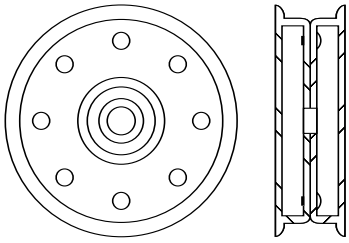

Idler

(Fits A or B Groove V-Belts)

SPECIFICATIONS

	REFERENCE #	BORE SIZE (IN.)	OUTSIDE DIAMETER (IN.)
23004008	IP408	½	4
23004010	IP410	⅝	4

Fits V Series Hub

(Fits A or B Groove V-Belts)

SPECIFICATIONS

REFERENCE #		OUTSIDE DIAMETER (IN.)
21010025	250V	2 ½
21010030	300V	3

Pulley # Identification System

200 100 25

- 25 — 2 ½" Pulley O.D.*
- 100 — Hub Type
- 200 — Pulley Prefix

* Expressed in inches

Fits W Series Hub

(Fits A or B Groove V-Belts)

SPECIFICATIONS

REFERENCE #		OUTSIDE DIAMETER (IN.)
21020035	350W	3 ½
21020040	400W	4
21020045	450W	4 ½
21020050	500W	5
21020055	550W	5 ½
21020060	600W	6
21020065	650W	6 ½
21020070	700W	7
21020080	800W	8
21020090	900W	9
21020100	1000W	10
21020110	1100W	11
21020120	1200W	12
21020140	1400W	14
21020160	1600W	16

Display Board

PART # 12003000

THE DISPLAY FEATURES:

- 48" x 66" floor fixture with silk screened part numbers
- point of sale sign
- inventory of the most popular sizes of sprockets, hubs, pulleys, idler sprockets

The Weasler Display Center is a dealer merchandiser that makes selling easy



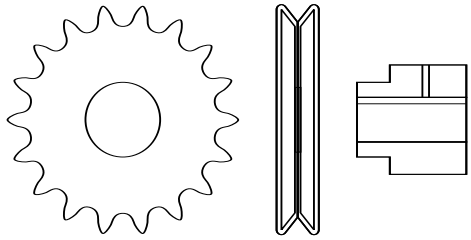

#40 Sprocket

SPECIFICATIONS

REFERENCE #	QTY. (PCS.)
20004012	3
20004013	3
20004014	3
20004015	3
20004016	3
20004017	3
20004018	3
20004019	3
20004020	3
20004021	2
20004022	2
20004024	2
20004026	2
20004028	2
20004030	2
20004032	2
20004036	2
20004040	1
20004045	1
20004048	1

#50 Sprocket

SPECIFICATIONS

REFERENCE #	QTY. (PCS.)
20005010	2
20005011	2
20005012	4
20005013	3
20005014	3
20005015	3
20005016	3
20005017	3
20005018	3
20005019	2
20005020	2
20005021	2
20005022	2
20005024	2
20005026	2
20005028	2
20005030	2
20005032	2
20005036	2

#60 Sprocket

SPECIFICATIONS

REFERENCE #	QTY. (PCS.)
20006009	2
20006010	2
20006011	3
20006012	3
20006013	3
20006014	3
20006015	3
20006016	2
20006017	2
20006018	2
20006019	2
20006020	2
20006021	2
20006022	2
20006024	2
20006026	2
20006028	1
20006030	1

Idler Sprocket

SPECIFICATIONS

REFERENCE #	QTY. (PCS.)
20401708	2
20501510	3
20601310	3

Idler Pulley

SPECIFICATIONS

REFERENCE #	QTY. (PCS.)
23004010	1

Pulley

SPECIFICATIONS

REFERENCE #	QTY. (PCS.)
21010025	3
21010030	3
21020035	3
21020040	3
21020045	3
21020050	3
21020055	3
21020060	3
21020065	2
21020070	2
21020080	2
21020090	2
21020100	2
21020110	2
21020120	2
21020140	2
21020160	2

V Hub

SPECIFICATIONS

REFERENCE #	QTY. (PCS.)
20010008	3
20010010	3
20010012	3
20010014	3

W Hub

SPECIFICATIONS

REFERENCE #	QTY. (PCS.)
20020008	2
20020009	1
20020010	4
20020011	1
20020012	4
20020013	1
20020014	4
20020015	2
20020016	10
20020017	1
20020018	4
20020019	1
20020020	4
20021806	1
20022206	1

X Hub

SPECIFICATIONS

REFERENCE #	QTY. (PCS.)
20030010	2
20030011	1
20030012	3
20030013	1
20030014	3
20030015	2
20030016	8
20030017	2
20030018	3
20030019	2
20030020	4
20030021	1
20030022	3
20030023	2
20030024	3
20031806	1
20032206	1

Roller Chain & Accessories

Riveted Roller Chain with Solid Roller

SPECIFICATIONS

CHAIN #	PACKAGING (FT.) PER BOX
35	10
40	10
40-2	10
41	10
50	10
50-2	10
60	10
60-2	10
60H	10
60H-2	10
80	10
80H	10
100	10
A2040	10
A2050	10
A2060	10

SPECIFICATIONS

CHAIN #	PACKAGING (FT.) PER BOX
35X	100
40X	100
–	–
41X	100
50X	50
–	–
60X	50
60-2X	50
60HX	50
60H-2X	50
80X	50
–	–
–	–
A2040X	100
A2050X	50
A2060X	50
–	–

X Indicates reel packaging
2 Indicates double link chain
H Indicates heavy side plate chain
A Indicates extended pitch chain
- Order roller chain by the foot
- USA for USA made chain

Roller Chain Connector Links

SPECIFICATIONS

CL-35
CL-40
CL-40-2
CL-41
CL-50
CL-50-2
CL-60
CL-60-2
CL-60H
CL-60H-2
CL-80
CL-80H
CL-100
CL-A2040
CL-A2050
CL-A2060

Roller Chain Offset Links

SPECIFICATIONS

OL-35
OL-40
OL-40-2
OL-41
OL-50
OL-50-2
OL-60
OL-60-2
OL-60H
OL-60H-2
OL-80
OL-80H
OL-100
OL-A2040
OL-A2050
OL-A2060

Chain Breakers & Tips

AVAILABLE UPON REQUEST:
- Stainless steel roller chain
- Size 120 and larger roller chain

SPECIFICATIONS

	DIM "C" (IN.)
PE25/50	25 thru 50 Chair Breaker
PE60/100	60 thru 100 Chain Breakers
PE25/50T	25 thru 50 Chain Breaker Tips
PE60/100T	60 thru 100 Chain Breaker Tips

ADAPTERS

PTO Adapters

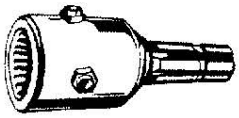
03-32-00020

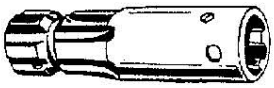
03-32-00070

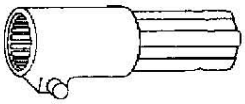
03-32-01375

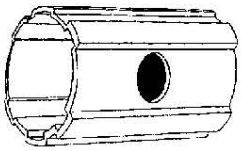
03-32-00352

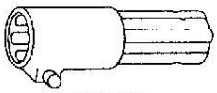
03-32-00087

RATED TO 75 HP

PART #	DESCRIPTION	SLANG
03-31-00670	1-⅛ 6 spline Female TO 1-⅜ 6 spline Male	
03-32-01375	1-⅜ 21 spline Female TO 1-⅜ 6 spline Male	little 100 to 540
03-32-00352	1-⅛ 6 spline Female TO 1-⅜ 6 spline Male	old style to 540
03-31-00660	1-⅜ 6 spline Female TO 1-⅜ 6 spline Male	
03-32-00092	1-⅜ 6 spline Female TO 1-⅜ 21 spline Male	540 to little 1000
03-32-00076	1-¾ 6 spline Female TO 1-⅜ 6 spline Male (clamp)	big 1000 to 540
03-32-00077	1-¾ 6 spline Female TO 1-⅜ 21 spline Male (clamp)	big 1000 to little 1000

RATED TO 125 HP

PART #	DESCRIPTION	SLANG
99-32-00086	1-⅜ 21 spline Female TO 1-¾ 20 spline Male (clamp)	little 1000 to big 1000
03-32-01490	1-¾ 20 spline Female TO 1-⅜ 6 spline Male (clamp)	big 1000 to 540
03-32-00091	1-¾ 20 spline Female TO 1-⅜ 21 spline Male (clamp)	big 1000 to little 1000
03-32-00095	1-⅜ 6 spline Female TO 1-¾ 20 spline Male (clamp)	old style to big 1000

EXTENSION COUPLERS

PART #	DESCRIPTION
3034/F	1-⅜ 6 spline Female TO 1-⅜ 6 spline Male
3028/F	1-⅜ 21 spline Female TO 1-⅜ 21 spline Male

CONTROL BLOCKS

Stroke Control Blocks For Air or Hydraulic Cylinders

EXTRUDED ALUMINUM ALLOY:
- Aircraft grade
- Precision machined
- Heat treated

TWO ROD SIZES:
- 1" to 1 ½" diameter
- 1 ½" to 2" diameter

WIDTHS:
- Narrow widths of ¼", ⅜", ½", ¾"
- Allowing ⅛" variation

SPECIFICATIONS

(SIZE"A") (1"-1 ½ " ROD)	(SIZE "B") (1 ½"-2" ROD)	WIDTH (IN.)
SC-A-¼	SC-B-¼	¼
SC-A-⅜	SC-B-⅜	⅜
SC-A-½	SC-B-½	½
SC-A-¾	SC-B-¾	¾
SC-A-1	SC-B-1	1
SC-A-1-¼	SC-B-1 ¼	1 ¼
SC-A-1- ½	SC-B-1 ½	1 ½
SC-A-2	SC-B-2	2

STROKE CONTROL KITS

	ROD SIZES (IN.)	BLOCK SIZE (IN.)
SC-KIT-A	1 - 1 ½	¼, ⅜, ¾, 1
SC-KIT-B	1 ½ - 2	¾, 1, 1 ¼, 1 ½, 2
SC-FARM-KIT-B	1 ½ - 2	¼, ⅜, ½, ¾, 1

Friction Pads For slip clutch repair

SPECIFICATIONS

PART#	OD	ID	THK	OEM REFERENCES
FP5026	5	2.625	0.125	-
FP5226	5.25	2.55	0.125	Lockwood 483-5
FP5235	5.25	3.5	0.125	ockwood 483-4 : Eddins 1110143 : J&M SPRF3
FP5530	5.55	3.03		John Deere W44285
FP5533	5.5	33.75	0.125	Bush Hog - 64651
FP5535	5.5	3.5	0.125	-
FP6035	6	3 19/32	0.124	o 00754202 : Bush Hog 76083 : Landpride 16
FP6237	6.25	3.75	0.125	-
FP6240	6 5/16	4.022	0.125	Woods 7280, 19459 : John Deere DC38275
FP6338	6.305	3.835	0.125	Bush Hog 64644, 91560
FP6511	6.5	1.125	0.188	Bush Hog 374, 1BH
FP6520	6.5	2	0.125	Ford 202227 : New Holland 1222119
FP6524	6.5	2.4	0.2	Bush Hog 372-1BH
FP6526	6.5	2.63	0.135	Terrain King 7488335 : Sidewinder 15436 : Hardee C57 : Ford 222042 : Massey 1045320M1 : Caldwell 8323
FP6545	6.5	4.5	0.125	John Deere W39301
FP7037	7	3.75	0.135	-

Hitch Pins

Red Head

FEATURES:
- Heat treated
- Red PVC dipped handle
- Black finished pin
- 5 pieces/carton

SPECIFICATIONS

	DIA LENGTH (IN.)	USEABLE LENGTH
M1195	½	3 ⅝
M1200	⅝	4
M1218	⅝	5 ½
M1205	¾	4
M1220	¾	6 ½
M1225	⅞	6 ½
M1230	1	7 ½
M1240	1 ⅛	8 ½
M1250	1 ¼	8 ½
M1271	1 ½	8 ½

Red Head Display



Includes 29 pins and merchandiser rack

DISPLAY PART #3046/F

	DIA LENGTH (IN.)	USEABLE LENGTH
M1218	Red handle hitch pins	6
M1205	with wire stand	8
M1220	"	8
M1225	"	4
M1230	"	3

Wire Handle

FEATURES:
- High carbon steel pin
- Gold zinc plated w/clip or w/linch pin and chain
- 5 pieces/carton

SPECIFICATIONS

W/ CLIP	W/ CHAIN	DIA. (IN.)	USEABLE LENGTH (IN.)
15190/F	–	½	3 ½
15200/F	15201/F	⅝	4 ¼
14880/F	14881/F	⅝	6 ¼
15210/F	15211/F	¾	4 ¼
14890/F	14891/F	¾	6 ¼
17880/F	17881/F	⅞	6 ¼
17890/F	17891/F	1	6 ¼
17900/F	17901/F	1 ⅛	6 ¼
18000/F	18001/F	1 ¼	6 ¼

Wire Handle Display

Includes 24 pins and merchandiser rack

DISPLAY PART #3048/F

	DESCRIPTION	QUANTITY (PCS.)
14880/F	Hitch Pins w/wire stand	6
14890/F	"	6
15210/F	"	6
17880/F	"	3
17890/F	"	3

Handle-Lok

FEATURES:
- High carbon steel pin
- Spring steel handle
- Gold zinc plated
- 5 pieces/carton

SPECIFICATIONS

	DIA (IN.)	USEABLE LENGTH (IN.)
15195/F	½	4 ¼
15205/F	⅝	4 ¼
14895/F	¾	6 ¼
17885/F	⅞	6 ¼
17895/F	1	6 ¼

Hair Pins

SPECIFICATIONS

	WIRE DIA. (IN.)	OVERALL LENGTH (IN.)	FITS PIN DIA (IN.)
7/F	3/32 Hair Pin	2 5/16	1/4 to 5/8
8/F	5/64 Hair Pin	1 3/4	5/16 to 1/2
9/F	3/32 Hair Pin	1 3/4	3/8 to 5/8
10/F	1/8 Hair Pin	2 1/16	1/2 to 7/8
12/F	5/32 Hair Pin	3	5/8 to 1
13/F	3/16 Hair Pin	4 3/16	3/4 to 1 1/4
14/F	1/4 Hair Pin	4 1/4	7/8 to 1 1/2
15/F	5/16 Hair Pin	3 7/8	3/4 to 1 1/4
17/F	5/16 Hair Pin	4	1

Hair Pin Display

Display Part #1005/F includes:
- Merchandiser box

KIT CONTENTS

	QUANTITY (PCS.)
8/F	20
9/F	30
10/F	20
12/F	20
13/F	8
15/F	5

Lock Pins

SPECIFICATIONS

	DESCRIPTION	TYPE	PIN DIA. (IN.)	USEABLE LENGTH (IN.)
266/F	Lock Pin	Round	5/16	2 1/4
276/F	Lock Pin	Square	5/16	2 1/4

Lock Pins Display

Display Part #1060/F includes:
- Merchandiser box

KIT CONTENTS

	FITS PIN DIA. (IN.)	QUANTITY (PCS.)	SHAPE
264/F	1/4	8	Round
265/F	3/8	8	Round
266/F	5/16	28	Round
275/F	3/8	8	Square
276/F	5/16	8	Square

Linch Pins

SPECIFICATIONS

	PIN DIA. (IN.)	CATEGORY
3548/F	3/16	0
2704/F	1/4	1
2709/F	5/16	1, 2
2703/F	7/16	1, 2
2698/F	7/16 XL	1, 2, 3
3027/F	7/16 BLK	1, 2, 3

Linch Pins

Linch Pin Display

Display includes:
- Merchandiser box

SPECIFICATIONS

DISPLAY PART #		DESCRIPTION	QUANTITY (PCS.)
1045/F	2703/F	7/16" pin	150

Top Links

SPECIFICATIONS

	CATAGORY	PIN HOLES (IN.)	THREAD DIAM. (IN.)	OVERALL BODY (IN.)	FORGED/ HOLD CENTERS (IN/)
3470/F	0	5/8	3/4	7 1/2	10 3/4...16 3/8
338/F	1 & 2	3/4 & 1	1 1/8	16	20 3/4...31
3473/F	2 HD	1	1 1/4	15	20 1/2...31 1/2

Pins

SPECIFICATIONS

	CATAGORY	DIA. (IN.)	USEABLE LENGTH (IN.)
3173/F	0	5/8	2 3/4
73/F	1	3/4	2 3/4
74/F	1	3/4	3 7/8
77/F	1	3/4	4 3/4
76/F	2	1	3 9/16
3011/F	2	1	4 5/16
3026/F	3	1 1/4	4 7/16

Replacement Ends

SPECIFICATIONS

	CATAGORY	PIN HOLES (IN.)	THREAD DIA. (IN.)
342/F	1 LH	3/4	1 1/8
343/F	1 RH	1	1 1/8
346/F	2 LH	1	1 1/8
347/F	2 RH	1	1 1/8
3246/F	2 LH	1	1 1/4
3244/F	2 RH	1	1 1/4
4951/F	3 LH	1 1/4	1 3/8
4950/F	3 RH	1 1/4	1 3/8

Lift Arm

SPECIFICATIONS

	FITS	CATEGORY	PIN HOLES (IN.)	BALL HOLE CENTERS (IN.)
500/F	RH or LH - All Ferguson-Massey 35 & 50, Ford 2N, 8N, 9N, NAA; Deere 1010	1	7/8	31 3/4

Linkage Pin Rack Display

SPECIFICATIONS

	CONTAINS	SIZES
3040/F	41 pins in 12 sizes	4 x 73/F, 4 x 74/F, 3 x 76/F, 3 x 3011/F, 4 x 211/F, 4 x 200/F, 3 x 3000/F, 3 x 3004/F, 3 x 3001/F, 3 x 202/F, 4 x 3002/F, 3 x 3006/F

includes:
- Merchandiser Rack

Linkage Pins

SPECIFICATIONS

	CATEGORY	PIN DIA. (IN.)	THREAD DIA. (IN.)	OVERALL LENGTH (IN.)	FORGED/ ADJ.
3137/F	0	5/8	5/8	4	Adj.
211/F	1	7/8	7/8	5 5/16	Adj.
200/F	1	7/8	7/8	5 1/2	Forged
3000/F	1XL	7/8	7/8	6 1/4	Adj.
3004/F	1XL	7/8	7/8	6 1/2	Forged
202/F	1 to 2	1 1/8	7/8	5 1/4	Forged
3178/F	1 to 2XL	1 1/8	7/8	6 5/16	Forged
3022/F	2 to 1	7/8	1 1/8	5 3/4	Forged
3006/F	2	1 1/8	1 1/8	6 1/4	Forged
3005/F	2 to 3	1 7/16	1 1/8	5 7/8	Forged
3007/F	3	1 7/16	1 3/8	5 7/8	Forged
3039/F	2 & 3	1 1/8 & 1 7/16	N/A	9 1/4	Clevis

3004/F

200/F

3137/F

3005/F

202/F

211/F

3006/F

3007/F

3000/F

Bushings

SPECIFICATIONS

	TYPE	CATEGORY	I.D. (IN.)	O.D. (IN.)	OVERALL LENGTH (IN.)
351/F	Lower	1 to 2	7/8	1 1/8	1 3/4
3009/F	Lower	2 to 3	1 1/8	1 7/16	1 3/4
3010/F	Lower w/hole	2 to 3	1 1/8	1 7/16	2 1/2
353/F	Top	1 to 2	3/4	1	2
3008/F	Top	2 to 3	1	1 1/4	2

Bushings Display

Display Part #1056/F includes:
- Merchandiser box

DISPLAY INCLUDES

	QTY. (PCS.)	SIZE (IN.)
353/F	10	3/4 to 1
3008/F	6	1 to 1 1/4
3009/F	6	1 1/8 to 1 7/16
3010/F	4	1 1/8
351/F	28	1 1/8 to 1 3/4

Replacement Balls

All Makes

SPECIFICATIONS

	CATEGORY	TYPE	PIN HOLE (IN.)	O.D. (IN.)	DIM. "A" BORE (IN.)
56/F	1	Lift arm - Ford	7/8	2 1/4	5
57/F	2	Lift arm - Ford	1 1/8	2 1/4	5
3057/F	2	Lift arm - Ford narrow	1 1/8	2 1/4	5
3054/F	1	Top link Deere	3/4	2	5
3055/F	2	Lift arm - Oliver	1	2	5
3056/F	2	Lift arm - Ford	1 1/8	2	5

Weld-On

SPECIFICATIONS

	CATEGORY	TYPE
310/F	1	Top Link
311/F	2	Top Link
1338/F	1	Lift Arm
1342/F	2	Lift Arm
1344/F	3	Lift Arm
1351/F	1	Lift Arm (bent)
1352/F	2	Lift Arm (bent)

Stabilizer

Pins

SPECIFICATIONS

	DESCRIPTION	PIN DIA. (IN.)	THREAD DIA. (IN.)	USEABLE (IN.)	OVERALL LENGTH (IN.)	REPLACES
3169/F	Pin	7/8	5/8	3/8	2 5/8	Ford 320044, MF181777M1
169/F	Pin	7/8	5/8	1/2	2 7/8	"

Arms

SPECIFICATIONS

	DESCRIPTION	HOLES (IN.)	CENTERS (IN.)	FITS
176/F	Bar	7/8	31 9/16	All Ferguson MF35 & 50; Ford 2N, 8N, 9N, 600, 800
177/F	Bar	7/8	33 1/8	MF435, 50, 135, 150; 1962 & later lo clear
178/F	Bar	7/8	33 1/8 & 34 3/4	Both of Above
159/F	Forged	7/8	27.5...35	Adjustable

Drawbars

SPECIFICATIONS

	CATEGORY	SIZE (IN.)	NUMBER OF HOLSE	HOLE DIA. (IN.)	PIN DIA. (IN.)	THICKNESS (IN.)	WIDTH (IN.)
10419/F*	1	20	7	¾	⅞	1	2 ½
10411/F	1	26	11	¾	⅞	1	2 ½
10421/F	2	26	11	¾	1 ⅛	1 ¼	3
10432/F	2	32	13	¾	1 ⅛	1 ¼	3

* Fits Kubota, Satoh, Yanmar, Mitsubishi, and imported models for Ford, MF, Deere and IH

Ratchet Jack

SPECIFICATIONS

	DESCRIPTION	PIN DIA. (IN.)	THREAD DIA. (IN.)	HOLE CENTER ADJUSTMENT (IN.)
1542/F	Ratchet Jack w/pins & handle	1	1 ¼	20...28

Hydraulic Cylinder Pin Kit

SPECIFICATIONS

	DESCRIPTION	PIN DIA. (IN.)	USEABLE (IN.)	OVERALL LENGTH (IN.)	STD. CTN.
1544/F	Hydraulic cylinder pin kit	1	2 ¾	3 ½	5
17/F	Clip only for 1" pins	-	-	-	5

Clevis

Universal

SPECIFICATIONS

	PIN DIA. (IN.)	OVERALL LENGTH (IN.)	STD. CTN.
1100/F	1/4	2	25
1101/F	5/16	2	25
1102/F	3/8	2	25
1103/F	7/16	2	25
1104/F	1/2	2	25
1105/F	7/16	2 1/2	25
1106/F	1/2	2 1/2	25
1107/F	7/16	3	10
1108/F	1/2	3	10
1109/F	5/8	3	10
1110/F	3/4	3	10

Farm Screw Pin

SPECIFICATIONS

	DESCRIPION (IN.)
M1646	1/4 Screw Clevis
M1647	15/16 Screw Pin Clevis
M1648	3/8 Screw Pin Clevis
M1649	7/16 Screw Pin Clevis
M1650	1/2 Screw Pin Clevis
M1651	5/8 Screw Pin Clevis

Straight

SPECIFICATIONS

	DESCRIPTION (IN.)
M8158	5/8 Straight Clevis
M8134	3/4 Straight Clevis
M8878	7/8 Straight Clevis
M8178	7/8 Long Straight Clevis
M8190	15/16 Straight Clevis
M8195	1 Straight Clevis

Twist

SPECIFICATIONS

	DESCRIPTION (IN.)
M8258	5/8 Twist Clevis
M8234	3/4 Twist Clevis
M8078	7/8 Twist Clevis
M8278	7/8 Long Twist Clevis
M8290	15/16 Twist Clevis
M8295	1 Twist Clevis

Farm Utility

SPECIFICATIONS

	DESCRIPTION (IN.)
M1546	1/4 Utility Clevis
M1547	5/16 Utility Clevis
M1548	3/8 Utility Clevis
M1549	7/16 Utility Clevis
M1550	1/2 Utility Clevis
M1551	5/8 Utility Clevis

Hooks

Grab Hooks

SPECIFICATIONS

	SIZE (IN.)	GRADE	WORKING LOAD LIMIT (LBS.)
M804Z	¼	43	2,600
M805Z	5⁄16	43	3,900
M806Z	⅜	43	5,400
M807Z	7⁄16	43	7,200
M808Z	½	43	9,200
M810Z	⅝	43	11,500
M812Z	¾	43	16,200

Slip Hooks

SPECIFICATIONS

	SIZE (IN.)	GRADE	WORKING LOAD LIMIT (LBS.)
M904Z	¼	43	2,600
M905Z	5⁄16	43	3,900
M906Z	⅜	43	5,400
M907Z	7⁄16	43	7,200
M908Z	½	43	9,200

Mid-Links

SPECIFICATIONS

	SIZE (IN.)	WORKING LOAD LIMIT (LBS.)
M605	81180	¼ to 5⁄16
M606	81380	⅜
M608	81480	7⁄16 to ½

Load Binders

Lever-type Load Binder

Functionally superior to any other on the road. Easier to operate. Locks securely. The handle closes down away from the load with more leverage. Gives more control in binding and releasing without extra tools. Handles are drop forged from special bar quality steel and heat treated. Hooks are heat treated steel. Meets D.O.T. specifications.

SPECIFICATIONS

	CHAIN GRADE & SIZE G30 (IN.)	CHAIN GRADE & SIZE G43 (IN.)	CHAIN GRADE & SIZE G70 (IN.)	DC CODE	HANDLE LENGTH (IN.)	TAKE-UP (IN.)	WORKING LOAD LIMIT	MIN. ULT. BREAKING STRENGTH	WEIGHT (LBS.)
M104	¼	¼	-	36030	11 ¼	0.649"3	2,600	7,800	3.0
M105	¼ 5⁄16 ⅜	¼ 5⁄16 ⅜	¼ 5⁄16 —	36031	16	4 ⅞	5,400	19,000	7.0
M106	5⁄16 7⁄16 ½	⅜ 7⁄16 ½	5⁄16 ⅜ –	36032	18 ½	5 ⅛	9,200	28,000	25.20

Hitch

Balls

AVAILABLE IN:
- Class I, II, III & IV models
- Polished chrome finish
- Bulk or attractive counter display assortment

Hot forged hitch balls are drop forged from one piece of red hot steel for super strength. Each is manufactured to the Society of Automotive Engineers' specification SAE J684F and meets or exceeds Vehicle Equipment Safety Commission regulations.

SPECIFICATIONS

	VESC CLASS RATING	MAX LOAD (LBS.)	BALL SIZE (IN.)	THREAD SIZE (IN.)	STUD LENGTH (IN.)
5101/F	I	2,000	1 7/8	3/4	1 3/4
5201/F	II	3,500	2	3/4	1 3/4
5301/F	III	5,000	2	1	2 1/8
5501/F	IV	7,500	2 5/16	1 1/4	2 1/8

Tarp Straps

HEAVY DUTY EPDM STRAPS

Heavily reinforced ends give extra tear resistance. Strong plated steel "S" hooks won't bend. EPDM rubber compound withstands head, cold, salt, and abrasion for years.

- These rubber straps tie down securely to protect your cargo. Ideal for industrial, fleet, farm, household, camping and RV use.
- Straps are made from heavy duty EPDM rubber for superior ozone, weather and sunlight resistance. This special compound also provides excellent set resistance when stretched.
- Each strap comes completely assembled with 2-½ " zinc plated steel "S" hooks that fit tightly into heavily reinforced, tear resistance ends.
- Straps are available in 4 lengths and safely stretch approximately twice its length.

SPECIFICATIONS

	RUBBER LENGTH	MAX. SAFE STRETCH
TS9	9"	18"
TS15	15"	30"
TS21	21"	42"
TS31	31"	62"

Adapter Bushings

Adapter bushings quickly convert Category II Implement pins from 1 ⅛" diameter to 1 7/16". Implements may then be securely attached to three-point hitch tractors fitted with most types of Category III "quick hitch" assemblies.

These special bushings are made of high quality D.O.M. tubing and cold rolled steel. They are precision machined for reliable fit and are bright zinc plated for extra corrosion resistance.

SPECIFICATIONS

	CATEGORY	I.D. (IN.)	O.D. (IN.)	USABLE LENGTH (IN.)
3015/F	Adapter Bushing only	1 1/8	1 7/16	2 7/8

SPECIFICATIONS

	CATEGORY	DIA. (IN.)	OVERALL LENGTH (IN.)
1148/F	Roll Pin only	7/16	1 3/8

Steering Wheel Knob

PART # SPINNER-KNOB-DISPLAY

Heavy-duty clamp-on model. Ball bearings for smoother operating & longer life. Packaged 12 per display box.

Machinery Repair Bushings

Wide Rim

SPECIFICATIONS

10 GAUGE	14 GAUGE	18 GAUGE	OUTSIDE DIAMETER (IN.)	INSIDE DIAMETER (IN.)
–	MB-102A	MB-102	1 ¼	⅝
MB-103B	MB-103A	MB-103	1 ½	¾
MB-104B	MB-104A	MB-104	1 ¾	⅞
MB-105B	MB-105A	MB-105	2	1
MB-106B	MB-106A	MB-106	2 ⅛	1 ⅛
MB-107B	MB-107A	MB-107	2 ¼	1 ¼
MB-108B	MB-108A	MB-108	2 ½	1 ⅜
MB-109B	MB-109A	MB-109	3	1 ½
MB-110B	MB-110A	MB-110	3 ⅛	1 ⅝
MB-111B	MB-111A	MB-111	3 ¼	1 ¾
MB-112B	MB-112A	MB-112	3 ⅜	1 ⅞
MB-113B	MB-113A	MB-113	3 ½	2
MB-114B	MB-114A	MB-114	3 ⅝	2 ⅛
MB-115B	MB-115A	MB-115	3 ¾	2 ¼
MB-117B	MB-117A	MB-117	3 ⅞	2 ½

Narrow Rim

SPECIFICATIONS

10 GAUGE	14 GAUGE	18 GAUGE	OUTSIDE DIAMETER (IN.)	INSIDE DIAMETER (IN.)
–	MB-0	MB-00	⅞	½
–	MB-1A	MB-1	1	9⁄16
–	MB-2A	MB-2	1	⅝
MB-4A	MB-4	MB-3	1 ¼	¾
MB-6A	MB-6	MB-5	1 ⅜	⅞
MB-9	MB-8	MB-7	1 ½	1
MB-12	MB-11	MB-10	1 ¾	1 ⅛
MB-15	MB-14	MB-13	1 ⅞	1 ¼
MB-18	MB-17	MB-16	2 ⅛	1 ⅜
MB-20	MB-19	MB-18A	2 ¼	1 ½
–	MB-20A	–	2 ⅜	1 ⅝
MB-22	–	–	2 ½	1 ¾
MB-24	MB-23	–	2 ⅞	1 ⅞
MB-26	MB-25	–	3	2
MB-28	MB-27	–	3 ⅛	2 ⅛

Bushing Display

PART # MB-HB-3 Display

FEATURES:

- Display board complete with 22 angle screw hooks and bushings
- Consists of both narrow and wide rim bushings
- Board, bushing, and hooks packed in one carton ready for shipping

DISPLAY INCLUDES

18 GAUGE	14 GAUGE	10 GAUGE	WIDE RIM 18	SIZE (IN.)
10	–	–	–	9/16
10	–	–	–	5/8
5	5	5	10	3/4
5	5	-	10	7/8
5	5	5	10	1
5	5	5	10	1 1/8
5	5	5	10	1 1/4
5	5	3	5	1 3/8
5	5	3	5	1 1/2
5	3	3	5	1 3/4
–	2	2	-	1 7/8
–	1	1	5	2
–	1	1	–	2 1/8
–	1	1	–	2 1/4

Washers

Quick Repair

SPECIFICATIONS

	SIZE O.D. (IN.)	SIZE I.D. (IN.)
QR-1	1 3/4	3/4
QR-2	1 7/8	7/8
QR-3	2	1
QR-4	2 1/8	1 1/8
QR-5	2 1/4	1 1/4
QR-6	2 3/8	1 3/8
QR-7	2 1/2	1 1/2
QR-8	2 3/4	1 3/4
QR-9	3	2

Industrial Hose & Fittings

ITEM	PAGE #
Suction Hose	
Green PVC Hose	276
Cam & Groove Aluminum Female x Female (Type C to Type C) Assemblies	276
Cam & Groove Aluminum Female x Male (Type C to Type E) Assemblies	276
King Combination Male Pipe x Male Pipe Assemblies	276
Pin Lug Short Shank Female x Male (Straight Iron Pipe Thread) Assemblies	276
Discharge Hose	
Hose	277
Cam & Groove Aluminum Female x Female (Type C to Type C) Assemblies	277
Cam & Groove Aluminum Female x Male (Type C to Type E) Assemblies	277
King Combination Male Pipe x Male Pipe Assemblies	277
Pin Lug Short ShankFemale x Male (Straight Threads) Assemblies	277
Mill Discharge Hose Assemblies	278
Spray Hose	
Steam Hose	278
Ag Spray Economical Black Blended EPDM Tube and Cover	278
Fertilizer Solution Hose	279
Pressure Washer 3,000 PSI Black or Blue Non-Marking	279
Pressure Washer Hose Black or Blue Non-Marking	279
Pressure Washer Hose Assemblies	279
Carpet Cleaning Hose	280
Shop Air Hose Assemblies	280
Air Whip Hose Assemblies	280
Jack Hammer Hose Assemblies	280
Contractor's Water Hose Assemblies	280
Air Hose	281
Premium Air Hose	281
Heater Hose	281
Fuel Hose	
Farm Tank Hose Assemblies	282
Nitrile Hose Water, Chemicals, Marine, Hydraulic, Petroleum applications	282
Nitrile Display	282
Fuel Line Hose	282
Pressure Washer	
Pressure Washer Display	283
Pressure Washer Hose	283
Turbo Nozzle	283
Tubing	
Braided Reinforced PVC Tubing	284
Clear PVC Tubing	284
Couplings	
Cam and Groove Couplings Aluminum	285
Strainers Standard Pipe Thread	285
Gaskets For Cam & Groove	285
Water Couplings	286
King Short Shank Pin Lug	286
King Combination Nipples Plated For Low Pressure Discharge & Suction Service	286
Hose Menders Shank Type–Zinc Plated Steel	286

*** For Thread Identification see pages 485-500**

Industrial Hose & Fittings Table of Contents (Continued)

ITEM	PAGE #
Brass Hose Nozzles	286
Brass Hydrant Adapters	286
Hydrant Wrench	286
Male Boss Stem–Air, Water	286
Steam Couplings Ground Joint Swivel, Plated Steel	287
Heavy Duty Clamps Steam & Air	287
Air/Water Couplings	
"Air King" Universal Couplings	288
Industrial Clamps	
Double Bolt Clamps With Two Saddles	288
Oetiker Double Ear Clamp Assortment	288
Oetiker Double Ear Clamps	288
Center Punch Clamps – Band-It	289
Type 201 Stainless Steel	289
Galvanized Carbon Steel	289
Center Punch Clamp Tool	289
Band-It Smooth Performed Clamps	290
Type 201 Stainless Steel	290
Galvanized Carbon Steel	290
T-Bolt Clamps	290
C002 Jr. Tool	290
Worm Gear Hi-Torque Clamps	291
Worm Gear Clamps	291
Clamp Display	291
Hose Clamps	291
Propane Hose & Accessories	
Mr. Heater Propane Display	292
Weatherhead Teflon Hose	
H243 Teflon* Hose	293
Weatherhead Teflon Couplings	
Hose Ends	294
Male Pipe Rigid	294
Male Pipe Swivel Not For Temperatures Above +200°F)	294
SAE 37° (JIC) Male Rigid	295
Inverted Male Swivel Straight	295
Air Brake Connection - Tube For Use With H243 Teflon Hose Only	296
Hose to Copper Tubing	296
Flareless Tube Rigid With Nut And Sleeve	296
SAE 37° (JIC) Female Swivel	297
Straight Tube - Brass For Use With H243 Teflon Hose Only	297
Compatible Air Brake Nuts & Sleeves	297
Inverted Male Swivel 45° Tube Elbow	298
SAE 37° (JIC) Female Swivel 45° Tube Elbow	298
Inverted Male Swivel 90° Tube Elbow	298
SAE 37° (JIC) Female Swivel 90° Tube Elbow	299
SAE 37° (JIC) Female Swivel Long Drop 90° Tube Elbow	299
Gates - Teflon	
Teflon - C14 Hose	300
Gates - Teflon Couplings	
Male Pipe (NPTF) Stainless Steel	300
Male Pipe (NPTF) Brass	300
Female Dual Seat JIC (37° Flare) & SAE (45° Flare) Swivel Stainless Steel	301

Industrial Hose & Fittings Table of Contents (Continued)

ITEM	PAGE #
Female Dual Seat JIC (37° Flare) & SAE (45° Flare) Swivel Brass	301
Female SAE (45° Flare) Swivel Brass	301
Female SAE (45° Flare) Swivel 45° Bent Tube Carbon Steel	301
Female SAE (45° Flare) Swivel 90° Bent Tube Carbon Steel	302
Male SAE Inverted Swivel Straight Carbon Steel	302
Male SAE Inverted Swivel 45° Bent Tube Carbon Steel	302
Male SAE Inverted Swivel 90° Bent Tube Carbon Steel	302
Air Brake Compression Assembly Includes Nut And Sleeve Brass	303
Straight Tube Assembly Includes Nut And Sleeve Brass	303
Power Trim Assemblies	203

Green PVC Suction

SOLID GREEN OR CLEAR PVC BODY



APPLICATION: PVC Water Suction
TUBE: PVC
COVER: Embedded rigid PVC helix
TEMPERATURE: FULL Vacuum at 70˚F
COUPLINGS: Pin lug, cam & groove, king combination (pipe thread).

SPECIFICATIONS

I.D. (IN.)	GREEN	CLEAR	PSI	MINIMUM BEND RADIUS	LENGTH (FT.)
¾	PVC-G/S-3/4	112CL-¾	130	3.25	100
1	PVC-G/S-1	112CL-1	114	4.3	100
1 ¼	PVC-G/S-1-1/4	112CL-1 ¼	100	5.1	100
1 ½	PVC-G/S-1-1/2	112CL-1 ½	90	6.1	100
2	PVC-G/S-2	112CL-2	76	8.5	100
3	PVC-G/S-3	112CL-3	62	13.2	100
4	PVC-G/S-4	112CL-4	57	17.7	100
6	PVC-G/S-6	112CL-6	47	29.5	100

Green PVC Suction Hose Assemblies

SINGLE BAND ASSEMBLIES SIZES ¾" - 1 ½"

Cam & Groove Aluminum

FEMALE X FEMALE (TYPE C TO TYPE C)

SPECIFICATIONS

I.D. (IN.)	20' ASSEMBLY	25' ASSEMBLY
¾	PVC-3/4-CCX20	PVC-3/4-CCX25
1	PVC-1-CCX20	PVC-1-CCX25
1 ½	PVC-1-1/2-CCX20	PVC-1-1/2-CCX25
2	PVC-2-CCX20	PVC-2-CCX25
3	PVC-3-CCX20	PVC-3-CCX25
4	PVC-4-CCX20	PVC-4-CCX25

Cam & Groove Aluminum

FEMALE X MALE (TYPE C TO TYPE E)

SPECIFICATIONS

I.D. (IN.)	20' ASSEMBLY	25' ASSEMBLY
¾	PVC-3/4-CEX20	PVC-3/4-CEX25
1	PVC-1-CEX20	PVC-1-CEX25
1 ½	PVC-1-1/2-CEX20	PVC-1-1/2-CEX25
2	PVC-2-CEX20	PVC-2-CEX25
3	PVC-3-CEX20	PVC-3-CEX25
4	PVC-4-CEX20	PVC-4-CEX25

DOUBLE BAND ASSEMBLIES SIZES 2" - 4"

King Combination

MALE PIPE X MALE PIPE

SPECIFICATIONS

I.D. (IN.)	20' ASSEMBLY	25' ASSEMBLY
¾	PVC-3/4-STCX20	PVC-3/4-STCX25
1	PVC-1-STCX20	PVC-1-STCX25
1 ½	PVC-1-1/2-STCX20	PVC-1-1/2-STCX25
2	PVC-2-STCX20	PVC-2-STCX25
3	PVC-3-STCX20	PVC-3-STCX25
4	PVC-4-STCX20	PVC-4-STCX25

Pin Lug Short Shank

FEMALE X MALE
(STRAIGHT IRON PIPE THREAD)

SPECIFICATIONS

I.D. (IN.)	20' ASSEMBLY	25' ASSEMBLY
1 ½	PVC-1-1/2-BASX20	PVC-1-1/2-BASX25
2	PVC-2-BASX20	PVC-2-BASX25
3	PVC-3-BASX20	PVC-3-BASX25
4	PVC-4-BASX20	PVC-4-BASX25

SPECIFICATIONS

I.D. (IN.)		O.D. (IN.)	WEIGHT (LBS./FT.)	PSI	LENGTH (FT.)
	PVC-VF/S-1-1/2	1.67	.197	90	300
2	PVC-VF/S-2	2.21	.283	80	300
2 ½	PVC-VF/S-2-1/2	2.68	.310	55	300
3	PVC-VF/S-3	3.20	.393	55	300
4	PVC-VF/S-4	4.26	.550	50	300
6	PVC-VF/S-6	6.26	.883	35	300

Blue Layflat Water Discharge

APPLICATION: General Purpose
TUBE: Blue PVC compound
COVER: Blue PVC compound
TEMPERATURE: 0˚F - 150˚F
COUPLINGS: Pin lug, cam & groove, king combination.

Blue Layflat Discharge Hose Assemblies

Single Band Assemblies Sizes ¾" - 1 ½"

Cam & Groove Aluminum

Female x Female (Type C to Type C)

SPECIFICATIONS

I.D. (IN.)	25' ASSEMBLY	50' ASSEMBLY
1 ½	PVCBL-1-1/2-CCX25	PVCBL-1-1/2-CCX50
2	PVCBL-2-CCX25	PVCBL-2-CCX50
3	PVCBL-3-CCX25	PVCBL-3-CCX50
4	PVCBL-4-CCX25	PVCBL-4-CCX50

Cam & Groove Aluminum

Female x Male (Type C to Type E)

SPECIFICATIONS

I.D. (IN.)	25' ASSEMBLY	50' ASSEMBLY
1 ½	PVCBL-1-1/2-CEX25	PVCBL-1-1/2-CEX50
2	PVCBL-2-CEX25	PVCBL-2-CEX50
3	PVCBL-3-CEX25	PVCBL-3-CEX50
4	PVCBL-4-CEX25	PVCBL-4-CEX50

Double Band Assemblies Sizes 2" - 4"

King Combination

Male Pipe x Male Pipe

SPECIFICATIONS

I.D. (IN.)	25' ASSEMBLY	50' ASSEMBLY
1 ½	PVCBL-1-1/2-STCX25	PVCBL-1-1/2-STCX50
2	PVCBL-2-STCX25	PVCBL-2-STCX50
3	PVCBL-3-STCX25	PVCBL-3-STCX50
4	PVCBL-4-STCX25	PVCBL-4-STCX50

Pin Lug Short Shank

Female x Male
(Straight Threads)

SPECIFICATIONS

I.D. (IN.)	25' ASSEMBLY	50' ASSEMBLY
1 ½	PVCBL-1-1/2-BASX25	PVCBL-1-1/2-BASX50
2	PVCBL-2-BASX25	PVCBL-2-BASX50
3	PVCBL-3-BASX25	PVCBL-3-BASX50
4	PVCBL-4-BASX25	PVCBL-4-BASX50

Mill Discharge Hose Assemblies

SPECIFICATIONS

I.D. (IN.)		O.D. (IN.)	PSI	WEIGHT (FT.)	LENGTH (FT.)
1 ½	MILL50-1-1/2	1.69	200	20	50
2 ½	MILL50-2-1/2	2.88	200	40	50

APPLICATION: Water pump discharge or washdown service. Not recommended for fire fighting.
TUBE: Black rubber tube
COVER: Woven synthetic mildew resistant jacket.
TEMPERATURE: -40˚F to 180˚F
COUPLINGS: Pin lug (fire thread), adapters & nozzles

Steam Hose

APPLICATION: Recommended for cleaning, thawing, blowout service, steam pumps.
TUBE: Black synthetic rubber
REINFORCEMENT: Spiral plied steel wire.
COVER: Black synthetic rubber.
TEMPERATURE: 0˚F to 406˚F
COUPLINGS: Must use ground joint swivels.

SPECIFICATIONS

I.D. (IN.)		O.D. (IN.)	PSI	WEIGHT (FT.)	LENGTH (FT.)
½	SH-450-250-1/2	62/64	250	.33	50
¾	SH-450-250-3/4	1 16/64	250	.49	50
1	SH-450-250-1	1 32/64	250	.61	50
1 ¼	SH-450-250-1-1/4	1 52/64	250	.83	50
1 ½	SH-450-250-1-1/2	2 6/64	250	1.03	50

SAFETY ALERT

Ag Spray Economical

BLACK BLENDED EPDM TUBE AND COVER

APPLICATION: Agricultural chemical, water, and general service.
TUBE: Synthetic rubber, RMA Class C oil resistant
REINFORCEMENT: 2 fabric
COVER: Black synthetic rubber.
TEMPERATURE: -40˚F to 190˚F
COUPLINGS: Hose barb with clamps

SPECIFICATIONS

I.D. (IN.)		O.D. (IN.)	PSI	WEIGHT (FT.)	LENGTH (FT.)
¼	AGSPRAY-1/4	.523	200	.11	500
⅜	AGSPRAY-3/8	.649	200	.15	500
½	AGSPRAY-1/2	.787	200	.19	500
⅝	AGSPRAY-5/8	.905	200	.24	500
¾	AGSPRAY-3/4	1.063	200	.33	500
1	AGSPRAY-1	1.315	200	.42	500

Fertilizer Solution



SPECIFICATIONS

I.D. (IN.)		O.D. (IN.)	PSI	WEIGHT (FT.)	LENGTH (FT.)
1	300EPDM-1	1.28	50	0.22	100
1 ¼	300EPDM-1-1/4	1.61	50	0.25	100
1 ½	300EPDM-1-1/2	1.88	50	0.44	100
2	300EPDM-2	2.50	50	0.79	100
2 ½	300EPDM-2-1/2	2.98	50	1.04	100
3	300EPDM-3	3.63	43	1.46	100
4	300EPDM-4	4.73	38	2.06	100
6	300EPDM-6	6.80	23	3.18	100

APPLICATION: Water suction & discharge hose, medium duty - agricultural, construction, general industrial, and vacuum truck service.
TUBE: Smooth EPDM rubber
COVER: Black with gray, yellow, or green helix.
TEMPERATURE: -30˚F to 158˚F
VACUUM: HG = 29"
COUPLINGS: Cam & groove, pin lug, king combination.

Pressure Washer

3,000 PSI

BLACK OR BLUE NON-MARKING

SPECIFICATIONS

I.D. (IN.)		O.D. (IN.)	PSI	WEIGHT (FT.)	COLOR	LENGTH (FT.)
¼	NEPTUNE-3000-1/4-BK	.532	3,000	.16	Black	500
⅜	NEPTUNE-3000-3/8-BK	.693	3,000	.24	Black	500
¼	NEPTUNE-3000-1/4-BL	.532	3,000	.16	Blue	500
⅜	NEPTUNE-3000-3/8-BL	.693	3,000	.24	Blue	500

GOODYEAR
INDUSTRIAL HOSE

APPLICATION: Pressure washer machines.
TUBE: Black synthetic rubber.
COVER: Synthetic rubber RMA Class B oil resistant.
CONSTRUCTION: Braided one wire steel
TEMPERATURE: -20˚F to 250˚F
COUPLINGS: Permanent crimp coulings.

Pressure Washer Hose

BLACK OR BLUE NON-MARKING

SPECIFICATIONS

I.D. (IN.)		O.D. (IN.)	PSI	WEIGHT (FT.)	COLOR	LENGTH (FT.)
⅜	6PC3000BK	.68	3,000	.23	Black	300
⅜	6PC4000BK	.68	4,000	.23	Black	300
½	8PC2500BK	.80	2,500	.28	Black	300
½	8PC4000BK	.86	4,000	.28	Black	300
⅜	8PC3000BL	.68	3,000	.23	Blue	300
½	8PC4000BL	.86	4,000	.28	Blue	300

APPLICATION: Medium pressure hose for hot or cold water high pressure cleaning equipment.
TUBE: Synthetic rubber.
COVER: Synthetic rubber, oil resistant.
REINFORCEMENT: High tensil steel one or two wire braid.
TEMPERATURE: -40˚F to 212˚F
COUPLINGS: Permanent crimp coulings.

Pressure Washer Hose Assemblies

SPECIFICATIONS

I.D. (IN.)		PSI	COLOR	LENGTH (FT.)
⅜	3/8-50SWH	3,000	Black	50
⅜	3/8-40SWH	3,000	Black	40
⅜	3/8-25SWH	3,000	Black	25
⅜	50PW-3/8	3,000	Black	50
⅜	3/8-50SWH-BLUE	3,000	Blue	50

Pre-made assemblies coupled with male pipe or male pipe swivel with bend restrictors on each end. Black or blue non marking.

Carpet Cleaning Hose

GOODYEAR INDUSTRIAL HOSE

For van or truck mounted equipment. Blue non marking, will not scuff furniture or walls. Durable and abrasion resistant.

SPECIFICATIONS

I.D. (IN.)		O.D. (IN.)	PSI	COMPOUND	WEIGHT (LBS./FT.)	BRAND	REEL LENGTH (FT.)
¼	NEPTURE-3000-1/4-BL	.532	3,000	Rubber	.16	Goodyear	500

Uses permanent crimp couplings.
Quick Disconnects on page 364.

Shop Air Hose Assemblies

GOODYEAR INDUSTRIAL HOSE

All quality air tool assemblies come complete with crimped on ¼" male NPT brass nipples. Resistant to oil, abrasion, sunlight and ozone. Custom assemblies available.

SPECIFICATIONS

I.D. (IN.)		O.D. (IN.)	PSI	COMPOUND	COLOR	BRAND	LENGTH (FT.)
⅜	3/8X25SA200	.669	200	Rubber	Red	Goodyear	25
⅜	3/8X50SA200	.669	200	Rubber	Red	Goodyear	50
⅜	3/8X25SA250	.700	250	Rubber	Red	Goodyear	25
⅜	3/8X50SA250	.700	250	Rubber	Red	Goodyear	50
⅜	3/8X25SABLUE	.639	300	PVC	Blue	Synflex	25
⅜	3/8X50SABLUE	.639	300	PVC	Blue	Synflex	50

Air Whip Hose Assemblies

For use with air tools, connects to tank and to your shop air hose for easy walk around. Red non-marking hose.

SPECIFICATIONS

	COLOR	LENGTH (IN.)
WHIP-HOSE-12	Red	12
WHIP-HOSE-24	Red	24
WHIP-HOSE-30	Red	30
WHIP-HOSE-PLUS-12	Blue	12
WHIP-HOSE-PLUS-24	Blue	24
WHIP-HOSE-PLUS-30	Blue	30

Jack Hammer Hose Assemblies

Custom made assemblies. Quick connect, universal couplings are banded with band clamps for optimal retention and safety. Heavy wall air hose resists the job site. Oil resistant tube handles fine oil mist and elevated compressor temperatures.

SPECIFICATIONS

I.D. (IN.)		O.D. (IN.)	PSI	COLOR	WEIGHT (LBS.)	LENGTH (FT.)
¾	JH-3/4RE	1.188	200	Red	.50	50
¾	JH-3/4YE	1.188	250	Yellow	.39	50

Contractor's Water Hose Assemblies

Heavy duty black water hose assembled with brass GHT threaded couplings with crimped brass ferrules.

SPECIFICATIONS

I.D. (IN.)		O.D. (IN.)	PSI	LENGTH (FT.)
⅝	CWH-5/8	0.944	150	50
¾	CWH-3/4	1.106	150	50

Air Hose Bulk

GOODYEAR INDUSTRIAL HOSE

APPLICATION: Air and water for a wide range of industrial, construction, and agricultural.
COVER: Red or black.
TUBE: Synthetic rubber RMA Class C, medium oil resistant.
TEMPERATURE: -40˚F to 190˚F

SPECIFICATIONS

I.D. (IN.)		O.D. (IN.)	PSI	REINFORCED	COLOR	WEIGHT (FT.)	REEL LENGTH (FT.)
¼	BFG-1/4-200R/R	.500	200	1 Braid	Red	.09	500
¼	BFG-1/4-250R/R	.527	250	1 Braid	Red	.11	500
⅜	BFG-3/8-200R/R	.669	200	1 Braid	Red	.15	500
⅜	BFG-3/8-200B/R	.669	200	1 Braid	Black	.15	500
⅜	BFG-3/8-250R/R	.700	250	1 Braid	Red	.17	500
½	BFG-1/2-200R/R	.811	200	1 Braid	Red	.20	500
½	BFG-1/2-250R/R	.838	250	1 Braid	Red	.22	500
⅝	BFG-5/8-200R/R	1.00	200	1 Braid	Red	.27	500
⅝	BFG-5/8-250R/R	.976	250	1 Braid	Red	.27	500
¾	BFG-3/4-200R/R	1.19	200	1 Braid	Red	.34	500
¾	BFG-3/4-250R/R	1.19	250	1 Braid	Red	.35	500
1	BFG-1-200R/R	1.44	200	1 Braid	Red	.53	450
1	BFG-1-300R/R	1.48	300	1 Braid	Red	.58	450
1 ¼	BFG-1-1/4-200R/R	1.75	200	1 Braid	Red	.62	300
1 ½	BFG-1-1/2-200R/R	2.00	200	1 Braid	Red	.73	300

Premium Air Hose Bulk

PREMIUM AIR HOSE, BETTER OIL RESISTANCE

GOODYEAR INDUSTRIAL HOSE

APPLICATION: Air, water and many spray solutions.
COVER: Red Pliovic smooth finish RMA Class B.
TUBE: Black Pliovic RMA Class B (medium/high oil resistance).
REINFORCEMENT: Spiral synthetic yarn.
TEMPERATURE: -10˚F to 158˚F
COUPLINGS: Brass hose barbs.

SPECIFICATIONS

I.D. (IN.)		O.D. (IN.)	PSI	WEIGHT (LBS./FT.)	REEL LENGTH (FT.)
¼	PLIOVIC-1/4	.500	250	.080	750
⅜	PLIOVIC-3/8	.656	250	.130	750
¾	PLIOVIC-3/4	1.106	250	.280	450
1	PLIOVIC-1	1.378	250	.370	400

Heater Hose

APPLICATION: Automotive and truck cooling systems.
COVER: 2 spiral layers of reinforcement.
TUBE: Black EPDM SAE 20R3 D2.
TEMPERATURE: -40˚F to 257˚F
COUPLINGS: Brass, aluminum, or steel hose barbs.

SPECIFICATIONS

I.D. (IN.)		O.D. (IN.)	WEIGHT (LBS./FT.)	LENGTH (FT.)
½	HEATER-HOSE-08	.783	.17	50
⅝	HEATER-HOSE-10	.909	.22	50
¾	HEATER-HOSE-12	1.035	.24	50
1	HEATER-HOSE-16	1.291	.38	50

Farm Tank Hose Assemblies

APPLICATION: Dispensing gasoline, kerosene, and petroleum oils from farm and barrel type pumps.

COVER: Black synthetic rubber (ORS).

TUBE: Synthetic rubber (ORS).

REINFORCEMENT: Spiral synthetic Yarn (with static wire)

COUPLINGS: Male pipe thread.

SPECIFICATIONS

I.D. (IN.)		O.D. (IN.)	WEIGHT (LBS./FT.)	LENGTH (FT.)
¾	AGGAS-3/4X10/WIRE	1 ⅛	.27	10
¾	AGGAS-3/4X12/WIRE	1 ⅛	.27	12
¾	AGGAS-3/4X14/WIRE	1 ⅛	.27	14
1	AGGAS-1X10/WIRE	1 ⅜	.50	10
1	AGGAS-1X12/WIRE	1 ⅜	.50	12
1	AGGAS-1X14/WIRE	1 ⅜	.50	14

Nitrile Hose

WATER, CHEMICALS, MARINE, HYDRAULIC, PETROLEUM APPLICATIONS

APPLICATION: Automotive, general purpose, industrial and marine applications where flexibility and kink resistance are important.

COVER & TUBE: Nitrile black. Offers excellent oil, ozone, weather, and abrasion resistance, Helix wire crush resistant. Sizes ⅞"-2" sold in 5', 10', 25', or 50' increments. Sizes 3"-4" sold in 5' or 10' increments.

TEMPERATURE: -40˚F to 200˚F

SPECIFICATIONS

I.D. (IN.)		O.D. (IN.)	PSI	WEIGHT (LBS./FT.)	ON DISPLAY
⅞	68-5-7/8	1 5/32	32	0.30	*
1	68-5-1	1 9/32	28	0.40	*
1 ⅛	68-5-1-1/8	1 13/32	25	0.40	*
1 ¼	68-5-1-1/4	1 17/32	24	0.50	*
1 5/16	68-5-1-5/16	1 ⅝	23	0.50	*
1 ⅜	68-5-1-3/8	1 11/16	22	0.50	*
1 ½	68-5-1-1/2	1 13/16	20	0.60	*
1 ⅝	68-5-1-5/8	1 15/16	18	0.60	*
1 ¾	68-5-1-3/4	2 1/16	17	0.70	*
1 ⅞	68-5-1-7/8	2 3/16	16	0.70	*
2	68-5-2	2 5/16	15	0.80	*
3	68-5-3	3 5/16	20	1.20	
4	68-5-4	4 5/16	16	1.60	

Nitrile Display

PART #: NITRILE-DISPLAY

FEATURES:

- 11 hose sizes from ⅞" to 2"
- Labeled, wall mounted rack.
- Sign & 22 hangers for hose.

Fuel Line Hose

FEATURES/BENEFITS:

- Fuel line, vapor emission, and crankcase ventilation. Nitrile tube and hypalon cover to withstand grease, oil abrasion, and high temperatures under the hood.
- Ozone resistant.
- Meets SAE 30R7 specifications.
- 25' spools.
- Not for fuel injector application

SPECIFICATIONS

I.D. (IN.)		APPROXIMATE WEIGHT (LBS.)
¼	GL1425	3
5/16	GL51625	4
⅜	GL3825	5

SPECIFICATIONS

CARD #		DESCRIPTION
1	4FP-M22-BP	¼" Female Pipe - 22 x 1.5 Plug
2	4MP-M22-BP	¼" Male Pipe - 22 x 1.5 Plug
3	6FP-M22-BP	⅜" Female Pipe - 22 x 1.5 Plug
4	6MP-M22-BP	⅜" Male Pipe - 22 x 1.5 Plug
5	4FP-F22-BP	¼" Female Pipe - 22 x 1.5 Socket
6	4MP-F22-BP	¼" Male Pipe - 22 x 1.5 Socket
7	6FP-F22-BP	⅜" Female Pipe - 22 x 1.5 Socket
8	6MP-F22-BP	⅜" Male Pipe - 22 x 1.5 Socket
9	BST-N2M/PH-BP	#ST ¼" NPTF Brass Nipple
10	BST-N2/PH-BP	#ST ¼" NPTF Brass Nipple
11	BST-N3M/PH-BP	#ST ⅜" NPTF Brass Nipple
12	BST-N3/PH-BP	#ST ⅜" NPTF Brass Nipple
13	BST-2M/PH-BP	#ST ¼" NPTF Brass Coupling
14	BST-2/PH-BP	#ST ¼" NPTF Brass Coupling
15	BST-3M/PH-BP	#ST ⅜" NPTF Brass Coupling
16	BST-3/PH-BP	#ST ⅜" NPTF Brass Coupling
17	35QDRED-BP	¼" x 0 x 035 QD Nozzle Red
18	40QDRED-BP	¼" x 0 x 040 QD Nozzle Red
19	45QDRED-BP	¼" x 0 x 045 QD Nozzle Red
20	60QDRED-BP	¼" x 0 x 060 QD Nozzle Red
21	35QDYEL-BP	¼" x 15 x 035 QD Nozzle Yellow
22	40QDYEL-BP	¼" x 15 x 040 QD Nozzle Yellow
23	45QDYEL-BP	¼" x 15 x 045 QD Nozzle Yellow
24	60QDYEL-BP	¼" x 15 x 060 QD Nozzle Yellow
25	35QDGRE-BP	¼" x 25 x 035 QD Nozzle Green
26	40QDGRE-BP	¼" x 25 x 040 QD Nozzle Green
27	45QDGRE-BP	¼" x 25 x 045 QD Nozzle Green
28	60QDGRE-BP	¼" x 25 x 060 QD Nozzle Green
29	35QDWHI-BP	¼" x 40 x 035 QD Nozzle White
30	40QDWHI-BP	¼" x 40 x 040 QD Nozzle White
31	45QDWHI-BP	¼" x 40 x 045 QD Nozzle White
32	60QDWHI-BP	¼" x 40 x 060 QD Nozzle White
33	40QDBLA-BP	¼" x 65 x 040 QD Nozzle Black
34	ST-31-BP	Chemical Strainer Packaged
	36-LANCE	¼" x ¼" 36" Ins. Lance w/mold.
	ST-1500	⅜" F x ¼"F Spray Gun - 400
	3/8-50SWH	50' ⅜" Hose Assembly Red 3,000 psi

Pressure Washer Display



Display is easily assembled, the clam shell and the reorder cards are numbered on the front of the cards.

The height of the pegboard needed is 36".

The width of the pegboard needed is 36".

Includes 2 of each part with a total of 74 pieces.

**Pegboard not included.

Pressure Washer Hose

SPECIFICATIONS

	DESCRIPTION	LENGTH (FT.)
50PW-3/8	Black wrapped	50
3/8-50SWH	Black rubber Gates	50
3/8-40SWH	Black rubber Gates	40
3/8-20SWH	Black rubber Gates	25
3/8-50SWH-BLUE	Blue Gates non marking	50

Turbo Nozzle

SPECIFICATIONS

	ORIFICE	PSI	TEMPERATURE (°F)
ST-357-35	3.5	3,000	190°
ST-357-40	4.0	3,000	190°
ST-357	4.5	3,000	190°
ST-357-55	5.5	3,000	190°
ST-457-35	3.5	5,000	212°
ST-457-40	4.0	5,000	212°
ST-457	4.5	5,000	212°
ST-457-50	5.0	5,000	212°

Braided Reinforced PVC Tubing

APPLICATION: Pneumatic, air, water, glue, lubrication, air, VACUUM lines, drain lines.
TUBE: Clear with polyester mesh braiding, non-toxic ingredients, FDA standards, corrosion & abrasion resistant.
TEMPERATURE: 25˚F to 150˚F
COUPLINGS: Clamped hose barbs.

SPECIFICATIONS

I.D. (IN.)		O.D. (IN.)	WALL (IN.)	PSI	WEIGHT (LBS./FT.)	LENGTH (FT.)
3/16	PVTL-3/16	.394	.103	315	.0506	100
1/4	PVTL-1/4	29/64	.102	300	.0603	100
5/16	PVTL-5/16	17/32	3/32	280	.0777	100
3/8	PVTL-3/8	.600	.113	230	.0926	100
1/2	PVTL-1/2	.728	.114	215	.1182	100
5/8	PVTL-5/8	29/32	9/64	200	.1817	100
3/4	PVTL-3/4	1.024	.137	150	.2053	100
1	PVTL-1	1.299	.150	130	.2903	100
1 1/4	PVTL-1-1/4	1.732	.241	110	.6070	100
1 1/2	PVTL-1-1/2	1.929	.215	70	.6212	100
2	PVTL-2	2 1/2	1/4	50	.9502	100

Clear PVC Tubing

APPLICATION: Air, drain lines, water, weak chemicals.
TUBE: Glass like clarity, PVC compound meets USP class VI requirements. Conforms to the FDA, USDA standards, listed NSF 51, light weight, abrasion resistant, USA made.
COUPLINGS: Clamped hose barbs.

SPECIFICATIONS

I.D. (IN.)		O.D. (IN.)	WALL (IN.)	PSI	WEIGHT (LBS./FT.)	LENGTH (FT.)
1/8	PT20004NA	1/4	1/16	68	.021	100
3/16	PT20005NA	5/16	1/16	55	.027	100
1/4	PT20006NA	3/8	1/16	55	.034	100
1/4	PT20000NA	1/2	1/8	70	.083	100
5/16	PT20007NA	7/16	1/16	50	.042	100
3/8	PT20008NA	1/2	1/16	40	.048	100
3/8	PT20001NA	9/16	3/32	50	.078	100
3/8	PT20009NA	5/8	1/8	65	.111	100
1/2	PT20010NA	5/8	1/16	30	.062	100
1/2	PT20011NA	3/4	1/8	45	.139	100
5/8	PT20014NA	7/8	1/8	40	.166	100
3/4	PT20016NA	1	1/8	35	.194	100
1	PT20020NA	1 1/4	1/8	28	.250	100
1 1/4	PT20024NA	1 5/8	3/16	31	.478	50

Cam and Groove Couplings

ALUMINUM–(JDAL)

Stainless Steel, Brass, and Synthetic Polymers also available.

SPECIFICATIONS

	Male Adapter x Female NPT	Female x Male NPT	Female Coupling x Hose Shank	Female x Female NPT	Male Adapter x Hose Shank	Male Adapter x Male NPT	Dust Cap	Dust Plug
SIZE	TYPE A	TYPE B	TYPE C	TYPE D	TYPE E	TYPE F	TYPE V	TYPE DP
¾	AL-3/4-A	AL-3/4-B	AL-3/4-C	AL-3/4-D	AL-3/4-E	AL-3/4-F	AL-3/4-V	AL-3/4-W
1	AL-1-A	AL-1-B	AL-1-C	AL-1-D	AL-1-E	AL-1-F	AL-1-V	AL-1-W
1 ¼	AL-1-1/4-A	AL-1-1/4-B	AL-1-1/4-C	AL-1-1/4-D	AL-1-1/4-E	AL-1-1/4-F	AL-1-1/4-V	AL-1-1/4-W
1 ½	AL-1-1/2-A	AL-1-1/2-B	AL-1-1/2-C	AL-1-1/2-D	AL-1-1/2-E	AL-1-1/2-F	AL-1-1/2-V	AL-1-1/2-W
2	AL-2-A	AL-2-B	AL-2-C	AL-2-D	AL-2-E	AL-2-F	AL-2-V	AL-2-W
2 ½	AL-2-1/2-A	AL-2-1/2-B	AL-2-1/2-C	AL-2-1/2-D	AL-2-1/2-E	AL-2-1/2-F	AL-2-1/2-V	AL-2-1/2-W
3	AL-3-A	AL-3-B	AL-3-C	AL-3-D	AL-3-E	AL-3-F	AL-3-V	AL-3-W
4	AL-4-A	AL-4-B	AL-4-C	AL-4-D	AL-4-E	AL-4-F	AL-4-V	AL-4-W
6	AL-6-A	AL-6-B	AL-6-C	AL-6-D	AL-6-E	AL-6-F	AL-6-V	AL-6-W

Strainers

STANDARD PIPE THREAD

SPECIFICATIONS

SIZE	ROUND	SQUARE
1 ½	RHS-20/D	SHS-20/D
2	RHS-25/D	SHS-25/D
3	RHS-35/D	SHS-30/D
4	RHS-40/D	SHS-40/D
6	RHS-60/D	SHS-60/D

Gaskets

FOR CAM & GROOVE

Buna-N

SPECIFICATIONS

SIZE	
¾	B01
1	B02
1 ¼	B03
1 ½	B04
2	B05
2 ½	B06
3	B07
4	B08
6	B10

Water Couplings

DEFINITIONS

ABBREVIATION	THREAD NAME
NPT	National Pipe Tapered
NPS	National Pipe Straight
NST	National Standard Thread

DEFINITIONS

ABBREVIATION	THREAD NAME
GHT	Garden Hose Thread
SIPT	Straight Iron Pipe Thread

King Short Shank Pin Lug

SPECIFICATIONS

SIZE (IN.)	
1 ½" SIPT	BAS-63/D
1 ½" NST	S63N/D
2" SIPT	BAS-78/D
2 ½" SIPT	BAS-93/D
3" SIPT	BAS-111/D
4" SIPT	BAS-123/D
6" SIPT	BAS-183/D

King Combination Nipples Plated

FOR LOW PRESSURE DISCHARGE & SUCTION SERVICE

SPECIFICATIONS

MALE NPT THREAD (IN.)	
½	STC-1/D
¾	STC-5/D
1	STC-10/D
1 ¼	STC-15/D
1 ½	STC-20/D
2	STC-25/D
2 ½	STC-30/D
3	STC-35/D
4	STC-40/D
6	STC-60/D

Hose Menders

SHANK TYPE–ZINC PLATED STEEL

SPECIFICATIONS

SIZE (IN.)	
½	DM-1/D
¾	DM-6/D
1	DM-11/D
1 ¼	DM-16/D
1 ½	DM-21/D
2	DM-26/D
2 ½	DM-31/D
3	DM-36/D
4	DM-46/D
6	DM-66/D

Brass Hose Nozzles

SPECIFICATIONS

NOZZLE-3/4
NOZZLE-1-1/2-NPS
NOZZLE-1-1/2-NST
NOZZLE-2-1/2-NPS
NOZZLE-2-1/2-NST

Brass Hydrant Adapters

SPECIFICATIONS

(MALE X FEMALE)
2-1/2NSTX3/4GHT
2-1/2NSTX3/4NPT
2-1/2NSTX1-1/2NST
2-1/2NSTX2NPT

Hydrant Wrench

PART #: HYDRANT-WRENCH

Heavy duty adjustable hydrant wrench, for pentagon hydrant nuts up to 1 ¾" from point to flat. Also notched to fit 1 ½" square hydrant nut.

Male Boss Stem–Air, Water

Recommended for up to 45°F. Male Pipe NPT Threads.

SPECIFICATIONS

SIZE (IN.)	
⅜	MS-C/D
½	MS-1/D
¾	MS-6/D
1	MS-11/D

SAFETY ALERT

Steam Couplings

Ground Joint Swivel, Plated Steel

Non metallic polymer seat is not subject to corrosion and offers resistance to chemicals and steam found in manufacturing facilities.

SPECIFICATIONS

	Coupling With Female Spud	Stem	Wing Nut	Female Spud	Male Spud	Double Spud
NPT						
⅜	GF-3/D	GCA/D	CB/D	GCC/D	GMC/D	–
½	GF-6/D	GB-1/D	B-2/D	GB-3/D	GM-3/D	GDB-3/D
¾	GF-26/D	GB-6/D	B-12/D	GB-8/D	GM-8/D	GDB-13/D
1	GF-36/D	GB-11/D	B-12/D	GB-13/D	GM-13/D	GDB-13/D

Heavy Duty Hose Clamps Steam & Air

The bolts used in the "Boss" interlocking clamps are not standard bolts. These bolts can be re-torqued, but it is not recommended that they be reused. Do not lubricate nuts and bolts.

SAFETY ALERT

SPECIFICATIONS

SIZE (IN.)	O.D. FROM	O.D. TO		TORQUE
⅛	44/64	56/64	CD/D	6
½	52/64	60/64	DD/D	6
½	60/64	1 4/64	B-4/D	12
½	1 4/64	1 12/64	B-5/D	12
¾	1 10/64	1 18/64	BU-9S/D	21
¾	1 12/64	1 20/64	BU-9/D	21
¾	1 20/64	1 32/64	B-9/D	21
¾	1 32/64	1 44/64	B-10/D	21
1	1 34/64	1 46/64	BU-14/D	21
1	1 44/64	1 60/64	B-14/D	21
1	1 60/64	2 8/64	B-15/D	21
1 ¼	1 32/64	1 50/64	BU-18/D	40
1 ¼	1 50/64	2 6/64	BU-19/D	40
1 ¼	2 8/64	2 24/64	B-19/D	40
1 ½	1 52/64	2	BU-22/D	40
1 ½	2	2 14/64	B-22/D	40
1 ½	2 12/64	2 24/64	BU-24/D	40

2 bolt

4 bolt steam

Air/Water Couplings

"Air King" Universal Couplings

Malleable iron couplings rated 110psi at ambient temperature 70˚f. Standard Air King couplings come with AWR4 washers. (JDQI)

RUBBER WASHERS: Same size for all coupling sizes.
TEMPERATURE RANGE: -20˚F to 160˚F

SPECIFICATIONS

	Hose Ends	Male NPT Ends	Female NPT Ends	2 Bolt Clamp
		AMB-11/D	AMC-11/D	
NPT				
⅜	AMH/D	AMB/D	AMC/D	CD/D
½	AM-1/D	AM-2/D	AM-3/D	A-4/D
¾	AM-6/D	AM-7/D	AM-8/D	A-9/D
1	AM-11/D	AM-12/D	AM-13/D	A-14/D

Industrial Clamps

Double Bolt Clamps With Two Saddles

SPECIFICATIONS

	O.D. FROM	O.D. TO	TORQUE
400/D	3 32/64	3 52/64	40
463/D	4 2/64	4 18/64	40
525/D	4 16/64	4 60/64	60
550/D	4 32/64	5 16/64	60
600/D	5 6/64	5 44/64	60
675/D	5 60/64	6 32/64	60
769/D	6 32/64	7 36/64	60
818/D	7 44/64	8 12/64	125
988/D	8 60/64	9 56/64	125

Oetiker Double Ear Clamps

SPECIFICATIONS

	SIZE (IN.)	CLOSED	OPEN
CC-3	3/16	0.118	0.197
CC-4	¼	0.197	0.276
CC-5	5/16	0.276	0.354
CC-6	⅜	0.315	0.433
CC-8	½	0.433	0.512
CC-9	9/16	0.512	0.591
CC-10	⅝	0.591	0.708
CC-12	¾	0.669	0.787
CC-13	13/16	0.748	0.866
CC-14	⅞	0.787	0.905
CC-15	15/16	0.866	0.984
CC-16	1	0.905	1.063
CC-18	1 ⅛	1.063	1.220
CC-23	1 7/16	1.339	1.457
CC-24	1 ½	1.457	1.575

*Assortments on page 464.

Center Punch Clamps – Band-It

Type 201 Stainless Steel

3/8" Wide Clamp - .025" Thick
5/8" Wide Clamp - .025" Thick

SPECIFICATIONS

	I.D. (IN.)	BAND (IN.)	PACKAGE QUANTITY
CP3S	1 3/16	3/8	100
CP311S	1 3/8	3/8	100
CP4S	1	5/8	100
CP5S	1 1/4	5/8	100
CP6S	1 1/2	5/8	100
CP7S	1 3/4	5/8	100
CP8S	2	5/8	100
CP9S	2 1/4	5/8	100
CP10S	2 1/2	5/8	50
CP11S	2 3/4	5/8	50
CP12S	3	5/8	50
CP14S	3 1/2	5/8	50
CP16S	4	5/8	25
CP18S	4 1/2	5/8	25
CP20S	5	5/8	25
CP24S	6	5/8	25
CP28S	7	5/8	25
CP32S	8	5/8	25

Galvanized Carbon Steel

3/8" Wide Clamp - .025" Thick
5/8" Wide Clamp - .025" Thick

SPECIFICATIONS

	I.D. (IN.)	BAND (IN.)	PACKAGE QUANTITY
CP03	1 3/16	3/8	100
CP311	1 3/8	3/8	100
CP04	1	5/8	100
CP05	1 1/4	5/8	100
CP06	1 1/2	5/8	100
CP07	1 3/4	5/8	100
CP08	2	5/8	100
CP09	2 1/4	5/8	100
CP10	2 1/2	5/8	50
CP11	2 3/4	5/8	50
CP12	3	5/8	50
CP14	3 1/2	5/8	50
CP16	4	5/8	25
CP18	4 1/2	5/8	25
CP20	5	5/8	25
CP24	6	5/8	25
CP28	7	5/8	25
CP32	8	5/8	25

SPECIFICATIONS

	SIZE (IN.)
T300	For 5/8" wide clamps

Center Punch Clamp Tool

Hand Held Ratchet Action Tensioning

Band-It Jr. Smooth Preformed Clamps

Vibration resistant and requires no hammering or crimping. It automatically locks in one simple lever movement. Smooth clamp prevents leak paths. Gap-free which insures strong holding power. Use C002 tool.

Type 201 Stainless Steel

SPECIFICATIONS

	CLAMP I.D. X BAND WIDTH	THICKNESS (IN.)	PACKAGE QUANTITY
JS201	13/16 x 3/8	.025	100
JS202	1 3/8 x 3/8	.025	100
JS205	1 1/2 x 5/8	.030	100
JS207	2 x 5/8	.030	100
JS209	2 1/2 x 5/8	.030	100
JS210	2 3/4 x 3/4	.030	50
JS211	3 x 3/4	.030	50
JS213	4 x 3/4	.030	25
JS215	5 x 3/4	.030	25
JS216	6 x 3/4	.030	25

Galvanized Carbon Steel

SPECIFICATIONS

	CLAMP I.D. X BAND WIDTH	THICKNESS (IN.)	PACKAGE QUANTITY
JS301	13/16 x 3/8	.025	100
JS302	1 3/8 x 3/8	.025	100
JS305	1 1/2 x 5/8	.030	100
JS307	2 x 5/8	.030	100
JS309	2 1/2 x 5/8	.030	100
JS311	3 x 3/4	.030	50
JS313	4 x 3/4	.030	25
JS316	6 x 3/4	.030	25
JS318	7 x 3/4	.030	25

T-Bolt Clamps

Stainless steel band, carbon steel bolt. 3/4" wide band, torque rating 70 in/lbs.

SPECIFICATIONS

	SIZE (IN.)	INCH RANGE (IN.)
TBC150/D	1 1/2	1.46 - 1.69
TBC200/D	2	1.93 - 2.17
TBC250/D	2 1/2	2.48 - 2.72
TBC300/D	3	2.95 - 3.19
TBC400/D	4	3.94 - 4.17
TBC600/D	6	5.94 - 6.18

C002 Jr. Tool

PART #: C002



Worm Gear Hi-Torque Clamps

HI-TORQUE CLAMP POW'R-GEAR: 60 Series, 150 inch lbs. of torque delivers over 800 lbs. of band tension. All stainless construction features premium grade AISI 304 SS, ⅝" wide band.

SPECIFICATIONS

	MINIMUM DIAMETER (IN.)	MAXIMUM DIAMETER (IN.)	PACKAGE QUANTITY
60175/I	1	1 ¾	10
60200/I	1 ¼	2 ⅛	10
60250/I	1 ¾	2 ⅝	10
60300/I	2 ¼	3 ⅛	10
60350/I	2 ¾	3 ⅝	10
60400/I	3 ¼	4 ⅛	10
60450/I	3 ¾	4 ⅝	10
60500/I	4 ¼	5 ⅛	10

Worm Gear Clamps

SPECIFICATIONS

KIT CONTENTS	MINIMUM DIAMETER (IN.)	MAXIMUM DIAMETER (IN.)	PACKAGE QUANTITY
6202/I	¼	⅝	10
6203/I	5/16	⅞	10
5010/I	½	1 ⅛	10
5016/I	¾	1 ½	10
5020/I	¾	1 ¾	10
5024/I	1	2	10
5036/I	⅞	2 ¾	10

Clamp Display

PART #: CLAMP-DISPLAY

SPECIFICATIONS

	DIAMETER (IN.)	BOLT HOLE (IN.)
HK0509	¼	¼
HK0709	⅜	9/32
HK0809	7/16	9/32
HK0913	⅝	13/32
HK1013	½	13/32
HK1113	⅝	13/32
HK1213	½	13/32
HK1313	⅝	13/32
HK1413	11/16	13/32
HK1513	¾	13/32
HK1613	15/16	13/32
HK1713	1	13/32
HK1813	1 1/16	13/32
HK1913	1 ⅛	13/32
HK2017	1 3/16	17/32
HK2117	1 ¼	17/32
HK2317	1 ⅜	17/32
HK2517	1 ½	17/32
HK2617	1 9/16	17/32
HK2917	1 ¾	17/32
HK3117	1 ⅞	17/32
HK3217	1 15/16	17/32
HK3317	2	17/32
HK3417	2 5/32	17/32
HK3817	2 21/32	17/32

Hose Clamps

APPLICATION: Hose support for long hose & tubing lengths.
MATERIAL: C1010 steel with 1/32" black vinyl.
PLATING: Zinc plated dichromate finish.

Propane Hose & Accessories

Mr. Heater Propane Display

PART #: PROPANE-DISPLAY



DISPLAY INCLUDES:
- 2 each of the parts listed totalling 28 pieces.
- Header
- Labeled for easy selection
- Installation guide

SPECIFICATIONS

	DESCRIPTION
F271239	One stop universal gas appliance hook up kit.
F273071	5' propane hose/regulator assembly
F273072	12' propane hose/regulator assembly
F273701	5' propane hose assembly
F273702	12' propane hose assembly
F273707	5' propane hose assembly (¼" MP x ⅜" F flare)
F276124	5' propane hose assembly (⅜" MP x ⅜" FP)
F276148	5' propane hose assembly (9⁄16" left FP ee)
F273719	High pressure regulator with POL 0-60 psi
F273767	Propane low pressure LP regulator (¼" FP x ⅜" FP)
F276136	Propane low pressure LP regulator (¼" FP x POL)
F273761	90° low pressure regulator with ⅜" FP
F276495	Appliance end fitting (coupling nut x ¼" MP)
F276330	Propane gas coupling adapter kit
F276334	Propane gas grill quick connect adapter
F276328	Propane or natural gas male excess flow plug
F276329	Propane cylinder fill plug
F276281	Propane or natural gas male full flow plug
F276190	Propane or natural gas connector (¼" MP x ¼" FP)
F276187	Propane or natural gas ⅜" quick connector
F276336	Propane gas gauge/lead detector
F276139	¼" MP x POL
F276129	9⁄16" left hand thread x POL
F276130	9⁄16" left hand MP x 1" -20 throw away with shutoff
F276262	⅜" MP x ⅜" male flare
F276152	¼" MP x 9⁄16" left hand MP
F276153	⅜" MP x 9⁄16" left hand MP
F276154	9⁄16" left hand MP x 9⁄16" left hand MP
73814	Four color header sign and holder
73813	Guide, laminated, with chain
GAS-RACK	Gondola, pegboard rack assembly sold separately
76116	Hooks 6" long for pegboard on GAS-RACK, sold separately

H243 Teflon* Hose

TYPICAL APPLICATION: Hydraulic, air and steam lines. Particularly suited for air compressor discharge lines where vibration and high temperature are present.

INNER TUBE: Teflon.

REINFORCEMENT: Single stainless steel braid, 1" size. Double stainless steel braid (type 304).

TEMPERATURE RANGE: -65°F to +450°F (-54°C to +232°C).



SPECIFICATIONS

	HOSE I.D. (IN.)	HOSE O.D. (IN.)	PSI W.P.	MIN. BURST PRES. (PSI.)	MIN. BEND RADIUS (IN.)	PWT. PER 100' (LBS.)	AVAILABLE LENGTHS (FT.)	HOSE ENDS (FT.)
H24304	1/4	23/64	3,000	12,000 9,600**	3	8	50, 100	1,653
H24305	5/16	27/64	2,500	10,000 8,000**	4	10	50, 100	145
H24306	3/8	1/2	2,000	8,000 6,000**	5	12	50, 100	1,290
H24308	1/2	41/64	1,750	7,000 5,500**	6 1/2	15	50, 100	3,716
H24312	3/4	57/64	1,000	4,000 3,500**	9	22	50	478
H24316	1	1 9/64	1,000	4,000 3,350**	12	49	50	288

*Teflon is a registered trademark of DuPont
** For applications above +300°F (+149°C)

NOTE: Not for use in applications requiring static dissipation

WARNING: For Teflon hose application, 'E' series fittings, must be used with H243 .030" thin wall hose only

Hose Ends

HOSE END SERIES: 'E' series.
TYPICAL APPLICATION: General purpose low and medium pressure hydraulics. Use H435 where shock hazards exist.
COMPATIBLE HOSE: H009, H209, H243, H265, H275, H285, H435, H436.
PRESSURE: Determined by maximum working pressure for hose size and hose end configuration whichever is lesser.
MATERIAL: AISI/SAE 12L14 carbon steel.
PLATING: Zinc; yellow dichromate finish.
ADVANTAGES: Wide selection of hose and end configurations allowing for a diverse number of applications where hose compatibility is a problem.
ASSEMBLE WITH: T-400-1, T-420-1, T-440-1, T450-1, T-460, T-462.
ORDERING INFORMATION: Order individually by catalog number.
LABEL SET: FS-1200.

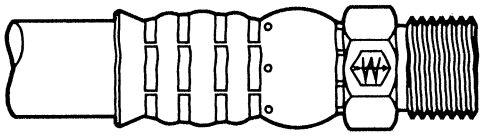

NOTE: Refer to current price list for availability of cataloged items Configurations and dimensions subject to change without notice

WARNING: For Teflon hose applications, 'E' Series fitting must be used with H243 .030" thin wall hose only

Male Pipe Rigid

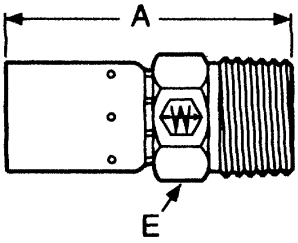

SPECIFICATIONS

	HOSE I.D. (IN.)	PIPE SIZE (IN.)	THREAD SIZE (IN.)	"A" (IN.)	HOSE CUT-OFF FACTOR	HOLE DIAMETER (IN.)	"E" HEX (IN.)
04E-102	1/4	1/8	1/8 - 27	1.60	3/4	.16	7/16
04E-104	1/4	1/4	1/4 - 18	1.79	1	.16	9/16
04E-106	1/4	3/8	3/8 - 18	1.82	1	.16	11/16
05E-104	5/16	1/4	1/4 - 18	1.86	15/16	.22	9/16
05E-106	5/16	3/8	3/8 - 18	1.89	1	.22	11/16
06E-104	3/8	1/4	1/4 - 18	1.90	1	.27	9/16
06E-106	3/8	3/8	3/8 - 18	1.93	1	.27	11/16
06E-108	3/8	1/2	1/2 - 14	2.17	1 1/4	.27	7/8
08E-106	1/2	3/8	3/8 - 18	2.02	1	.38	3/4
08E-108	1/2	1/2	1/2 - 14	2.27	1 1/4	.38	7/8
12E-112	3/4	3/4	3/4 - 14	2.51	1 5/16	.61	1 1/16
16E-116	1	1	1 11 - 1/2	2.95	1 5/8	.84	1 3/8

Male Pipe Swivel

NOT FOR TEMPERATURES ABOVE +200°F

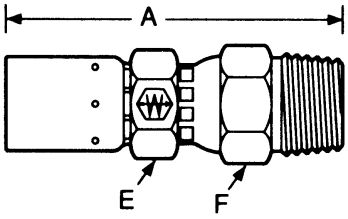

SPECIFICATIONS

	HOSE I.D. (IN.)	PIPE SIZE (IN.)	THREAD SIZE (IN.)	"A" (IN.)	HOSE CUT-OFF FACTOR	HOLE DIAMETER (IN.)	"E" HEX (IN.)	"F" HEX (IN.)
04E-J04	1/4	1/4	1/4 - 18	2.68	1 13/16	.16	5/8	13/16
05E-J04	5/16	1/4	1/4 - 18	2.75	1 13/16	.22	5/8	13/16
06E-J06	3/8	3/8	3/8 - 18	2.79	1 13/16	.27	11/16	7/8
08E-J08	1/2	1/2	1/2 - 14	3.03	2	.39	3/4	7/8
12E-J12	3/4	3/4	3/4 - 14	3.73	2 9/16	.61	1 1/4	1 1/4

NOTE: Swivel for installation purposes only

To determine the correct length of hose, subtract the cut-off factor for each end fitting from the overall length of assembly

SAE 37° (JIC) Male Rigid

SPECIFICATIONS

	HOSE I.D. (IN.)	TUBE SIZE (IN.)	THREAD SIZE (IN.)	"A" (IN.)	HOSE CUT-OFF FACTOR	HOLE DIAMETER (IN.)	"E" HEX (IN.)
04E-504	1/4	1/4	7/16 - 20	1.78	15/16	.16	1/2
04E-505	1/4	5/16	1/2 - 20	1.78	15/16	.19	9/16
04E-506	1/4	3/8	9/16 - 18	1.82	1	.22	5/8
05E-505	5/16	5/16	1/2 - 20	1.86	15/16	.22	9/16
06E-506	3/8	3/8	9/16 - 18	1.92	1	.22	5/8
06E-508	3/8	1/2	3/4 - 16	2.08	1 3/16	.33	13/16
08E-508	1/2	1/2	3/4 - 16	2.18	1 3/16	.38	13/16
08E-510	1/2	5/8	7/8 - 14	2.31	1 1/4	.42	15/16
12E-512	3/4	3/4	1 1/16 - 12	2.63	1 7/16	.61	1 1/8
16E-516	1	1	1 5/16 - 12	2.83	1 1/2	.84	1 3/8

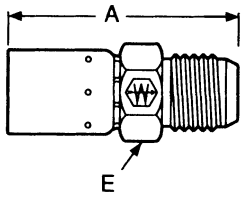

Inverted Male Swivel Straight

SPECIFICATIONS

	HOSE I.D. (IN.)	TUBE SIZE (IN.)	THREAD SIZE (IN.)	"A" (IN.)	HOSE CUT-OFF FACTOR	HOLE DIAMETER (IN.)	"E" HEX (IN.)	"F" HEX (IN.)
04E-B03	1/4	3/16	3/8 - 24	3.06	2 3/16	.12	7/16	3/8
04E-B04	1/4	1/4	7/16 - 24	2.44	1 5/8	.15	7/16	7/16
04E-B05	1/4	5/16	1/2 - 20	3.71	2 7/8	.16	7/16	1/2
06E-B05	3/8	5/16	1/2 - 20	2.56	1 5/8	.21	9/16	1/2
06E-B06	3/8	3/8	5/8 - 18	2.81	1 13/16	.24	5/8	5/8
08E-B08	1/2	1/2	3/4 - 18	3.14	2 1/16	.33	3/4	3/4

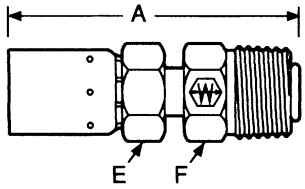

Air Brake Connection - Tube

FOR USE WITH H243 TEFLON HOSE ONLY

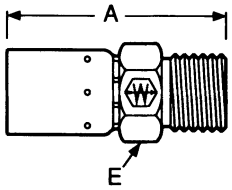

SPECIFICATIONS

	HOSE I.D. (IN.)	TUBE SIZE (IN.)	THREAD SIZE (IN.)	"A" (IN.)	HOSE CUT-OFF FACTOR	HOLE DIAMETER (IN.)	"E" HEX (IN.)
08E-Y58	½	½	11/16 - 20	2.12	1 1/16	.38	¾
08E-Y60	½	⅝	13/16 - 18	2.18	1 ⅛	.38	⅞
12E-Y60	¾	⅝	13/16 - 18	2.31	1 ⅛	.53	1
12E-Y62	¾	¾	1 - 18	2.38	1 3/16	.61	1

Sleeve & Nut

TO CONNECT AIRBRAKE HOSE TO COPPER TUBING

SPECIFICATIONS

TUBE SIZE (IN.)	PRODUCT I.D.	
	SLEEVE	NUT
1 ½	1360X6	1361X6
2	1360X8	1361X8
3	1360X10	1361X10
4	1360X12	1361X12

Flareless Tube Rigid

WITH NUT AND SLEEVE

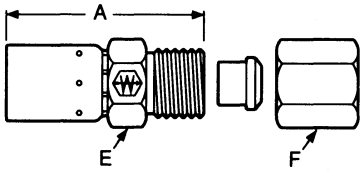

SPECIFICATIONS

	HOSE I.D. (IN.)	TUBE SIZE (IN.)	THREAD SIZE (IN.)	"A" (IN.)	HOSE CUT-OFF FACTOR	HOLE DIAMETER (IN.)	"E" HEX (IN.)	"F" HEX (IN.)
05E-756	5/16	⅜	9/16 - 18	1.88	1	.22	⅝	11/16
06E-755	⅜	5/16	½ - 20	1.78	⅞	.23	9/16	⅝
06E-756	⅜	⅜	9/16 - 18	1.82	⅞	.27	⅝	11/16
08E-758	½	½	¾ - 16	2.08	1 1/16	.38	13/16	⅞

To determine the correct length of hose, subtract the cut-off factor for each end fitting from the overall length of assembly

SAE 37° (JIC) Female Swivel

EXCEPTIONS NOTED

SPECIFICATIONS

	HOSE I.D. (IN.)	TUBE SIZE (IN.)	THREAD SIZE (IN.)	"A" (IN.)	HOSE CUT-OFF FACTOR	HOLE DIAMETER (IN.)	"E" HEX (IN.)	"F" HEX (IN.)
04E-604[1]	1/4	1/4	7/16 - 20	1.92	1 1/8	.16	9/16	9/16
04E-605[1]	1/4	5/16	1/2 - 20	2.00	1 3/16	.16	5/8	5/8
04E-606[3]	1/4	3/8	9/16 - 18	2.06	1 1/4	.16	11/16	11/16
05E-605[1]	5/16	5/16	1/2 - 20	2.07	1 3/16	.22	5/8	11/16
05E-406[2]	5/16	3/8	5/8 - 18	2.06	1 1/8	.22	3/4	11/16
05E-606[3]	5/16	3/8	9/16 - 18	2.15	1 1/4	.22	11/16	11/16
06E-406[2]	3/8	3/8	5/8 - 18	2.06	1 1/8	.27	3/4	11/16
06E-606[3]	3/8	3/8	9/16 - 18	2.19	1 1/4	.27	11/16	11/16
06E-608[1]	3/8	1/2	3/4 - 16	2.30	1 3/8	.27	7/8	11/16
08E-608[1]	1/2	1/2	3/4 - 16	2.45	1 1/2	.38	7/8	11/16
08E-610[1]	1/2	5/8	7/8 - 14	2.51	1 1/2	.38	1	11/16
12E-412[2]	3/4	3/4	1 1/16 - 14	2.98	1 11/16	.61	1 1/4	11/16
12E-612[3]	3/4	3/4	1 1/16 - 12	2.76	1 9/16	.61	1 1/4	11/16
16E-616[3]	1	1	1 5/16 - 12	3.08	1 3/4	.84	1 1/2	11/16

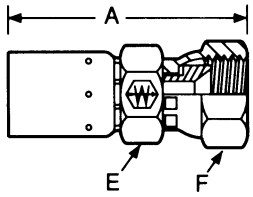

Exceptions

1 - Swivel nuts are universal. Both SAE 45° and JIC 37° connections
2 - SAE 45° flare connection only
3 - JIC 37° flare connection only

Straight Tube - Brass

FOR USE WITH H243 TEFLON HOSE ONLY

SPECIFICATIONS

	HOSE I.D. (IN.)	TUBE SIZE (IN.)	"A" (IN.)	HOSE CUT-OFF FACTOR	HOLE DIAMETER (IN.)	"E" HEX (IN.)
08E-T58	1/2	1/2	3.32	2 5/16	.39	3/4
08E-T60	1/2	5/8	3.45	2 7/16	.47	3/4
12E-T60	3/4	5/8	3.66	2 7/16	.47	1
12E-T62	3/4	3/4	4.00	2 13/16	.61	1

NOTE: This is a 243 'E' series part only

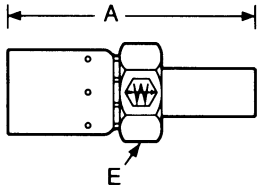

Compatible Air Brake Nuts & Sleeves

SPECIFICATIONS

TUBE SIZE (IN.)	PRODUCT I.D.	
	SLEEVE	NUT
1/2	1360X8	1361X8
5/8	1360X10	1361X10
3/4	1360X12	1361X12

To determine the correct length of hose, subtract the cut-off factor for each end fitting from the overall length of assembly

Inverted Male Swivel 45° Tube Elbow

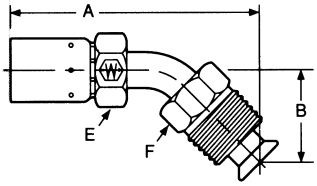

SPECIFICATIONS

	HOSE I.D. (IN.)	TUBE SIZE (IN.)	THREAD SIZE (IN.)	"A" (IN.)	"B" (IN.)	HOSE CUT-OFF FACTOR	HOLE DIA. (IN.)	"E" HEX (IN.)	"F" HEX (IN.)
04E-B43	1/4	3/16	3/8 - 24	2.83	0.69	2	.12	7/16	3/8
04E-B44	1/4	1/4	7/16 - 24	2.75	0.93	1 15/16	.15	7/16	7/16
06E-B45	3/8	5/16	1/2 - 20	3.37	1.14	2 7/16	.21	9/16	1/2
06E-B46	3/8	3/8	5/8 - 18	3.63	1.34	2 11/16	.24	5/8	5/8
08E-B48	1/2	1/2	3/4 - 18	4.32	1.58	3 1/4	.33	3/4	3/4

SAE 37° (JIC) Female Swivel 45° Tube Elbow

EXCEPTIONS NOTED

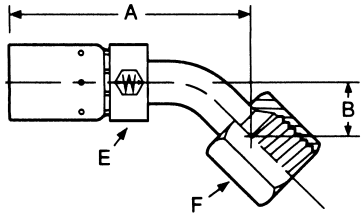

SPECIFICATIONS

	HOSE I.D. (IN.)	TUBE SIZE (IN.)	THREAD SIZE (IN.)	"A" (IN.)	"B" (IN.)	HOSE CUT-OFF FACTOR	HOLE DIA. (IN.)	"E" HEX (IN.)	"F" HEX (IN.)
04E-684[1]	1/4	1/4	7/16 - 20	2.37	0.33	1 9/16	.15	7/16	9/16
04E-685[1]	1/4	5/16	1/2 - 20	2.50	0.36	1 5/8	.16	7/16	5/8
05E-686[3]	5/16	3/8	9/16 - 18	2.65	0.39	1 11/16	.22	9/16	11/16
06E-686[1]	3/8	3/8	9/16 - 18	2.74	0.39	1 3/4	.24	5/8	11/16
06E-688[1]	3/8	1/2	3/4 - 16	2.99	0.56	2	.27	5/8	7/8
08E-688[1]	1/2	1/2	3/4 - 16	3.08	0.56	2	.33	3/4	7/8
08E-690[3]	1/2	5/8	7/8 - 14	3.28	0.63	2 1/4	.39	3/4	1
12E-692[3]	3/4	3/4	1 1/16 - 12	3.69	0.78	2 7/16	.58	1	1 1/4
16E-696[3]	1	1	1 5/16 - 12	5.15	1.10	3 11/32	.76	1 1/4	1 1/2

Exceptions

1 - Swivel nuts are universal. Both SAE 45° and JIC 37° connections
2 - SAE 45° flare connection only
3 - JIC 37° flare connection only

Inverted Male Swivel 90° Tube Elbow

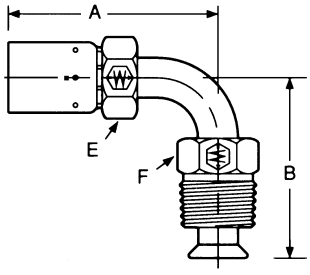

SPECIFICATIONS

	HOSE I.D. (IN.)	TUBE SIZE (IN.)	THREAD SIZE (IN.)	"A" (IN.)	"B" (IN.)	HOSE CUT-OFF FACTOR	HOLE DIA. (IN.)	"E" HEX (IN.)	"F" HEX (IN.)
04E-B63	1/4	3/16	3/8 - 24	2.16	1.06	1 5/16	.12	7/16	3/8
04E-B64	1/4	1/4	7/16 - 24	2.18	1.36	1 5/16	.15	7/16	7/16
06E-B65	3/8	5/16	1/2 - 20	2.58	1.61	1 5/8	.21	9/16	1/2
06E-B66	3/8	3/8	5/8 - 18	2.92	1.97	1 15/16	.24	5/8	5/8
08E-B68	1/2	1/2	3/4 - 18	3.03	2.32	2	.33	3/4	3/4

To determine the correct length of hose, subtract the cut-off factor for each end fitting from the overall length of assembly

SAE 37° (JIC) Female Swivel 90° Tube Elbow

EXCEPTIONS NOTED

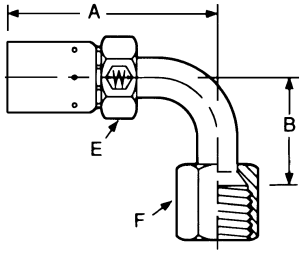

SPECIFICATIONS

	HOSE I.D. (IN.)	TUBE SIZE (IN.)	THREAD SIZE (IN.)	"A" (IN.)	"B" (IN.)	HOSE CUT-OFF FACTOR	HOLE DIA. (IN.)	"E" HEX (IN.)	"F" HEX (IN.)
04E-664[1]	1/4	1/4	7/16 - 20	2.27	0.68	1 7/16	.15	7/16	9/16
04E-665[1]	1/4	5/16	1/2 - 20	2.51	0.77	1 5/8	.16	7/16	5/8
05E-665[1]	5/16	5/16	1/2 - 20	2.58	0.77	1 5/8	.21	9/16	5/8
05E-666[3]	5/16	3/8	9/16 - 18	2.63	0.85	1 11/16	.22	9/16	11/16
06E-466[2]	3/8	3/8	5/8 - 18	2.72	0.85	1 3/4	.24	5/8	3/4
06E-666[3]	3/8	3/8	9/16 - 18	2.72	0.85	1 3/4	.24	5/8	11/16
06E-668[1]	3/8	1/2	3/4 - 16	2.83	1.09	1 7/8	.33	5/8	7/8
08E-668[1]	1/2	1/2	3/4 - 16	2.93	1.09	1 7/8	.33	3/4	7/8
08E-670[1]	1/2	5/8	7/8 - 14	3.54	1.23	2 1/2	.39	3/4	1
12E-672[3]	3/4	3/4	1 1/16 - 12	3.61	1.82	2 3/8	.58	1	1 1/4
12E-676[3]	3/4	1	1 5/16 - 12	4.51	2.15	3 3/16	.76	1 1/4	1 1/2
16E-676[3]	1	1	1 5/16 - 12	4.39	2.14	3 1/32	.76	1 1/4	1 1/2

Exceptions

1 - Swivel nuts are universal. Both SAE 45° and JIC 37° connections
2 - SAE 45° flare connection only
3 - JIC 37° flare connection only

SAE 37° (JIC) Female Swivel Long Drop 90° Tube Elbow

EXCEPTIONS NOTED

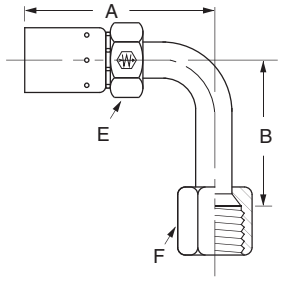

SPECIFICATIONS

	HOSE I.D. (IN.)	TUBE SIZE (IN.)	THREAD SIZE (IN.)	"A" (IN.)	"B" (IN.)	HOSE CUT-OFF FACTOR	HOLE DIA. (IN.)	"E" HEX (IN.)	"F" HEX (IN.)
04E-644[1]	1/4	1/4	7/16 - 20	2.40	1.80	1 7/16	.15	7/16	9/16
04E-645[1]	1/4	5/16	1/2 - 20	2.51	1.80	1 5/8	.16	7/16	5/8
05E-646[3]	5/16	3/8	9/16 - 18	2.63	2.18	1 11/16	.22	9/16	11/16
06E-646[3]	3/8	3/8	9/16 - 18	2.72	2.18	1 3/4	.24	5/8	11/16
06E-648[1]	3/8	1/2	3/4 - 16	2.83	2.43	1 7/8	.27	5/8	7/8
08E-648[1]	1/2	1/2	3/4 - 16	2.92	2.43	1 7/8	.33	3/4	7/8
08E-650[1]	1/2	5/8	7/8 - 14	3.09	2.57	2 1/16	.39	3/4	1
12E-652[3]	3/4	3/4	1 1/16 - 12	3.64	3.73	2 3/8	.58	1	1 1/4
16E-656[3]	1	1	1 5/16 - 12	4.20	4.33	2 13/16	.76	1 1/4	1 1/2

Exceptions

1 - Swivel nuts are universal. Both SAE 45° and JIC 37° connections
2 - SAE 45° flare connection only
3 - JIC 37° flare connection only

Teflon - C14 Hose

SPECIFICATIONS

	HOSE I.D. (IN.)	HOSE O.D. (IN.)	W.P. (PSI)	MINIMUM BURST PRESSURE (IN.)	MINIMUM BEND RADIUS (IN.)	APPROX. CARTON LENGTH (FT.)
4C14	3/16	0.31	1,500	10,000	2	25
5C14	1/4	0.38	1,500	9,000	3	25
6C14	5/16	0.45	1,500	8,000	4	50
8C14	13/32	0.55	1,000	6,000	5 1/4	50
10C14	1/2	0.65	800	6,000	6 1/2	25
12C14	5/8	0.79	800	5,000	7 3/4	50
16C14	7/8	1.03	800	3,500	9	50

RECOMMENDED FOR: Medium pressure, high temperature applications.
MEETS OR EXCEEDS: SAE 100R14.

TEMPERATURE RANGE: -54°C to +204°C (-65°F to +400°F).
PRESSURE: Determined by maximum working pressure for hose size and hose end configuration whichever is lesser.

MATERIAL: Non-conductive (3/16" through 7/8" I.D.) and conductive (3/16" through 7/8" I.D.) polytetrafluoroethylene (PTFE) tubes available.

FEATURES: Single braid of 300 series stainless steel wire. Available in 3/16" through 7/8" I.D. Permanent swage style couplings available in brass, stainless steel or carbon steel.
TOOLS: Page 472

GATES - TEFLON COUPLINGS

C14 Couplings for C14 and C14CT Teflon Hose

Male Pipe (NPTF)

STAINLESS STEEL

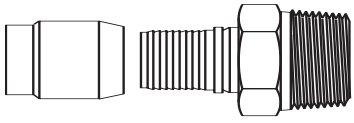

SPECIFICATIONS

	HOSE I.D. (IN.)	THREAD SIZE (IN.)	BORE (IN.)	STEM HEX (IN.)	LENGTH (IN.)	"C" CUT-OFF (IN.)
4C14-2MP-SS	3/16	1/8 - 27	.16	7/16	1.26	0.81
4C14-4MP-SS	3/16	1/4 - 18	.16	9/16	1.47	1.02
5C14-4MP-SS	1/4	1/4 - 18	.21	9/16	1.47	1.02
6C14-4MP-SS	5/16	1/4 - 18	.28	9/16	1.60	1.05
6C14-6MP-SS	5/16	3/8 - 18	.28	11/16	1.63	1.08
8C14-6MP-SS	13/32	3/8 - 18	.36	11/16	1.68	1.07
8C14-8MP-SS	13/32	1/2 - 14	.36	7/8	1.93	1.32
10C14-8MP-SS	1/2	1/2 - 14	.47	7/8	2.05	1.35
12C14-12MP-SS	5/8	3/4 - 14	.59	1 1/16	2.21	1.44
16C14-16MP-SS	7/8	1 - 11 1/2	.81	1 3/8	2.56	1.65

Material: 303/304 stainless steel

Male Pipe (NPTF)

BRASS

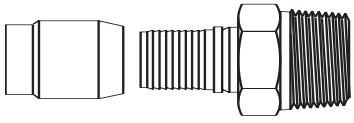

SPECIFICATIONS

	HOSE I.D. (IN.)	THREAD SIZE (IN.)	BORE (PSI)	STEM HEX (IN.)	LENGTH (IN.)	"C" CUT-OFF (IN.)
4C14-2MP-B	3/16	1/8 - 27	.16	7/16	1.26	0.81
4C14-4MP-B	3/16	1/4 - 18	.16	9/16	1.47	1.02
5C14-4MP-B	1/4	1/4 - 18	.21	9/16	1.47	1.02
6C14-4MP-B	5/16	1/4 - 18	.28	9/16	1.60	1.05
6C14-6MP-B	5/16	3/8 - 18	.28	11/16	1.63	1.08
8C14-6MP-B	13/32	3/8 - 18	.36	11/16	1.68	1.07
8C14-8MP-B	13/32	1/2 - 14	.36	7/8	1.93	1.32
10C14-8MP-B	1/2	1/2 - 14	.47	7/8	2.05	1.35
12C14-12MP-B	5/8	3/4 - 14	.59	1 1/16	2.21	1.44
16C14-16MP-B	7/8	1-11 1/2	.81	1 3/8	2.56	1.65

These couplings are individually packaged in plastic bags
Each bag includes a stem and ferrule (and nut if used)

Female Dual Seat JIC (37° Flare) & SAE (45° Flare) Swivel

STAINLESS STEEL

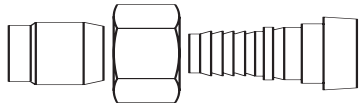

SPECIFICATIONS

	HOSE I.D. (IN.)	THREAD SIZE (IN.)	BORE (IN.)	NUT HEX (IN.)	LENGTH (IN.)	"C" CUT-OFF (IN.)
4C14-4FJSX-SS	3/16	7/16 - 20	.16	9/16	0.95	0.87
5C14-5FJSX-SS	1/4	1/2 - 20	.21	5/8	1.01	0.94
6C14-6FJX-SS*	5/16	9/16 - 18	.28	11/16	1.19	1.01
8C14-8FJSX-SS	13/32	3/4 - 16	.36	7/8	1.30	1.13
10C14-10FJSX-SS	1/2	7/8 - 14	.47	1	1.47	1.29
12C14-12FJX-SS*	5/8	1 1/16 - 12	.59	1 1/4	1.56	1.36
16C14-16FJSX-SS	7/8	1 5/16 - 12	.81	1 1/2	1.75	1.46

* -06 and -12 are JIC only
Material: 303/304 stainless steel

Female Dual Seat JIC (37° Flare) & SAE (45° Flare) Swivel

BRASS

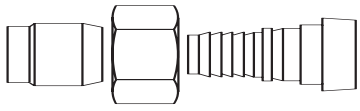

SPECIFICATIONS

	HOSE I.D. (IN.)	THREAD SIZE (IN.)	BORE (IN.)	NUT HEX (IN.)	LENGTH (IN.)	"C" CUT-OFF (IN.)
4C14-4FJSX-B	3/16	7/16 - 20	.16	9/16	0.95	0.87
5C14-5FJSX-B	1/4	1/2 - 20	.21	5/8	1.01	0.94
6C14-6FJX-B*	5/16	9/16 - 18	.28	11/16	1.19	1.01
8C14-8FJSX-B	13/32	3/4 - 16	.36	7/8	1.30	1.13
10C14-10FJSX-B	1/2	7/8 - 14	.47	1	1.47	1.29
12C14-12FJX-B*	5/8	1 1/16 - 12	.59	1 1/4	1.56	1.36
16C14-16FJSX-B	7/8	1 5/16 - 12	.81	1 1/2	1.75	1.46

* -06 and -12 are JIC only

Female SAE (45° Flare) Swivel

BRASS

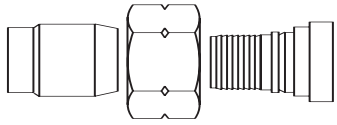

SPECIFICATIONS

	HOSE I.D. (IN.)	THREAD SIZE (IN.)	BORE (IN.)	NUT HEX (IN.)	LENGTH (IN.)	"C" CUT-OFF (IN.)
6C14-6FSX-B	5/16	5/8 - 18	.28	11/16	1.19	1.01
12C14-12FSX-B	5/8	1 1/16 - 14	.59	1 1/4	1.56	1.36

Female SAE (45° Flare) Swivel 45° Bent Tube

CARBON STEEL

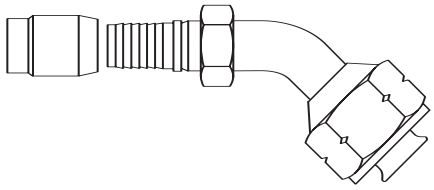

SPECIFICATIONS

	HOSE I.D. (IN.)	THREAD SIZE (IN.)	NUT HEX (IN.)	"T" DROP (IN.)	LENGTH (IN.)	"C" CUT-OFF (IN.)
4C14-4FSX45	3/16	7/16 - 20	9/16	.41	1.69	1.25
5C14-5FSX45	1/4	1/2 - 20	5/8	.49	1.85	1.44
6C14-6FSX45	5/16	5/8 - 18	3/4	.55	2.13	1.62
8C14-8FSX45	13/32	3/4 - 16	7/8	.63	2.44	1.88

These couplings are individually packaged in plastic bags
Each bag includes a stem and ferrule (and nut if used)

Female SAE (45° Flare) Swivel 90° Bent Tube

CARBON STEEL

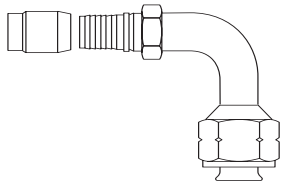

SPECIFICATIONS

	HOSE I.D. (IN.)	THREAD SIZE (IN.)	NUT HEX (IN.)	"T" DROP (IN.)	LENGTH (IN.)	"C" CUT-OFF (IN.)
4C14-4FSX90	3/16	7/16 - 20	9/16	0.71	1.42	1.00
5C14-5FSX90	1/4	1/2 - 20	5/8	0.88	1.55	1.06
6C14-6FSX90	5/16	5/8 - 18	3/4	1.00	1.80	1.25
8C14-8FSX90	13/32	3/4 - 16	7/8	1.18	2.10	1.50
10C14-10FSX90	1/2	7/8 - 14	1 1/16	1.50	2.47	1.81

Male SAE Inverted Swivel Straight

CARBON STEEL

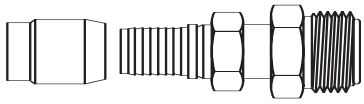

SPECIFICATIONS

	HOSE I.D. (IN.)	THREAD SIZE (IN.)	BORE (IN.)	NUT HEX (IN.)	LENGTH (IN.)	"C" CUT-OFF (IN.)
4C14-4MIX	3/16	7/16 - 24	0.16	7/16	1.84	1.39
5C14-5MIX	1/4	1/2 - 20	0.21	1/2	1.90	1.45
6C14-6MIX	5/16	5/8 - 18	0.28	5/8	2.07	1.52
8C14-8MIX	13/32	3/4 - 18	0.36	3/4	2.21	1.60
10C14-10MIX	1/2	7/8 - 18	0.47	7/8	2.47	1.77

Male SAE Inverted Swivel 45° Bent Tube

CARBON STEEL

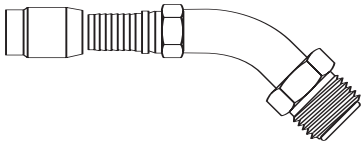

SPECIFICATIONS

	HOSE I.D. (IN.)	THREAD SIZE (IN.)	NUT HEX (IN.)	"T" DROP (IN.)	LENGTH (IN.)	"C" CUT-OFF (IN.)
4C14-4MIX45	3/16	7/16 - 24	7/16	0.73	1.99	1.53
6C14-6MIX45	5/16	5/8 - 18	5/8	0.94	2.48	1.93
8C14-8MIX45	13/32	3/4 - 18	3/4	1.14	2.95	2.10

Male SAE Inverted Swivel 90° Bent Tube

CARBON STEEL

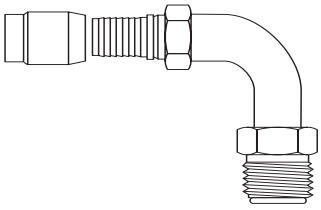

SPECIFICATIONS

	HOSE I.D. (IN.)	THREAD SIZE (IN.)	NUT HEX (IN.)	"T" DROP (IN.)	LENGTH (IN.)	"C" CUT-OFF (IN.)
4C14-4MIX90	3/16	7/16 - 24	7/16	1.30	1.42	0.97
5C14-5MIX90	1/4	1/2 - 20	1/2	1.48	1.54	1.09
6C14-6MIX90	5/16	5/8 - 18	5/8	1.63	1.80	1.25
8C14-8MIX90	13/32	3/4 - 18	3/4	1.91	2.10	1.49
10C14-10MIX90	1/2	7/8 - 18	7/8	2.16	2.47	1.77

These couplings are individually packaged in plastic bags
Each bag includes a stem and ferrule (and nut if used)

GATES - TEFLON COUPLINGS

Air Brake Compression Assembly

INCLUDES NUT AND SLEEVE
BRASS

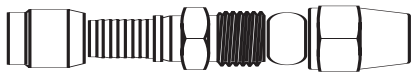

SPECIFICATIONS

	HOSE I.D. (IN.)	THREAD SIZE (IN.)	TUBE O.D. (IN.)	BORE (IN.)	NUT HEX (IN.)	STEM HEX (IN.)	LENGTH (IN.)	"C" CUT-OFF (IN.)
8C14-8ABC-B	13/32	11/16 - 20	1/2	.36	13/16	7/8	1.71	1.10
10C14-8ABC-B	1/2	11/16 - 20	1/2	.47	13/16	7/8	1.71	1.01
10C14-10ABC-B	1/2	13/16 - 18	5/8	.47	15/16	7/8	1.89	1.19
12C14-12ABC-B	5/8	1 - 18	3/4	.59	1 1/8	1 1/16	2.13	1.36

Straight Tube Assembly

INCLUDES NUT AND SLEEVE
BRASS

SPECIFICATIONS

	HOSE I.D. (IN.)	THREAD SIZE (IN.)	TUBE O.D. (IN.)	NUT HEX (IN.)	STEM HEX (IN.)	LENGTH (IN.)	"C" CUT-OFF (IN.)	"B" TUBE LENGTH (IN.)
10C14-8STA-B	1/2	11/16 - 20	-08	13/16	3/4	3.18	2.21	1.96
10C14-10STA-B	1/2	13/16 - 18	-10	15/16	3/4	3.50	2.53	2.28
12C14-12STA-B	5/8	1 - 18	-12	1 1/8	7/8	3.67	2.61	2.29

POWER TRIM ASSEMBLIES

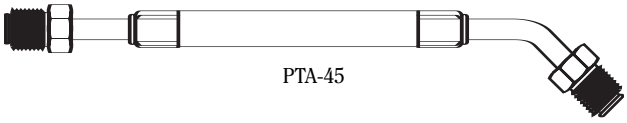

PTA-45



PTA-90

Power Trim Assemblies

Gates C14 Power Trim assemblies provide many advantages over rubber and nylon hoses for the rugged marine applications. This unique hose is resistant to aging or degradation from ultraviolet exposure. Stainless steel couplings resist degradation from the effects of exposure to fresh and salt water.

SPECIFICATIONS

	ASSEMBLY LENGTH (IN.)	HOSE I.D. (IN.)	COUPLING "A"		COUPLING "B"		ASSEMBLY		PACKAGING (PCS.)
			THREAD SIZE (IN.)	TUBE TYPE	THREAD SIZE (IN.)	TUBE TYPE	MAXIMUM WORKING PRESSURE (PSI)	MINIMUM BURST PRESSURE (PSI)	
PTA-45	1/4	1/4	7/16 - 20	2.27	0.68	1 7/16	.15	7/16	9/16
PTA-90	1/4	5/16	1/2 - 20	2.51	0.77	1 5/8	.16	7/16	5/8

NOTE: Each Power Trim Assembly is mounted on a merchandising card and sealed in a plastic bag

Brass Fittings

ITEM	PAGE #
Pipe	
Allen Head Plug (Hex Socket)	310
Cap	310
Slotted Plug	310
Square Head Plug	310
Hex Head Plug	310
Cross	310
Adapter	310
Bushing	310
Union	310
Coupling	310
Reducer Coupling	310
Hex Nipple	311
Close Nipple	311
Long Nipple	311
(45°) Street Elbow	311
Street Elbow	311
Elbow	311
Male Branch Tee	311
Tee	311
Street Tee (Male Run Tee)	311
S.A.E. 45° Flare	
Quick Reference	312
Nut	312
Long Nut	312
Flare Plug	312
Flare Cap	312
Union	312
Union Tee	312
Male Branch Tee	312
Female Connector	313
Male Connector	313
Male Elbow 90°	313
Female Elbow 90°	313
Male Run Tee	313
(45°) Male Elbow	314
(90°) Union Elbow	314
Adapter Tee	314
Compression	
Quick Reference	314
Compression Sleeve	314
Nut	314
Long Nut	315
Solid Cap	315
Union	315
Reducing Union	315
Male Ball Check Connector	315
Union Tee	315
Union Elbow (90°)	315
Female Connector	315
Male Connector	315
Male Elbow (90°)	315
Female Elbow (90°)	316

*** For Thread Identification see pages 485-500**

Brass Fittings Table of Contents (Continued)

ITEM	PAGE #
Male Run Tee	316
Male Branch Tee	316
Bulkhead Union	316
Adapter Tee Female to Male Pipe on Run	316
Brass Insert Tube Support	316
Bulkhead Nut	316
Airbrake Fittings for Copper Tubing	
Quick Reference for Airbrake Fittings for Copper Tubing	317
Sleeve	317
Nut	317
Union	317
Union Tee	317
Female Connector	317
Male Connector	317
Male Elbow (90°)	317
(90°) Male Elbow Long	318
Male Run Tee	318
Male Branch Tee	318
Adapter Tee	318
Airbrake Bulkhead Adapters	
Bulkhead Coupling (steel)	318
Bulkhead Coupling (steel)	318
Bulkhead Coupling (steel)	318
Airbrake Fittings for Nylon Tubing	
Quick Reference	319
Sleeve	319
Nut	319
Insert	319
Union	319
Union Tee	319
Union Elbow 90°	319
Female Connector	319
Male Connector	320
(90°) Male Elbow	320
(90°) Female Elbow	320
Male Run Tee	320
Male Branch Tee	320
Bulkhead Union	320
(45°) Male Elbow	320
Adapter Tee	320
Airbrake Assortment	321
Transmission Fitting for Nylon Tubing	
Transmission Fitting for ⅛" & 5/32" Nylon Tubing	322
Collet (slotted sleeve)	322
Nut	322
Union	322
Male Connector	322
Male Elbow	322
Tube Insert	322
Road Ranger Kit	322
Brass Airbrake Fittings - Sleeve Type	
Airbrake Rubber Hose SAE J1402 Type A (DOT A1)	322
Connector	322
Connector with Spring Guard	322
Hose Mender	323

Brass Fittings Table of Contents (Continued)

ITEM	PAGE #
Sleeve	323
Nut	323
Nut for Spring Guard	323
Spring Guard	323
Insert	323
Female Connector	323
Female Connector with Adapter	323
Adapter	323
Gladhand Couplings	323
Gladhand Seal	323
Air Brake Air Chamber Hose Lines (¼" ends)	324
Throttle Stop	324
"Push -Pull" Controls (T-locking)	324
Grease Fittings	
Grease Gun Coupler	324
⅛" Grease Hose Assemblies	324
Grease Fittings Kits	325
Metric Grease Fittings Kits	325
⅛" Pipe Thread with Ball Check	326
¼" - 28" SAE Taper Thread	326
Grease Fittings - Metric	327
Straight	327
45°	327
Drive Fittings	327
90°	327
Threaded/Drive Fittings	327
¼" - 28/Drive	327
⅛" Pipe/Drive	327
Other Threaded Fittings	327
¼" Pipe Thread	327
⅜" PT	327
¼" - 28 NF	327
Polyline®	
Brass Polyline® Fittings Quick Reference	328
Union	328
Union Tee	328
Female Connector	328
Male Connector	328
Male Run Tee	328
Male Elbow	328
Male Branch Tee	328
Plastic Sleeve	328
Nut (Brass)	328
Mini Barb®	
Union	329
Union Tee	329
Union Elbow 90°	329
Male Connection	329
(90°) Male Elbow	329
Male Run Tee	329
Male Branch Tee	329
(90°) Female Elbow	329
Plug	329
Bulkhead Union	330
Adapter Tee	330
Female Branch Tee	330
Compression Connector	330

Brass Fittings Table of Contents (Continued)

ITEM	PAGE #
Inverted Flare	
Quick Reference	331
Tube Nuts	331
Plug (Steel)	331
Male Connector	331
Female Connector	331
Union	332
(45°) Male Elbow	332
(90°) Male Elbow	332
(90°) Female Elbow	332
(90°) Union Elbow	332
Adapter Tee	332
Female Branch Tee	332
Union Tee	332
Hydraulic Brake Fittings	
Hydraulic Brake Line Kit	333
Brake Line Unions For Domestic Cars	334
Imported Cars	334
Steel Brake Lines Domestic Cars	334
Bulk Tubing	334
Steel Brake Lines Imported Cars	334
Metric Adapter	334
Metric Adapter (Bubble Flare)	334
Towed Trailer Brake Tee	334
Metric Towed Trailer Brake Tee	335
Adapter Male to Female Inverted Flare (Dual Master Cylinder)	335
Fuel & Oil Line Fittings	
Transmission Oil Coolant Line Adapter	335
Inverted Male Elbow Swivel	335
Male Inverted Connector	335
Brass Hose Barb Fittings	
Male NPTF Pipe	336
Male NPTF Pipe Swivel	336
Male NPTF Pipe (90°)	336
Female NPTF Pipe Rigid	336
Female NPSM Pipe Ball Seat (30°) Type	336
Female (45° Flare) Swivel	336
Male SAE (45° Flare)	337
Female JIC (37° Flare) Swivel	337
Hose Splicer	337
Welding Hose Coupling (right hand thread, oxygen)	337
(left hand thread, acetylene)	337
Welding Hose Adapter (right hand thread, oxygen)	337
Welding Hose Adapter (left hand thread, acetylene)	337
Male Pipe (30° ball seat) Male NPTF Adapter	337
Garden Hose Fittings, Adapters and Nozzles	
Male Garden Hose	338
Female Garden Hose	338
Male NPTF Pipe- Male Garden Hose Thread	338
Female NPTF Pipe- Male Garden Hose Thread	338
Male NPTF Pipe- Female Garden Hose Thread	338
Female NPTF Pipe- Female Garden Hose Thread	338
Male SAE (45° Flare) Male Garden Hose Thread	338
Male SAE (45° Flare) Female Garden Hose Thread	338
Male Garden Hose Thread Union	338
Female Garden Hose Thread Union	338

Brass Fittings Table of Contents (Continued)

ITEM	PAGE #
Heavy Duty Steel Pistol Nozzle	338
Garden Hose (green)	338
Brass Ferrules	
Brass Ferrules	339
Threaded Sleeve	
Quick Reference	339
Thread Sleeve	339
Nut	339
Male Connector	339
Union	339
Male Elbow	339
Adapter Tee	339
Steel & Brass Special Automotive Adapters	
(Ford) Special Nut	340
Carburetor to Fuel Line Adapter (Ford)	340
Restriction Pipe Adapter (Ford)	340
Carburetor to Fuel Line Adapter (Plymouth)	340
Inverted Flare to SAE (45° Flare) Adapter	340
Water Line Connector	340
Union Brake (metric)	340
Push-To-Connect Tube Fittings	
Plug	341
Tube to Tube Union	341
Union Tee	341
Union Elbow	341
Female Connector	341
Male Connector	342
Male Elbow	342
Swivel Male Elbow	342
Female Elbow	342
Swivel Female Elbow	342
Male Run Tee	343
Swivel Male Run Tee	343
Male Branch Tee	343
"Y" Connector Male NPT to Dual AQ Tube Connection	343
Quick Disconnect	343
PTCX-72 Swivel Male Branch Tee	344
PTC-77 Female Branch Tee	344
PTC-82 Bulkhead Union	344
Push-To-Connect DOT Air Brake Fittings	
PTCX-DOT-54 (45° Swivel) Male Elbow	344
PTC-DOT-62 Union Connector	344
PTC-DOT-64 Union Tee	344
PTC-DOT-65 Union Elbow	344
PTC-DOT-66 Female Connector	345
PTC-DOT-68 Male Connector	345
PTC-DOT-69 Male Elbow	345
PTCX-DOT-69 Swivel Male Elbow	345
PTCX-DOT-72 Swivel Male Branch Tee	345
PTCX-DOT-77 Swivel Female Branch Tee	345
Push To Connect Fittings	
PTC-Road Ranger Kit	346
Truckers Survival Kit	346

Pipe

PRESSURE: Up to 1,200 psi operating.
USED WITH: Brass or iron pipe.
TEMPERATURE: -65°F to 250°F.

Allen Head Plug

(HEX SOCKET)

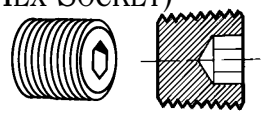

SPECIFICATIONS

	REFERENCE #	MALE PIPE (IN.)
117ALX2	3153X2	⅛
117ALX4	3153X4	¼
117ALX6	3153X6	⅜
117ALX8	3153X8	½

Cap

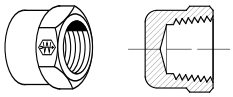

SPECIFICATIONS

	PIPE THREAD (IN.)
3129X2	⅛
3129X4	¼
3129X6	⅜
3129X8	½

Slotted Plug

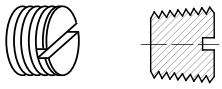

SPECIFICATIONS

	PIPE THREAD (IN.)
3150X2	⅛
3150X4	¼
3150X6	⅜

Square Head Plug

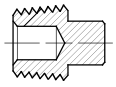

SPECIFICATIONS

	MALE PIPE (IN.)
3151X2	⅛
3151X4	¼
3151X6	⅜
3151X8	½
3151X12	¾

Hex Head Plug

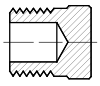

SPECIFICATIONS

	MALE PIPE (IN.)
3152X2	⅛
3152X4	¼
3152X6	⅜
3152X8	½
3152X12	¾

Cross

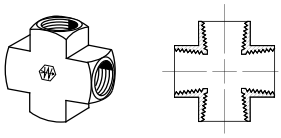

SPECIFICATIONS

	FEMALE PIPE (IN.)
3950X4	¼
3950X6	⅜
3950X8	½
3950X12	¾
3950X12/C	¾

Adapter

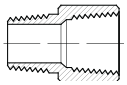

SPECIFICATIONS

	MALE PIPE (IN.)	FEMALE PIPE (IN.)
3200X2	⅛	⅛
3200X4	¼	¼
3200X6	⅜	⅜
3200X8	½	½
3200X4X2	⅛	¼
3200X6X2	⅛	⅜
3200X6X4	¼	⅜
3200X8X6	⅜	½
3200X12X8	½	¾

Bushing

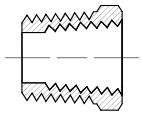

SPECIFICATIONS

	MALE PIPE (IN.)	FEMALE PIPE (IN.)
3220X4X2	¼	⅛
3220X6X2	⅜	⅛
3220X6X4	⅜	¼
3220X8X2	½	⅛
3220X8X4	½	¼
3220X8X6	½	⅜
3220X12X2	¾	⅛
3220X12X4	¾	¼
3220X12X6	¾	⅜
3220X12X8	¾	½
3220X16X6	1	⅜
3220X16X8	1	½
3220X16X12	1	¾

Union

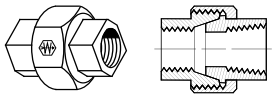

SPECIFICATIONS

	FEMALE PIPE (IN.)
3250X2	⅛
3250X4	¼
3250X6	⅜
3250X8	½

Coupling

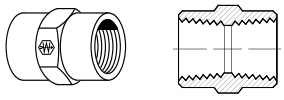

SPECIFICATIONS

	FEMALE PIPE (IN.)
3300X2	⅛
3300X4	¼
3300X6	⅜
3300X8	½
3300X12	¾

Reducer Coupling

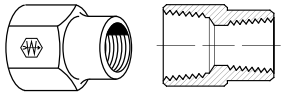

SPECIFICATIONS

	FEMALE (1) PIPE (IN.)	FEMALE (2) PIPE (IN.)
3300X4X2	¼	⅛
3300X6X2	⅜	⅛
3300X6X4	⅜	¼
3300X8X4	½	¾
3300X8X6	½	⅜
3300X12X8	¾	½

Hex Nipple

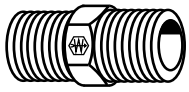

SPECIFICATIONS

	PIPE (1) THREAD (IN.)	PIPE (2) THREAD (IN.)
3325X2	⅛	⅛
3325X4	¼	¼
3325X4X2	¼	⅛
3325X6	⅜	⅜
3325X6X2	⅜	⅛
3325X6X4	⅜	¼
3325X8X4	½	¼
3325X8X6	½	⅜
3325X8	½	½
3325X12X8	¾	½
3325X12	¾	¾

Close Nipple

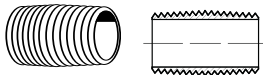

SPECIFICATIONS

	PIPE THREAD (IN.)
3326X2	⅛
3326X4	¼
3326X6	⅜
3326X8	½
3326X12	¾

Long Nipple

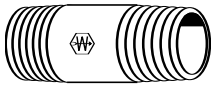

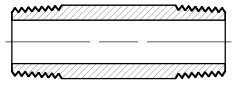

SPECIFICATIONS

	PIPE THREAD (IN.)	LENGTH (IN.)
3327X2	⅛	1 ½
3328X2	⅛	2
3329X2	⅛	2 ½
3330X2	⅛	3
3332X2	⅛	4
3334X2	⅛	6
3327X4	¼	1 ½
3328X4	¼	2
3329X4	¼	2 ½
3330X4	¼	3
3331X4	¼	3 ½
3332X4	¼	4
3334X4	¼	6
3327X6	⅜	1 ½
3328X6	⅜	2
3329X6	⅜	2 ½
3330X6	⅜	3
3332X6	⅜	4
3334X6	⅜	6
3327X8	½	1 ½
3328X8	½	2
3329X8	½	2 ½
3330X8	½	3
3331X8	½	3 ½
3332X8	½	4
3334X8	½	6
3328X12	¾	2
3329X12	¾	2 ½
3330X12	¾	3
3332X12	¾	4

(45°) Street Elbow

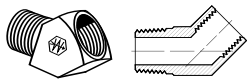

SPECIFICATIONS

	PIPE THREAD (IN.)	FEMALE PIPE (IN.)
3350X2	⅛	⅛
3350X4	¼	¼
3350X6	⅜	⅜
3350X8	½	½
3350X12	¾	¾

Street Elbow

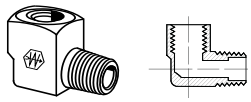

SPECIFICATIONS

	FEMALE PIPE (IN.)	MALE PIPE (IN.)
3400X2	⅛	⅛
3400X4X2	¼	⅛
3400X4	¼	¼
3400X6	⅜	⅜
3400X8	½	½
3400X12	¾	¾

Elbow

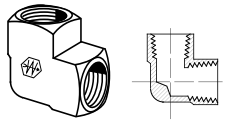

SPECIFICATIONS

	FEMALE PIPE (IN.)
3500X2	⅛
3500X4	¼
3500X6	⅜
3500X8	½
3500X12	¾

Male Branch Tee

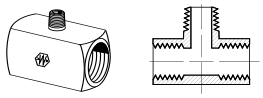

SPECIFICATIONS

	MALE PIPE (IN.)	FEMALE PIPE (IN.)
3600X2	⅛	⅛
3600X4	¼	¼
3600X6	⅜	⅜
3600X8	½	½
3600X12	¾	¾

Tee

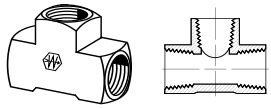

SPECIFICATIONS

	FEMALE PIPE (IN.)
3700X2	⅛
3700X4	¼
3700X6	⅜
3700X8	½
3700X12	¾

Street Tee
(Male Run Tee

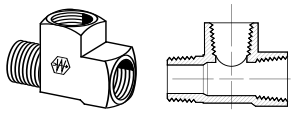

SPECIFICATIONS

	MALE PIPE (IN.)	FEMALE PIPE (IN.)
3750X2	⅛	⅛
3750X4	¼	¼
3750X6	⅜	⅜
3750X8	½	½

Quick Reference

QUICK REFERENCE CHART

DASH SIZE	TUBE O.D. (IN.)	TUBE THREAD SIZE (IN.)	PIPE THREAD SIZE (IN.)
2	1/8	5/16 - 24	1/8 - 27
3	3/16	3/8 - 24	–
4	1/4	7/16 - 20	1/4 - 18
5	5/16	1/2 - 20	–
6	3/8	5/8 - 18	3/8 - 18
7	7/16	11/16 - 16	–
8	1/2	3/4 - 16	1/2 - 14
10	5/8	7/8 - 14	–
12	3/4	1 1/16 - 14	3/4 - 14
14	7/8	1 1/4 - 14	–

PRESSURE: Up to 2,000 psi depending on tubing used. Will withstand burst pressures of standard tubing - up to 5,000 psi with Bundyweld (double flared) and 3,500 psi with copper tubing, depending on size.

USED WITH: Copper, brass, aluminum, and steel hydraulic tubing that can be flared.

TEMPERATURE: -65°F to +250°F at maximum operating pressures. Has been used at +400°F at pressures under 1,000 psi.

MATERIAL: CA360 Brass

S.A.E. 45° Flare

Nut

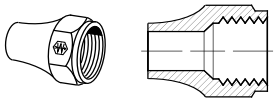

SPECIFICATIONS

	TUBE O.D. (IN.)
1110X3	3/16
1110X4	1/4
1110X5	5/16
1110X6	3/8
1110X7	7/16
1110X8	1/2
1110X10	5/8
1110X12	3/4

Long Nut

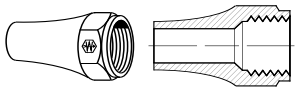

SPECIFICATIONS

	TUBE O.D. (IN.)
41X3	3/16
41X4	1/4
41X5	5/16
41X6	3/8
41X8	1/2
41X10	5/8
41X12	3/4

Flare Plug

SPECIFICATIONS

	REFERENCE #	TUBE O.D. (IN.)
S9X4	39X4	1/4
S9X5	39X5	5/16
S9X6	39X6	3/8
S9X8	39X8	1/2
S9X10	39X10	5/8

Flare Cap

SPECIFICATIONS

	REFERENCE #	TUBE O.D. (IN.)
25X4	40X4	1/4
25X5	40X5	5/16
25X6	40X6	3/8
25X8	40X8	1/2
25X10	40X10	5/8

Union

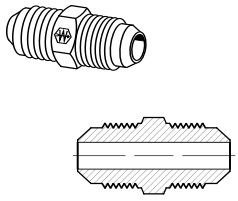

SPECIFICATIONS

	TUBE O.D. (IN.)	TUBE O.D. (IN.)
42X3	3/16	3/16
42X4	1/4	1/4
42X5	5/16	5/16
42X5X4	5/16	1/4
42X6	3/8	3/8
42X6X5	3/8	5/16
42X8	1/2	1/2
42X8X6	1/2	3/8
42X10	5/8	5/8
42X10X8	5/8	1/2
42X12	3/4	3/4

Union Tee

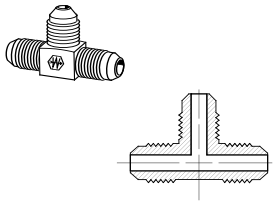

SPECIFICATIONS

	TUBE O.D. (IN.)
44X3	3/16
44X4	1/4
44X6	3/8
44X8	1/2
44X10	5/8
44X12	3/4

Male Branch Tee

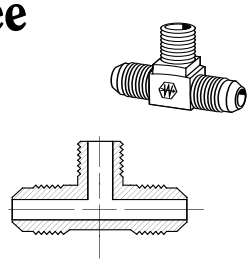

SPECIFICATIONS

	TUBE O.D. (IN.)	MALE PIPE (IN.)
45X3	3/16	1/8
45X4	1/4	1/8
45X6	3/8	1/4
45X8	1/2	3/8
45X8X8X8	1/2	1/2

Female Connector

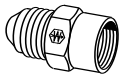

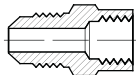

SPECIFICATIONS

	TUBE O.D. (IN.)	FEMALE PIPE (IN.)
46X2	1/8	1/8
46X3	3/16	1/8
46X4	1/4	1/8
46X4X4	1/4	1/4
46X5X4	5/16	1/4
46X6	3/8	1/4
46X6X2	3/8	1/8
46X6X8	3/8	1/2
46X6X12	3/8	3/4
46X8	1/2	3/8
46X8X4	1/2	1/4
46X8X8	1/2	1/2
46X8X12	1/2	3/4
46X10	5/8	1/2

Male Connector

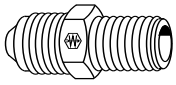

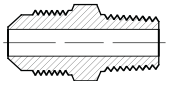

SPECIFICATIONS

	TUBE O.D. (IN.)	MALE PIPE (IN.)
48X3	3/16	1/8
48X4	1/4	1/8
48X4X4	1/4	1/4
48X4X6	1/4	3/8
48X5	5/16	1/8
48X5X4	5/16	1/4
48X6	3/8	1/4
48X6X2	3/8	1/8
48X6X6	3/8	3/8
48X6X8	3/8	1/2
48X7	7/16	1/4
48X8	1/2	3/8
48X8X4	1/2	1/4
48X8X8	1/2	1/2
48X8X12	1/2	3/4
48X10	5/8	1/2
48X10X6	5/8	3/8
48X10X12	5/8	3/4
48X12	3/4	1/2
48X12X12	3/4	3/4

Male Elbow 90°

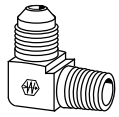

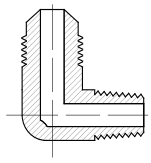

SPECIFICATIONS

	TUBE O.D. (IN.)	MALE PIPE (IN.)
49X2	1/8	1/8
49X3	3/16	1/8
49X4	1/4	1/8
49X4X4	1/4	1/4
49X4X6	1/4	3/8
49X5	5/16	1/8
49X5X4	5/16	1/4
49X6	3/8	1/4
49X6X2	3/8	1/8
49X6X6	3/8	3/8
49X6X8	3/8	1/2
49X7	7/16	1/4
49X8	1/2	3/8
49X8X4	1/2	1/4
49X8X8	1/2	1/2
49X8X12	1/2	3/4
49X10	5/8	1/2
49X10X6	5/8	3/8
49X10X12	5/8	3/4
49X12	3/4	1/2
49X12X12	3/4	3/4

Female Elbow 90°

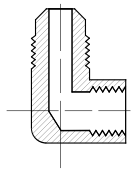

SPECIFICATIONS

	TUBE O.D. (IN.)	FEMALE PIPE (IN.)
50X3	3/16	1/8
50X4	1/4	1/8
50X4X4	1/4	1/4
50X5	5/16	1/8
50X5X4	5/16	1/4
50X6X6	3/8	3/8
50X6X8	3/8	1/2
50X6X12	3/8	3/4
50X8	1/2	3/8
50X8X8	1/2	1/2
50X8X12	1/2	3/4
50X10	5/8	1/2

Male Run Tee



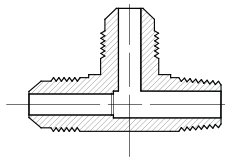

SPECIFICATIONS

	(1 & 2) TUBE O.D. (IN.)	(3) MALE PIPE (IN.)
51X3	3/16	1/8
51X4	1/4	1/8
51X6	3/8	1/4
51X8	1/2	3/8

S.A.E. 45° FLARE

(45°) Male Elbow

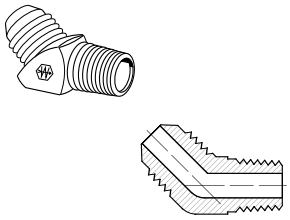

SPECIFICATIONS

	TUBE O.D. (IN.)	MALE PIPE (IN.)
54X4	1/4	1/8
54X4X4	1/4	1/4
54X5	5/16	1/8
54X5X4	5/16	1/4
54X6	3/8	1/4
54X6X6	3/8	3/8
54X8	1/2	3/8
54X10	5/8	1/2
54X10X6	5/8	3/8

(90°) Union Elbow

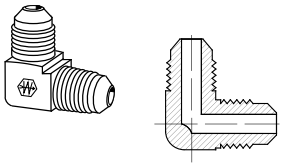

SPECIFICATIONS

	TUBE O.D. (IN.)
55X4	1/4
55X5	5/16
55X6	3/8
55X8	1/2
55X10	5/8

Adapter Tee

(Female to Male Pipe on Run)

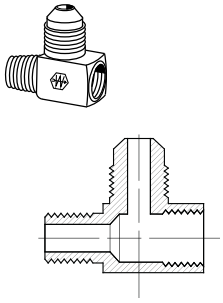

SPECIFICATIONS

	TUBE O.D. (IN.)	FEMALE PIPE MALE PIPE (IN.)
56X3	3/16	1/8
56X4	1/4	1/8

COMPRESSION

Quick Reference

QUICK REFERENCE CHART

DASH SIZE	TUBE O.D. (IN.)	TUBE THREAD SIZE (IN.)	PIPE THREAD SIZE (IN.)
1	–	–	1/16 - 27
2	1/8	5/16 - 24	1/8 - 27
3	3/16	3/8 - 24	–
4	1/4	7/16 - 24	1/4 - 18
5	5/16	1/2 - 24	–
6	3/8	9/16 - 24	3/8 - 18
7	7/16	5/8 - 24	–
8	1/2	11/16 - 20	1/2 - 14
10	5/8	13/16 - 18	–
12	3/4	1 - 18	3/4 - 14

PRESSURE: Up to 2,000 psi on 1/8" to 1/4" tubing, 1,000 psi on 5/16" to 1/2" tubing and 750 psi on 5/8" to 1" sizes. (Does not include plastic tubing.)

USED WITH: Copper, aluminum and plastic tubing. Not recommended for steel tubing. Soft plastic tubing requires internal tube support.

TEMPERATURE: -65°F to +250°F with metal tubing.

MATERIAL: CA360 brass.

For plastic tubing see page 413

Compression Sleeve

SPECIFICATIONS

	TUBE O.D. (IN.)
60X2	1/8
60X3	3/16
60X4	1/4
60X5	5/16
60X6	3/8
60X7	7/16
60X8	1/2
60X10	5/8
60X12	3/4
60X14	7/8

Nut

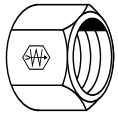

SPECIFICATIONS

	PIPE THREAD (IN.)
61X2	1/8
61X3	3/16
61X4	1/4
61X5	5/16
61X6	3/8
61X7	7/16
61X8	1/2
61X10	5/8

Long Nut

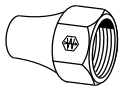

SPECIFICATIONS

	TUBE O.D. (IN.)
1611X3	3/16
1611X5	5/16
1611X6	3/8
1611X8	1/2
1611X10	5/8

Solid Cap

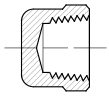

SPECIFICATIONS

	TUBE O.D. (IN.)
61CX4	1/4
61CX5	5/16
61CX6	3/8
61CX8	1/2

Union

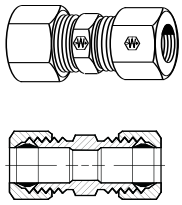

SPECIFICATIONS

	TUBE O.D. (IN.)
62X2	1/8
62X3	3/16
62X4	1/4
62X5	5/16
62X6	3/8
62X7	7/16
62X8	1/2
62X10	5/8
62X12	3/4
62X14	7/8

Reducing Union

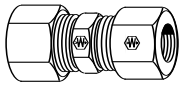

SPECIFICATIONS

	TUBE O.D. (IN.)	TUBE O.D. (IN.)
62RX4X2	1/4	1/8
62RX6X4	3/8	1/4
62RX8X6	1/2	3/8
62RX10X6	5/8	3/8

Male Ball Check Connector

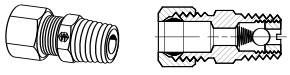

SPECIFICATIONS

	TUBE O.D. (IN.)	MALE PIPE (IN.)
63X3	3/16	1/8
63X4	1/4	1/8
63X5	5/16	1/8
63X6	3/8	1/4

Union Tee

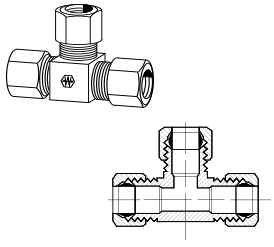

SPECIFICATIONS

	TUBE O.D. (IN.)
64X2	1/8
64X3	3/16
64X4	1/4
64X5	5/16
64X6	3/8
64X8	1/2
64X10	5/8

Union Elbow (90°)

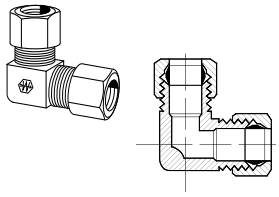

SPECIFICATIONS

	TUBE O.D. (IN.)
65X2	1/8
65X3	3/16
65X4	1/4
65X5	5/16
65X6	3/8
65X8	1/2
65X12	3/4

Female Connector

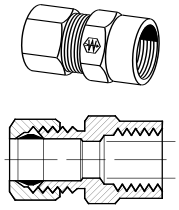

SPECIFICATIONS

	TUBE O.D. (IN.)	FEMALE PIPE (IN.)
66X2	1/8	1/8
66X3	3/16	1/8
66X3X4	3/16	1/4
66X4	1/4	1/8
66X4X4	1/4	1/4
66X5	5/16	1/8
66X5X4	5/16	1/4
66X6	3/8	1/4
66X6X2	3/8	1/8
66X6X6	3/8	3/8
66X6X8	3/8	1/2
66X8	1/2	3/8
66X8X8	1/2	1/2
66X10X6	5/8	3/8
66X10	5/8	1/2

Male Connector

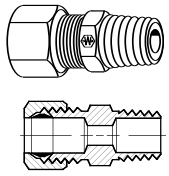

SPECIFICATIONS

	TUBE O.D. (IN.)	MALE PIPE (IN.)
68X2X1	1/8	1/16
68X2	1/8	1/8
68X3	3/16	1/8
68X3X4	3/16	1/4
68X4	1/4	1/8
68X4X4	1/4	1/4
68X4X6	1/4	3/8
68X5	5/16	1/8
68X5X4	5/16	1/4
68X6	3/8	1/4
68X6X2	3/8	1/8
68X6X6	3/8	3/8
68X6X8	3/8	1/2
68X7	7/16	1/4
68X8	1/2	3/8
68X8X4	1/2	1/4
68X8X8	1/2	1/2
68X10	5/8	1/2
68X10X6	5/8	3/8
68X12	3/4	1/2
68X12X12	3/4	3/4

Male Elbow (90°)

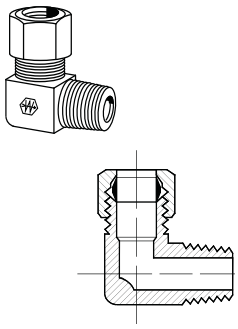

SPECIFICATIONS

	TUBE O.D. (IN.)	MALE PIPE (IN.)
69X2	1/8	1/8
69X2X1	1/8	1/16
69X3	3/16	1/8
69X4	1/4	1/8
69X4X4	1/4	1/4
69X4X8	1/4	1/2
69X5	5/16	1/8
69X5X4	5/16	1/4
69X5X6	5/16	3/8
69X6	3/8	1/4
69X6X2	3/8	1/8
69X6X6	3/8	3/8
69X6X8	3/8	1/2
69X7	7/16	1/4
69X8	1/2	3/8
69X8X4	1/2	1/4
69X8X8	1/2	1/2
69X10	5/8	1/2
69X12	3/4	1/2
69X12X12	3/4	3/4

Female Elbow (90°)

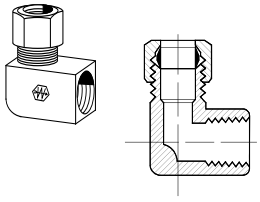

SPECIFICATIONS

	TUBE O.D. (IN.)	FEMALE PIPE (IN.)
70X2	1/8	1/8
70X3	3/16	1/8
70X4	1/4	1/8
70X4X4	1/4	1/4
70X5	5/16	1/8
70X6	3/8	1/4
70X8	1/2	3/8

Male Run Tee

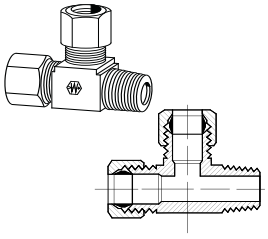

SPECIFICATIONS

	TUBE O.D. (IN.)	MALE PIPE (IN.)
71X2	1/8	1/8
71X3	3/16	1/8
71X4	1/4	1/8
71X4X4	1/4	1/4
71X5	5/16	1/8
71X6	3/8	1/4
71X8	1/2	3/8

Male Branch Tee

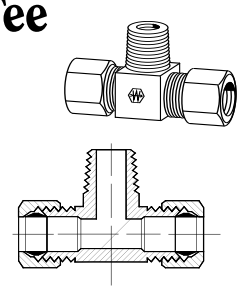

SPECIFICATIONS

	TUBE O.D. (IN.)	MALE PIPE (IN.)
72X2	1/8	1/8
72X3	3/16	1/8
72X4	1/4	1/8
72X4X4X4	1/4	1/4
72X5	5/16	1/8
72X6	3/8	1/4
72X6X6X2	3/8	1/8
72X6X6X6	3/8	3/8
72X8	1/2	3/8

Bulkhead Union

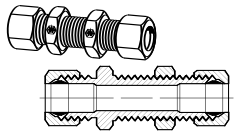

SPECIFICATIONS

	TUBE O.D. (IN.)
74X4	1/4
74X5	5/16
74X6	3/8
74X8	1/2

Adapter Tee

FEMALE TO MALE PIPE ON RUN

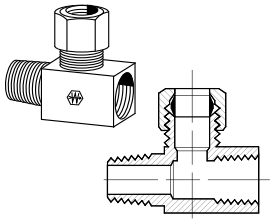

SPECIFICATIONS

	TUBE O.D. (IN.)	MALE PIPE (IN.)	FEMALE PIPE (IN.)
76X3	3/16	1/8	1/8
76X4	1/4	1/8	1/8

Brass Insert

TUBE SUPPORT

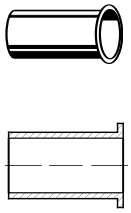

SPECIFICATIONS

	REFERENCE #	TUBE O.D. (IN.)	TUBE WALL THICKNESS (IN.)
PIX2	2030X2	1/8	.023
PIX3	2030X3	3/16	.040
PIX4	2030X4	1/4	.040
PIX5	2030X5	5/16	.062
PIX6	2030X6	3/8	.062
PIX8	2030X8	1/2	.062
PIX10	2030X10	5/8	.062
PIX12	2030X12	3/4	.092/.094

Use for internal tube support when compression type fittings are used with synthetic tubing (PT200 & PT240)

Bulkhead Nut

SPECIFICATIONS

	REFERENCE #	TUBE O.D. (IN.)	THREAD SIZE (IN.)
4BLKHD-NUT	0102X4	1/4	7/16 - 24
5BLKHD-NUT	0102X5	5/16	1/2 - 24
6BLKHD-NUT	0102X6	3/8	9/16 - 24
8BLKHD-NUT	0102X8	1/2	11/16 - 20

Quick Reference

PRESSURE: Exceeds pressure requirements of all air brake systems.
USED WITH: Copper tubing in air brake systems.
TEMPERATURE: -65°F to +250°F.
CONFORMANCE: Meets specifications and standards of SAE and MS (Military Standards) and DOT.
MATERIAL: CA360 brass

For copper tubing see page 411

QUICK REFERENCE CHART

DASH SIZE	TUBE O.D. (IN.)	TUBE THREAD SIZE (IN.)	PIPE THREAD SIZE (IN.)
4	1/4	7/16 - 20	1/4 - 18
6	3/8	17/32 - 24	3/8 - 18
8	1/2	11/16 - 20	1/2 - 14
10	5/8	13/16 - 18	–
12	3/4	1 - 18	3/4 - 14

Airbrake Fittings for Copper Tubing

Sleeve

SPECIFICATIONS

PRODUCT I.D.		TUBE O.D. (IN.)
	REFERENCE #	
160X4	1360X4	1/4
160X6	1360X6	3/8
160X8	1360X8	1/2
160X10	1360X10	5/8
160X12	1360X12	3/4

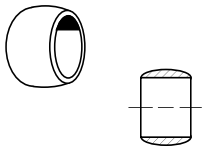

Nut

SPECIFICATIONS

PRODUCT I.D.		TUBE O.D. (IN.)
	REFERENCE #	
161X4	1361X4	1/4
161X6	1361X6	3/8
161X8	1361X8	1/2
161X10	1361X10	5/8
161SPX10*	1361X108	5/8
161X12	1361X12	3/4

* Bendix-Westinghouse special 7/8-18 thread

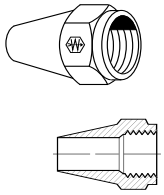

Union

SPECIFICATIONS

PRODUCT I.D.		TUBE O.D. (IN.)
	REFERENCE #	
162X4	1362X4	1/4
162X5	1362X5	5/16
162X6	1362X6	3/8
162X8	1362X8	1/2
162X10	1362X10	5/8
162X12	1362X12	3/4

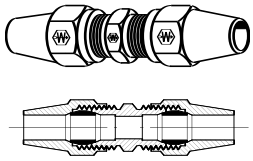

Union Tee

SPECIFICATIONS

PRODUCT I.D.		TUBE O.D. (IN.)	TUBE O.D. (IN.)	TUBE O.D. (IN.)
	REFERENCE #			
164X4	–	1/4	1/4	1/4
164X6	1364X6	3/8	3/8	3/8
164X8	1364X8	1/2	1/2	1/2
164X12	–	3/4	3/4	3/4

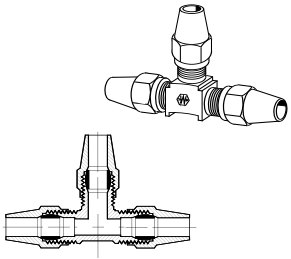

Female Connector

SPECIFICATIONS

PRODUCT I.D.		TUBE O.D. (IN.)	FEMALE PIPE (IN.)
	REFERENCE #		
166X4	–	1/4	1/8
166X6X2	–	3/8	1/8
166X6	1366X6	3/8	1/4
166X8	1366X8	1/2	3/8
166X8X8	–	1/2	1/2
166X10	–	5/8	1/2
166X12	–	3/4	1/2

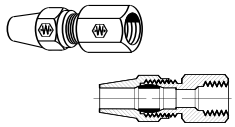

Male Connector

SPECIFICATIONS

PRODUCT I.D.		TUBE O.D. (IN.)	FEMALE PIPE (IN.)
	REFERENCE #		
168X4	1368X4	1/4	1/8
168X4X4	1368X4X4	1/4	1/4
168X5	–	5/16	1/8
168X5X4	–	5/16	1/4
168X6X2	1368X6X2	3/8	1/8
168X6	1368X6	3/8	1/4
168X6X6	1368X6X6	3/8	3/8
168X6X8	1368X6X8	3/8	1/2
168X8X4	1368X8X4	1/2	1/4
168X8	136X8	1/2	3/8
168X8X8	1368X8X8	1/2	1/2
168X10X6	1368X10X6	5/8	3/8
168X10	1368X10	5/8	1/2
168X10X12	–	5/8	3/4
168X12	1368X12	3/4	1/2

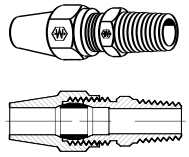

Male Elbow (90°)

SPECIFICATIONS

PRODUCT I.D.		TUBE O.D. (IN.)	MALE PIPE (IN.)
	REFERENCE #		
169X4	1369X4	1/4	1/8
169X4X4	1369X4X4	1/4	1/4
169X5X4	–	5/16	1/4
169X6X2	1369X6X2	3/8	1/8
169X6	1369X6	3/8	1/4
169X6X6	1369X6X6	3/8	3/8
169X6X8	1369X6X8	3/8	1/2
169X8X4	1369X8X4	1/2	1/4
169X8	1369X8	1/2	3/8
169X8X8	1369X8X8	1/2	1/2
169X10X6	1369X10X6	5/8	3/8
169X10	1369X10	5/8	1/2

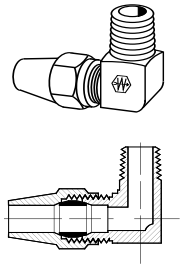

AIRBRAKE FITTINGS FOR COPPER TUBING

(90°) Male Elbow Long

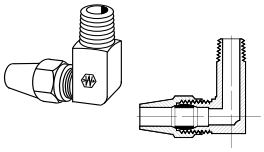

SPECIFICATIONS

PRODUCT I.D.		TUBE O.D. (IN.)	MALE PIPE (IN.)
	REFERENCE #		
169LX6	1369X6L	⅜	¼
169LX8	1369X8L	½	⅜

Male Branch Tee

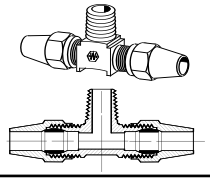

SPECIFICATIONS

PRODUCT I.D.		TUBE O.D. (IN.)	MALE PIPE (IN.)
	REFERENCE #		
172X6	1372X6	⅜	¼
172X6X6	1372X6X6X6	⅜	⅜
172X8	1372X8	½	⅜

Male Run Tee

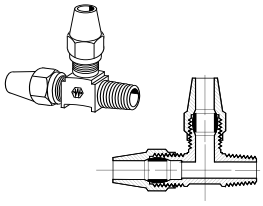

SPECIFICATIONS

PRODUCT I.D.		TUBE O.D. (IN.)	MALE PIPE (IN.)
	REFERENCE #		
171X6X2	–	⅜	⅛
171X6	1371X6	⅜	¼
171X6X6	1371X6X6X6	⅜	⅜
171X8	1371X8	½	⅜

Adapter Tee

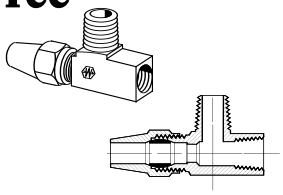

SPECIFICATIONS

PRODUCT I.D.		TUBE O.D. (IN.)	MALE PIPE (IN.)	FEMALE PIPE (IN.)
	REFERENCE #			
145X6	1382X6X4X4	⅜	¼	¼

AIRBRAKE BULKHEAD ADAPTERS

Airbrake Bulkhead Adapters

Bulkhead Coupling (steel)

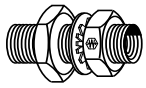

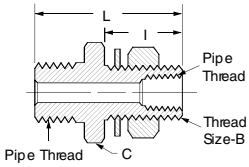

SPECIFICATIONS

	MALE PIPE (IN.)	FEMALE PIPE (IN.)	"B" SIZE (IN.)	"C" HEX (IN.)	"I" (IN.)	"L" (IN.)
W05498	½	¼	¾ - 16	1 ¼	1.13	2.16
W05499	½	¼	¾ - 16	1 ¼	1.53	2.53

Bulkhead Coupling (steel)

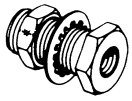

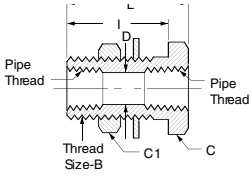

SPECIFICATIONS

	FEMALE PIPE (IN.)	"B" SIZE (IN.)	"C" HEX (IN.)	"CL" HEX (IN.)	"D" (IN.)	"I" (IN.)	"L" (IN.)
W05465	¼	¾ - 16	1	15/16	.422	1.25	1.50
W21204	¼	¾ - 16	1	15/16	.422	0.69	0.94

Bulkhead Coupling (steel)



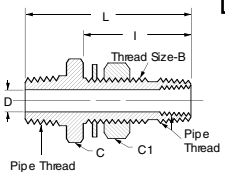

SPECIFICATIONS

	MALE PIPE (IN.)	FEMALE PIPE (IN.)	"B" SIZE (IN.)	"C" HEX (IN.)	"CL" HEX (IN.)	"D" (IN.)	"I" (IN.)	"L" (IN.)
W05730	½	½	1 - 14	1 ¼	1 ⅜	.375	1.88	2.94
W23464	½	¼	1 - 14	1 ¼	1 ⅜	.375	2.88	3.94

AIRBRAKE FITTINGS FOR NYLON TUBING

Quick Reference

PRESSURE: Up to 150 psi.
USED WITH: Nylon Tubing - SAE J844 Type A & B. (NT100)
TEMPERATURE: -40°F to +200°F.
CONFORMANCE: Meets specifications and standards of SAE and DOT FMVSS 571.106.

For nylon tubing see page 412

* For ⅛" tube O.D. see Road Ranger page 322

QUICK REFERENCE CHART

DASH SIZE	TUBE O.D. (IN.)	TUBE THREAD SIZE (IN.)	PIPE THREAD SIZE (IN.)
4	¼	7/16 - 24	¼ - 18
6	⅜	17/32 - 24	⅜ - 18
8	½	11/16 - 20	½ - 14
10	⅝	13/16 - 18	–
12	¾	1 - 18	¾ - 14

Airbrake Fittings for Nylon Tubing

Sleeve

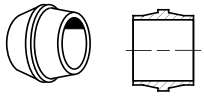

SPECIFICATIONS

	TUBE O.D. (IN.)
1460X4	¼
1460X6	⅜
1460X8	½
1460X10	⅝
1460X12	¾

Nut

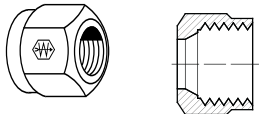

SPECIFICATIONS

	TUBE O.D. (IN.)
1461X4	¼
1461X6	⅜
1461X8	½
1461X10	⅝
1461X12	¾

Insert

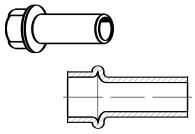

SPECIFICATIONS

	TUBE O.D. (IN.)
1484X4	¼
1484X6	⅜
1484X8	½
1484X10	⅝
1484X12	¾

Union

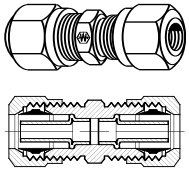

SPECIFICATIONS

	TUBE O.D. (IN.)
1462X4	¼
1462X6	⅜
1462X8	½
1462X10	⅝
1462X12	¾

Union Tee

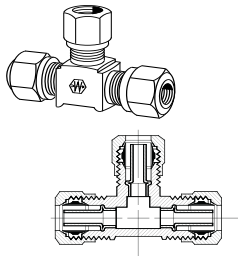

SPECIFICATIONS

	(1) TUBE O.D. (IN.)	(2) TUBE O.D. (IN.)	(3) TUBE O.D. (IN.)
1464X4	¼	¼	¼
1464X4X6X6	¼	⅜	⅜
1464X6	⅜	⅜	⅜
1464X6X6X4	⅜	⅜	¼
1464X6X6X8	⅜	⅜	½
1464X8	½	½	½
1464X8X6X8	½	⅜	½
1464X8X8X6	½	½	⅜
1464X10	⅝	⅝	⅝

Union Elbow 90°

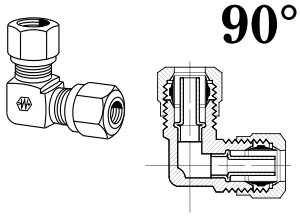

SPECIFICATIONS

	TUBE O.D. (IN.)
1465X4	¼
1465X6	⅜
1465X8	½
1465X10	⅝

Female Connector

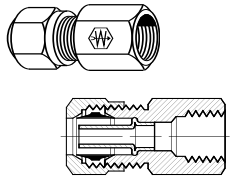

SPECIFICATIONS

	TUBE O.D. (IN.)	FEMALE PIPE (IN.)
1466X4	¼	⅛
1466X4X4	¼	¼
1466X6	⅜	¼
1466X6X2	⅜	⅛
1466X6X6	⅜	⅜
1466X8	½	⅜
1466X8X8	½	½
1466X10	⅝	½
1466X12	¾	½

AIRBRAKE FITTINGS FOR NYLON TUBING

Male Connector

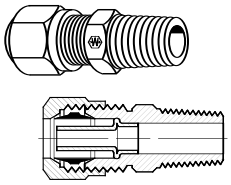

SPECIFICATIONS

	TUBE O.D. (IN.)	MALE PIPE (IN.)
1468X4	¼	⅛
1468X4X1	¼	
1468X4X4	¼	¼
1468X4X6	¼	⅜
1468X6	⅜	¼
1468X6X2	⅜	⅛
1468X6X6	⅜	⅜
1468X6X8	⅜	½
1468X8	½	⅜
1468X8X4	½	¼
1468X8X8	½	½
1468X8X12	½	¾
1468X10	⅝	½
1468X10X6	⅝	⅜
1468X10X12	⅝	¾
1468X12	¾	½
1468X12X12	¾	¾

(90°) Male Elbow

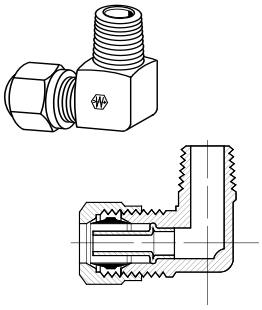

SPECIFICATIONS

	TUBE O.D. (IN.)	MALE PIPE (IN.)
1469X4	¼	⅛
1469X4X4	¼	¼
1469X4X6	¼	⅜
1469X6	⅜	¼
1469X6L*	⅜	¼
1469X6X2	⅜	⅛
1469X6X6	⅜	⅜
1469X6X8	⅜	½
1469X8	½	⅜
1469X8L*	½	⅜
1469X8X4	½	¼
1469X8X8	½	½
1469X10	⅝	½
1469X10X6	⅝	⅜
1469X10X12	⅝	¾
1469X12	¾	½
1469X12L*	¾	½
1469X12X6	¾	⅜

(90°) Female Elbow

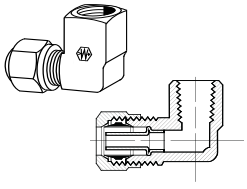

SPECIFICATIONS

	TUBE O.D. (IN.)	FEMALE PIPE (IN.)
1470X4	¼	⅛
1470X6X2	⅜	⅛
1470X6	⅜	¼
1470X8	½	⅜

Male Run Tee

SPECIFICATIONS

	(1) TUBE O.D. (IN.)	(2) TUBE O.D. (IN.)	MALE PIPE (IN.)
1472X4	¼	¼	⅛
1472X4X4X4	¼	¼	¼
1472X6	⅜	⅜	¼
1472X6X4X4	⅜	¼	¼
1472X6X6X2	⅜	⅜	⅛
1472X6X6X6	⅜	⅜	⅜
1472X8X8X4	½	½	¼
1472X8	½	½	⅜
1472X8X6X6	½	⅜	⅜
1472X10X10X4	⅝	⅝	¼

Male Branch Tee

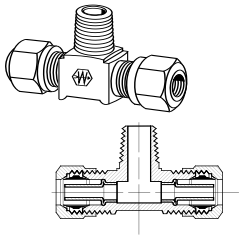

SPECIFICATIONS

	(1) TUBE O.D. (IN.)	(2) TUBE O.D. (IN.)	(3) MALE PIPE (IN.)
1471X4	¼	¼	⅛
1471X4X4X4	¼	¼	¼
1471X6	⅜	⅜	¼
1471X6X4X4	⅜	¼	¼
1471X6X6X6	⅜	⅜	⅜
1471X8	½	½	⅜

Bulkhead Union

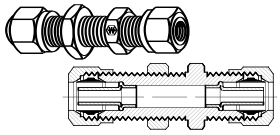

SPECIFICATIONS

	TUBE O.D. (IN.)
1474X4	¼
1474X6	⅜
1474X8	½
1474X10	⅝

(45°) Male Elbow

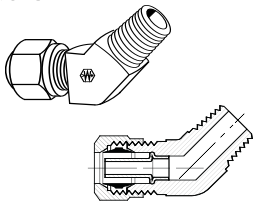

SPECIFICATIONS

	TUBE O.D. (IN.)	MALE PIPE (IN.)
1480X4	¼	⅛
1480X6	⅜	¼
1480X6X2	⅜	⅛
1480X6X6	⅜	⅜
1480X6X8	⅜	½
1480X8	½	⅜
1480X8X4	½	¼
1480X8X8	½	½
1480X10	⅝	½

Adapter Tee

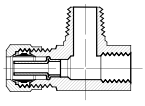

SPECIFICATIONS

	(1) TUBE O.D. (IN.)	(2) FEMALE PIPE (IN.)	(3) MALE PIPE (IN.)
1482X6X4X4	⅜	¼	¼
1482X6X4X6	⅜	¼	⅜

See Tubing for "Nylon Airbrake Tubing" page 412

AIRBRAKE ASSORTMENT

PART #: AIRBRAKE-KIT

FEATURES:

- Complete assortment of repairing truck airbrake lines.
- Contains DOT approved brass airbrake fittings for servicing nylon brake & secondary air lines.
- Coverage needed to service work by fleets, repair shops & farm implement dealers.
- 136 items, 300' tubing, 150' hose
- Labeled metal 18 drawer cabinet.

SPECIFICATIONS

	DESCRIPTION	QTY.
H38CX6X4	Brake Hose Connector	2
H38CX6X6	Brake Hose Connector	2
H48CX8X6	Brake Hose Connector	2
H38CSX6X4	Brake Hose Connector	2
H48CSX8X6	Brake Hose Connector	2
H32	Brake Hose Union	2
H42	Brake Hose Union	2
H30	⅜" Hose Ferrul	12
H40	½" Brake Sleeve	4
H38ABS	Air Brake Swivel ⅜"	2
H138X6X4	⅜" - ¼" Airbrake Swivel	2
W13630	Gladhand Seal	12
W75150	Universal Gladhand	2
1460X4	Sleeve	6
1460X6	Sleeve	6
1460X8	Sleeve	4
1460X10	Sleeve	4
1461X4	Nut, Air Brake	4
1461X6	Nut, Air Brake	4
1461X8	Nut, Air Brake	2
1461X10	Nut, Air Brake	2
1462X4	Union, Air Brake	2
1462X6	Union, Air Brake	4
1462X8	Union, Air Brake	1
1462X10	Union, Air Brake	1
1468X4	Male Connect Air Brake	2
1468X4X4	Male Connect Air Brake	2

SPECIFICATIONS

	DESCRIPTION	QTY.
1468X6	Male Connect Air Brake	2
1468X6X2	Male Connect Air Brake	2
1468X6X6	Male Connect Air Brake	1
1468X6X8	Male Connect Air Brake	1
1468X8	Male Connect Air Brake	2
1468X8X4	Male Connect Air Brake	1
1468X10	Male Connect Air Brake	1
1468X10X6	Male Connect Air Brake	1
1469X4	Male ELL. Air Brake	2
1469X4X4	Male EL. Air Brake	2
1469X6	Male EL. Air Brake	2
1469X6X2	Male EL, LNG, Air Brake	2
1469X6X6	Male EL, Air Brake	1
1469X6X8	Male EL, Air Brake	1
1469X8	Male EL, Air Brake	1
1469X8X4	Male EL, Air Brake	1
1469X10X6	Male EL, Air Brake	1
1484X4	Tubing Insert, Air Brake	6
1484X6	Tubing Insert, Air Brake	6
1484X8	Tubing Insert, Air Brake	4
1484X10	Tubing Insert, Air Brake	4
AIRBRAKE-6	J1402 ⅜" Air Brake Hose	100
AIRBRAKE-8	½" Air Brake J1402	50
NT10004BK	¼" Black Nylon Tubing	100
NT10006BK	⅜" Black Nylon Tubing	100
NT10008BK	½" Black Nylon Tubing	50
NT10010BK	⅝" Black Nylon Tubing	50

Road Ranger™ Transmission Fitting for ⅛" & 5/32" Nylon Tubing

Collet (slotted sleeve)

SPECIFICATIONS

	TUBE O.D. (IN.)
P60X2	⅛
P60X2.5	5/32

Nut

SPECIFICATIONS

	TUBE O.D. (IN.)
P61X2	⅛
P61X2.5	5/32

Union

SPECIFICATIONS

	TUBE O.D. (IN.)
P62X2	⅛
P62X2.5	5/32

Male Connector

SPECIFICATIONS

	TUBE O.D. (IN.)	MALE PIPE (IN.)
P68X2X1	⅛	1/16
P68X2	⅛	⅛
P68X2.5	5/32	⅛
P68X2.5X1	5/32	1/16

Male Elbow

SPECIFICATIONS

	TUBE O.D. (IN.)	MALE PIPE (IN.)
P69X2X1	⅛	1/16
P69X2	⅛	⅛
P69X2.5	5/32	⅛

Tube Insert

SPECIFICATIONS

	TUBE O.D. (IN.)
PIX2	⅛
PIX2.5	5/32

See Tubing for "Nylon Airbrake Tubing" page 412

Road Ranger Kit

Transmission Fittings and Tubing aassortment

SPECIFICATIONS

	DESCRIPTION	QTY.
P60X2	Slotted Sleeve	50
P62X2	Tube Union	20
P68X2	Male Connector	10
P68X2X1	Male Connector	10
P69X2	Compression Elbow	10
P69X2X1	Compression Elbow	10
NT10002BK	⅛" Black Nylon Tubing	100

PART # ROAD-RANGER-KIT

BRASS AIRBRAKE FITTINGS - SLEEVE TYPE

Brass Airbrake Fittings - Sleeve Type Use with SAE J1402 Type A Rubber Airbrake Hose

Airbrake Rubber Hose SAE J1402 Type A (DOT A1)

SPECIFICATIONS

	HOSE I.D. (IN.)	HOSE O.D. (IN.)
AIRBRAKE-6	⅜	¾
AIRBRAKE-8	½	⅞

125 psi Working psi
900 psi Burst

ASSEMBLY INSTRUCTIONS:

- Slide nut and sleeve onto hose. Make sure bevel edge of sleeve faces out towards fitting
- Push hose into fitting until it bottoms
- Tighten nut down all the way

Connector

SPECIFICATIONS

PRODUCT I.D.		HOSE I.D. (IN.)	MALE PIPE (IN.)
	REFERENCE #		
H38CX6X4	W15540	⅜	¼
H38CX6X6	W24887	⅜	⅜
H38CX6X8	W15539	⅜	½
H48CX8X6	W33883	½	⅜
H48CX8X8	W33884	½	½

Connector with Spring Guard

SPECIFICATIONS

PRODUCT I.D.		HOSE I.D. (IN.)	MALE PIPE (IN.)
	REFERENCE #		
H38CSX6X4	W15536	⅜	¼
H38CSX6X6	W23907	⅜	⅜
H38CSX6X8	W15535	⅜	½
H48CSX8X6	W33885	½	⅜
H48CSX8X8	W33886	½	½

BRASS AIRBRAKE FITTINGS - SLEEVE TYPE

Hose Mender

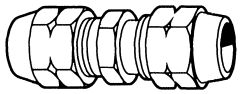

SPECIFICATIONS

PRODUCT I.D.		HOSE I.D. (IN.)
	REFERENCE #	
H32	W16678	⅜
H42	W33887	½

Sleeve

SPECIFICATIONS

PRODUCT I.D.		HOSE I.D. (IN.)
	REFERENCE #	
H30	W03610	⅜
H40	W33801	½

Nut

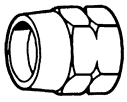

SPECIFICATIONS

PRODUCT I.D.		HOSE I.D. (IN.)
	REFERENCE #	
H31	W03624	⅜
H41	W33802	½

Nut for Spring Guard

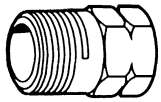

SPECIFICATIONS

PRODUCT I.D.		HOSE I.D. (IN.)
	REFERENCE #	
HS31	W06313	⅜
HS41	W33803	½

Spring Guard

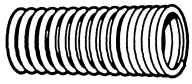

SPECIFICATIONS

PRODUCT I.D.		HOSE I.D. (IN.)
	REFERENCE #	
H31SP	W01045	⅜
H41SP	W33804	½

Insert

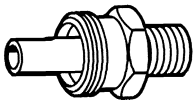

SPECIFICATIONS

PRODUCT I.D.		HOSE I.D. (IN.)	MALE PIPE (IN.)
	REFERENCE #		
H38X6X4	W15993	⅜	¼
H38X6X6	W33470	⅜	⅜
H38X6X8	W15992	⅜	½
H48X8X6	W33888	½	⅜
H48X8X8	W33889	½	½

Female Connector

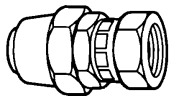

SPECIFICATIONS

PRODUCT I.D.		HOSE I.D. (IN.)	AIRBRAKE THREAD (IN.)
	REFERENCE #		
H38ABS	W26292	⅜	¾ - 20
H48ABS	W33881	½	⅞ - 20

Female Connector with Adapter

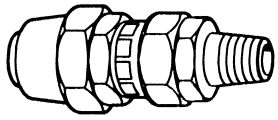

SPECIFICATIONS

PRODUCT I.D.		HOSE I.D. (IN.)	MALE PIPE (IN.)
	REFERENCE #		
H38CABS	W26293	⅜	¼
H48CABS	W33882	½	⅜

Adapter

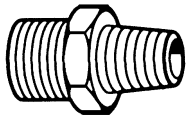

SPECIFICATIONS

PRODUCT I.D.		MALE PIPE (IN.)	AIRBRAKE THREAD (IN.)
	REFERENCE #		
H138X6X4	W02687	¼	⅜
H138X6X6	–	–	–
H148X8X6	W33805	⅜	½
H148X8X8	W33806	½	½

Gladhand Couplings

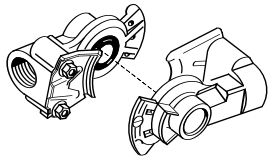

SPECIFICATIONS

	DESCRIPTION
W78851	Emergency coupling
W75150	Universal coupling

Gladhand Seal

SPECIFICATIONS

#
W14630

* Double lip

BRASS AIRBRAKE FITTINGS - SLEEVE TYPE

Air Brake Air Chamber Hose Lines (¼" ends)

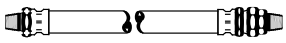

SPECIFICATIONS

PRODUCT I.D.		OVERALL LENGTH (IN.)
# 1/4" I.D. HOSE ASSEMBLY	# 1/2" I.D. HOSE ASSEMBLY	
38166-01812	38353-01800	18 ⅛
38166-02137	38353-02037	20 ⅜
38166-02412	38353-02400	24 ⅛
38166-02837	38353-02837	28 ⅜
38166-03012	38353-03000	30 ⅛
38166-03200	38353-03200	32
38166-03437	38353-03437	34 ⅜
38166-03612	38353-03600	36 ⅛
38166-04112	38353-04112	41 ⅛

Throttle Stop

PART # 1548

"Push -Pull" Controls (T-locking)

For small to mid-size engine throttles, govenors, chokes, fuel shut offs.

SPECIFICATIONS

	"G" LENGTH (IN.)	"H" LENGTH OF WIRE (IN.)	KNOB TYPE	"A" KNOB SIZE (IN.)	KNOB COLOR	KNOB MATERIAL	KNOB LETTERING	"C" KNOB TRAVEL (IN.)	"J" THREAD SIZE (IN.)	"D" THREADED LENGTH (IN.)	"E" CONDUIT SIZE (IN.)	CONDUIT MATERIAL	"P" WIRE SIZE (IN.)
8370	108	5	T-Handle	2	Chrome	Cast Zinc	Lock	3	9/16 - 18	¾	3/16	Steel	.054
8371	180	6	T-Handle	2	Chrome	Cast Zinc	Lock	3	9/16 - 18	¾	3/16	Steel	.054

GREASE FITTINGS

Grease Fittings

Grease Gun Coupler

SPECIFICATIONS

#
405

Fits all ⅛" Pipe threads (3,000 psi)

⅛" Grease Hose Assemblies

SPECIFICATIONS

#	LENGTH (IN.)
GH-12	12
GH-18	18
GH-24	24
GH-36	36
GH-48	48
GH-72	72

Grease Fittings Kits

PART # 159503

35 piece S.A.E. grease fitting assortment kit

PART # ZA100

100 piece S.A.E. grease fitting assortment kit

PART # ZA365

365 piece S.A.E. & drive in assortment kit

Metric Grease Fittings Kits

PART # ZAM100

100 piece Metric grease fitting assortment kit

PART # 159515

35 piece metric grease fitting assortment kit

Grease Fittings cont...

⅛" Pipe Thread with Ball Check

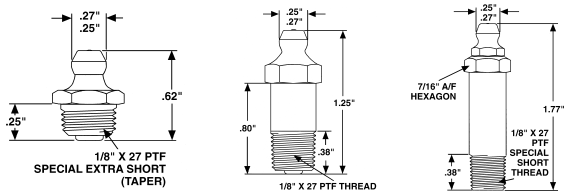

SPECIFICATIONS

	PRODUCT I.D.					
	#	#	#	#	#	#
	827-02	827-00	827-18	827-07	827-19	827-20
REF. #	H1644	Z800	H1618	H1607	H1669	H1684
LENGTH (IN.)	37/64	5/8	1	1 1/4	1 3/4	2 5/8

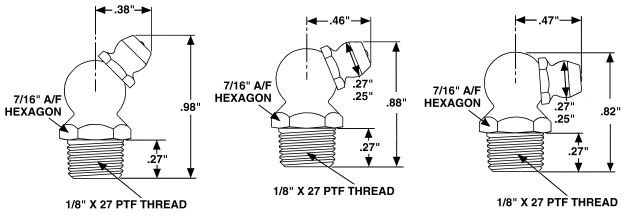

SPECIFICATIONS

	PRODUCT I.D.				
	30° ANGLE	45° ANGLE	65° ANGLE	65° ANGLE	90° ANGLE
	827-30	827-45	827-68	827-67	827-90
REF. #	Z830	Z845	L1623	Z865A	Z890
LENGTH (IN.)	19/64	57/64	1 1/4	27/32	27/32

¼" - 28" SAE Taper Thread

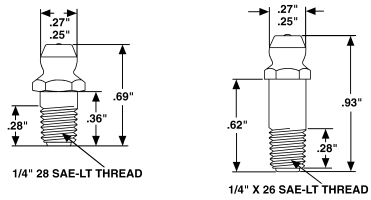

SPECIFICATIONS

	PRODUCT I.D.			
	428-00	428-01	428-02	428-03
REF. #	Z400	Z400-34	Z400-1	H1698
LENGTH (IN.)	35/64	11/16	15/16	1 1/8

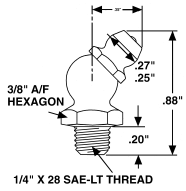

SPECIFICATIONS

	PRODUCT I.D.		
	45° ANGLE	65° ANGLE	90° ANGLE
	428-45	428-68	428-90
REF. #	Z445	Z465	Z490
LENGTH (IN.)	13/16	25/32	3/4

Grease Fittings - Metric

Straight

SPECIFICATIONS

	SIZE (MM.)	LENGTH (IN.)
ZM56-W	6	19/32
ZM58-W	8	5/8
ZM510-W	10	5/8

90°

SPECIFICATIONS

	SIZE (MM.)	LENGTH (IN.)
ZM906-W	6	3/4
ZM908-W	8	3/4
ZM9010-W	10	3/4

45°

SPECIFICATIONS

	SIZE (MM.)	LENGTH (IN.)
ZM456-W	6	13/32
ZM458-W	8	13/16
ZM4510-W	10	13/16

Drive Fittings

SPECIFICATIONS

	REFERENCE #	DRIVE SIZE (IN.)	OVERALL LENGTH (IN.)
502-00	–	1/8	9/16
503-00	Z316	3/16	33/64
504-00	Z14	1/4	35/64
504-09	–	1/4	15/32
505-00	Z516	5/16	9/16
505-01	–	5/16	5/8
506-00	Z38	3/8	5/8

Threaded/Drive Fittings

1/4" - 28/Drive

SPECIFICATIONS

PRODUCT I.D.		
	REF. #	LENGTH (IN.)
428D-00	Z1400A	37/64
428D-45	Z1445A	13/16
428D-90	Z1490A	3/4

To be screwed into a 1/8"-28 taper tapped hole or driven into a .228 hole (+.005 / -.002)

1/8" Pipe/Drive

SPECIFICATIONS

PRODUCT I.D.	
827D-00	827D-90

To be screwed into a 1/8" pipe tapped hole or driven into a .375 hole (+.005 / -.002)

Other Threaded Fittings

(PART # under illustration)

1/4" Pipe Thread

SPECIFICATIONS

	PRODUCT I.D.		
	STRAIGHT	45° ANGLE	65° ANGLE
	900-00	900-65	900-45
REF. #	Z900	Z965	Z945
LENGTH (IN.)	7/8	31/32	1 7/64

3/8" PT

SPECIFICATIONS

980-00

1/4"-28 NF

SPECIFICATIONS

428-05

Brass Polyline® Fittings

USED WITH: Polyethylene, or polyvinyl tubing for pneumatic instrumentation circuits, lubricant and coolant lines and in applications with other gases and liquids.

TEMPERATURE: Depends on tubing used:
-65°F to +250°F polyethylene
with brass sleeve and metal tubing.

VIBRATION: Excellent resistance.

Quick Reference

QUICK REFERENCE CHART

DASH SIZE	TUBE O.D. (IN.)	TUBE THREAD SIZE (IN.)	PIPE THREAD SIZE (IN.)
4	¼	⅜ - 24	¼ - 18
5	5/16	7/16 - 24	–
6	⅜	½ - 24	⅜ - 18
8	½	11/16 - 20	½ - 14

Interchanges with: Poly-Flo, Poly-Tite and Poly-Seal

Union

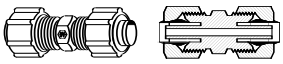

SPECIFICATIONS

	TUBE O.D. (IN.)
1262X4*	¼
1262X5	5/16
1262X6	⅜

Union Tee

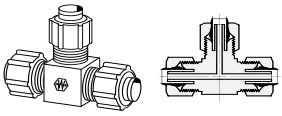

SPECIFICATIONS

	TUBE O.D. (IN.)
1264X4*	¼
1264X5	5/16
1264X6	⅜

Female Connector

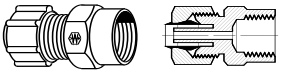

SPECIFICATIONS

	TUBE O.D. (IN.)	FEMALE PIPE (IN.)
1266X4*	¼	⅛
1266X4X4	¼	¼
1266X6	⅜	¼
1266X6X2	⅜	⅛
1266X8	½	½

Male Connector

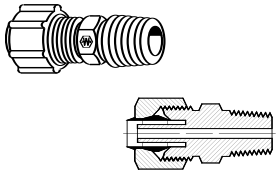

SPECIFICATIONS

	TUBE O.D. (IN.)	MALE PIPE (IN.)
1268X4*	¼	⅛
1268X4X4*	¼	¼
1268X4X6*	¼	⅜
1268X5	5/16	⅛
1268X5X4	5/16	¼
1268X6	⅜	¼
1268X6X2	⅜	⅛
1268X6X6	⅜	⅜
1268X8	½	⅜

Male Run Tee

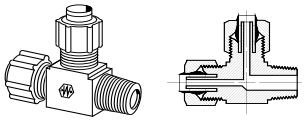

SPECIFICATIONS

	TUBE O.D. (IN.)	MALE PIPE (IN.)
1271X4*	¼	⅛
1271X4X4X4*	¼	¼
1271X5	5/16	⅛

Male Elbow

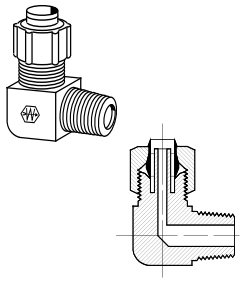

SPECIFICATIONS

	TUBE O.D. (IN.)	MALE PIPE (IN.)
1269X4*	¼	⅛
1269X4X4*	¼	¼
1269X4X6*	¼	⅜
1269X5	5/16	⅛
1269X5X4	5/16	¼
1269X6	⅜	¼
1269X6X2	⅜	⅛
1269X6X6	⅜	⅜
1269X8	½	⅜

Male Branch Tee

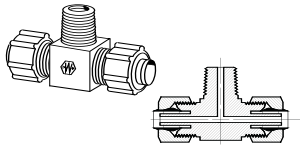

SPECIFICATIONS

	TUBE O.D. (IN.)	MALE PIPE (IN.)
1272X4*	¼	⅛
1272X4X4X4*	¼	¼
1272X5	5/16	⅛
1272X6	⅜	¼
1272X8	½	⅜

Plastic Sleeve

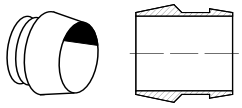

SPECIFICATIONS

	TUBE O.D. (IN.)
1260X4	¼
1260X5	5/16
1260X6	⅜
1260X8	½

Nut
(BRASS)

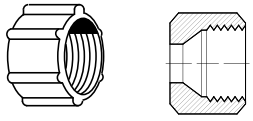

SPECIFICATIONS

	TUBE O.D. (IN.)
1261X4	¼
1261X5	5/16
1261X6	⅜
1261X8	½

*** NOTE:** Use PT24044 (.250 O.D. x .040 Wall) Polyethylene or PT20044 (.250 O.D. x .040 Wall) Polyvinyl Chloride (PVC) tubing

Mini Barb®

USED WITH: PT240 Polyethylene Tubing.
ADVANTAGES: Easy to assemble. One-piece, push-on design. Barbed lip provides safe, positive connection. Compact size permits use in extremely tight areas.
VIBRATION: Excellent vibration characteristics.
TUBING: See Polyethylene Tubing on page 413.

Union

SPECIFICATIONS

	TUBE O.D. (IN.)
1062X4	¼
1062X4L*	¼
1062X6	⅜
1062X8	½
1062X8X6	½ x ⅜

* Long

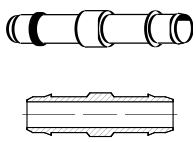

Union Tee

SPECIFICATIONS

	TUBE O.D. (IN.)
1064X4	¼
1064X6	⅜
1064X6X6X4	⅜ x ⅜ x ¼
1064X8	½

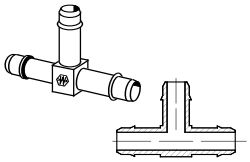

Union Elbow 90°

SPECIFICATIONS

	TUBE O.D. (IN.)
1065X4	¼
1065X6	⅜
1065X8	½

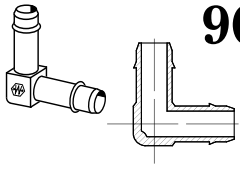

Male Connection

SPECIFICATIONS

	TUBE O.D. (IN.)	MALE PIPE (IN.)
1068X2.5X2	5/32	⅛
1068X4	¼	⅛
1068X4X1	¼	1/16
1068X4X4	¼	¼
1068X6	⅜	¼
1068X6X2	⅜	⅛
1068X6X8	⅜	½
1068X8	½	⅜

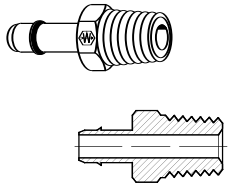

(90°) Male Elbow

SPECIFICATIONS

	TUBE O.D. (IN.)	MALE PIPE (IN.)
1069X4	¼	⅛
1069X4X1	¼	1/16
1069X4X4	¼	¼
1069X6	⅜	¼
1069X6X2	⅜	⅛
1069X8	½	⅜

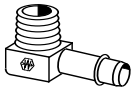

Male Run Tee

SPECIFICATIONS

	TUBE O.D. (IN.)	MALE PIPE (IN.)
1071X4	¼	⅛
1071X4X1	¼	1/16
1071X6	⅜	¼
1071X6X2	⅜	⅛
1071X8	½	⅜

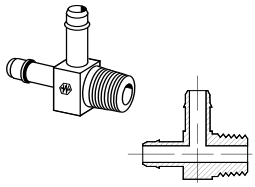

Male Branch Tee

SPECIFICATIONS

	TUBE O.D. (IN.)	MALE PIPE (IN.)
1072X4	¼	⅛
1072X6	⅜	¼
1072X6X2	⅜	⅛
1072X8	½	⅜

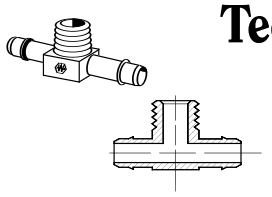

(90°) Female Elbow

SPECIFICATIONS

	TUBE O.D. (IN.)	FEMALE PIPE (IN.)
1070X4X4	¼	¼
1070X6	⅜	¼

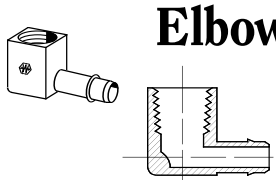

Plug

SPECIFICATIONS

	TUBE O.D. (IN.)
1073X4	¼
1073X6	⅜

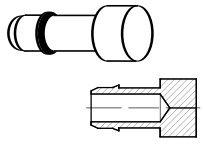

Bulkhead Union

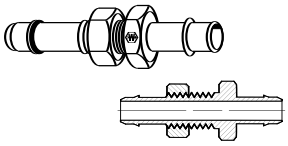

SPECIFICATIONS

	TUBE O.D. (IN.)	BULKHEAD THREAD (IN.)
1074X4	¼	5/16 - 24
1074X6	⅜	⅜ - 24
1074X8	½	½ - 24

Female Branch Tee

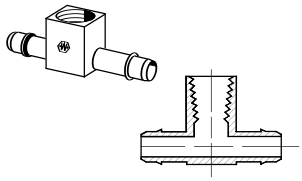

SPECIFICATIONS

	TUBE O.D. (IN.)	FEMALE PIPE (IN.)
1077X4	¼	⅛
1077X4X4	¼	¼

Adapter Tee

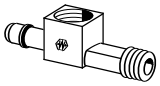

SPECIFICATIONS

	TUBE O.D. (IN.)	PIPE, MALE & FEAMLE (IN.)
1075X4	¼	⅛

Compression Connector

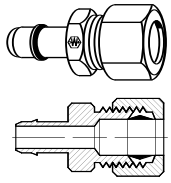

SPECIFICATIONS

	TUBE O.D. (IN.)	COMP. TUBE O.D. (IN.)
1078X4X4	¼	¼

Quick Reference

PRESSURE: Depends on tubing used. Will withstand burst pressure of standard tubing - up to 5,000 psi with bundy-weld (double flared) and 3,500 psi with copper tubing, depending on size.
USED WITH: Copper, brass, aluminum and steel hydraulic tubing that can be flared.
TEMPERATURE: -65°F to +250°F at maximum operating pressures.
APPLICATION: Hydralulic brake, power steering, fuel lines, and transmission cooler lines.

QUICK REFERENCE CHART

DASH SIZE	TUBE O.D. (IN.)	TUBE THREAD SIZE (IN.)	PIPE THREAD SIZE (IN.)
2	1/8	5/16 - 28	1/8 - 27
3	3/16	3/8 - 24	–
4	1/4	7/16 - 24	1/4 - 18
5	5/16	1/2 - 20	–
6	3/8	5/8 - 18	3/8 - 18
7	7/16	11/16 - 18	–
8	1/2	3/4 - 18	1/2 - 14
10	5/8	7/8 - 18	–
12	3/4	1 1/16 - 16	3/4 - 14
14	7/8	1 3/16 - 16	–
16	1	1 5/16 - 16	–

Inverted Flare

Tube Nuts

SPECIFICATIONS

PRODUCT I.D.		TUBE O.D. (IN.)
105X3	100X3	3/16
105X4	100X4	1/4
105X5	100X5	5/16
105X6	100X6	3/8
105X6X7*	-	3/8
105X8	100X8	1/2
105X10	-	5/8
105X14	-	7/8

* 7/16" male thread

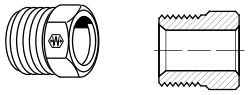

Plug (Steel)

SPECIFICATIONS

	MALE THREAD (IN.)
131X3	3/16
131X4	1/4
131X5	5/16
131X6	3/8

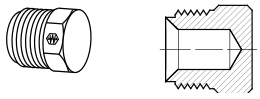

Ask us about BrakeQuip System for making DOT approved Braid Hose and Tubing.

Male Connector

SPECIFICATIONS

	TUBE O.D. (IN.)	MALE PIPE (IN.)
202X2	1/8	1/8
202X3	3/16	1/8
202X4	1/4	1/8
202X4X4	1/4	1/4
202X5	5/16	1/8
202X5X4	5/16	1/4
202X6	3/8	1/4
202X6X2	3/8	1/8
202X6X6	3/8	3/8
202X8	1/2	3/8
202X8X4	1/2	1/4
202X8X8	1/2	1/2
202X10	5/8	1/2
202X12X8	3/4	1/2

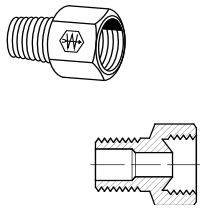

Female Connector

SPECIFICATIONS

	TUBE O.D. (IN.)	FEMALE PIPE (IN.)
252X2	1/8	1/8
252X3	3/16	1/8
252X4	1/4	1/8
252X5	5/16	1/8
252X6	3/8	1/4
252X7	7/16	1/4
252X8	1/2	3/8
252X10	5/8	1/2
252X12	3/4	3/4

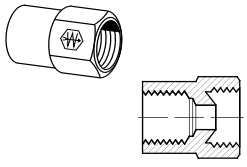

Union

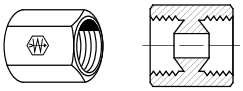

SPECIFICATIONS

	TUBE O.D. (IN.)
302X2	1/8
302X3	3/16
302X4	1/4
302X5	5/16
302X6	3/8
302X8	1/2

(45°) Male Elbow

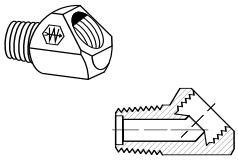

SPECIFICATIONS

	TUBE O.D. (IN.)	MALE PIPE (IN.)
352X4	1/4	1/8
352X5X4	5/16	1/4
352X6	3/8	1/4
352X6X2	3/8	1/8
352X8	1/2	3/8

(90°) Male Elbow

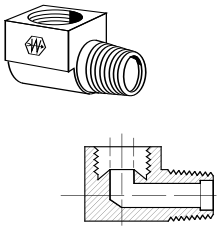

SPECIFICATIONS

	TUBE O.D. (IN.)	MALE PIPE (IN.)
402X2	1/8	1/8
402X3	3/16	1/8
402X4	1/4	1/8
402X4X4	1/4	1/4
402X5	5/16	1/8
402X5X4	5/16	1/4
402X6	3/8	1/4
402X6X2	3/8	1/8
402X6X6	3/8	3/8
402X8	1/2	3/8
402X8X4	1/2	1/4
402X8X8	1/2	1/2
402X12	3/4	3/4
431X4*	1/4	1/8

* .062 dia. restricted hole through pipe end. Available on special order with any restricted hole size up to .172 dia.

(90°) Female Elbow

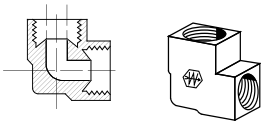

SPECIFICATIONS

	TUBE O.D. (IN.)	MALE PIPE (IN.)
452X3	3/16	1/8
452X4	1/4	1/8
452X6	3/8	1/4
452X8	1/2	3/8

(90°) Union Elbow

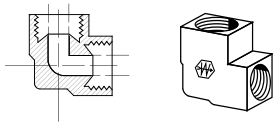

SPECIFICATIONS

	TUBE O.D. (IN.)
502X4	1/4
502X5	5/16
502X6	3/8
502X8	1/2

Adapter Tee

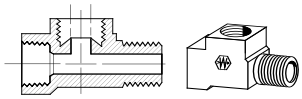

SPECIFICATIONS

	TUBE O.D. (IN.)	MALE PIPE (IN.)
552X3	3/16	1/8
552X4	1/4	1/8

Female Branch Tee

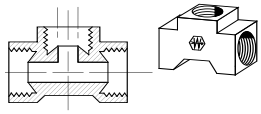

SPECIFICATIONS

	TUBE O.D. (IN.)	FEMALE PIPE (IN.)
652X3	3/16	1/8
652X4	1/4	1/8
652X6	3/8	1/4
652X8	1/2	3/8

Union Tee

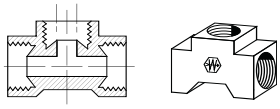

SPECIFICATIONS

	TUBE O.D. (IN.)
702X3	3/16
702X4	1/4
702X5	5/16
702X6	3/8
702X8	1/2

Hydraulic Brake Line Kit

108' of steel brakelines for domestic cars. Includes wall racks and color coding for identification.

PART #: BRAKE-LINE-KIT



SPECIFICATIONS

LENGTH (IN.)	I.D. (IN.)	QTY.	
6	3/16	4	BL306
8	3/16	4	BL308
10	3/16	4	BL310
12	3/16	4	BL312
20	3/16	4	BL320
40	3/16	4	BL340
51	3/16	4	BL351
60	3/16	4	BL360
12	1/4	4	BL412
20	1/4	4	BL420
30	1/4	4	BL430
40	1/4	4	BL440
50	1/4	4	BL450
51	1/4	4	BL451
60	1/4	4	BL460
12	5/16	4	BL512
20	5/16	4	BL520
30	5/16	4	BL530
40	5/16	4	BL540
51	5/16	4	BL551
60	5/16	4	BL560
12	3/8	4	BL612
20	3/8	4	BL620
30	3/8	4	BL630
40	3/8	4	BL640
51	3/8	4	BL651
60	3/8	4	BL660

Hydraulic Brake Fittings

Brake Line Unions For Domestic Cars

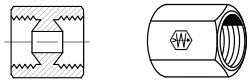

SPECIFICATIONS

	DOMESTIC FEMALE INV. (IN.)
302X3	3/8 - 24 (3/16)
302X4	7/16 - 24 (1/4)
302X5	1/2 - 20 (5/16)
302X6	5/8 - 18 (3/8)

Imported Cars Fittings

SPECIFICATIONS

	IMPORTED FEMALE THREAD (IN.)/(MM)
7940	3/8 - 24 (Bubble) British
1595A	10-1.0mm. (Bubble) European
7934A	10-1.0mm. (Std. Flare) Japanese

Steel Brake Lines Domestic Cars

SPECIFICATIONS

LENGTH (IN.)	PRODUCT I.D.			
	# 3/4	# 1/4"	# 5/16"	# 3/8"
8	BL308	BL408	BL508	BL608
10	BL310	-	-	-
12	BL312	BL412	BL512	BL612
20	BL320	BL420	BL520	BL620
30	BL330	BL430	BL530	BL630
40	BL340	BL440	BL540	BL640
51	BL351	BL451	BL551	BL651
60	BL360	BL460	BL560	BL660
72	BL372	BL472	BL572	BL672

*Assortment on page 333.

Bulk Tubing

SPECIFICATIONS

LENGTH (FT.)	PRODUCT I.D.			
	# 3/16"	# 1/4"	# 5/16"	# 3/8"
25	320-3	320-4	320-5	320-6

Steel Brake Lines Imported Cars

SPECIFICATIONS

LENGTH (IN.)	PRODUCT I.D.		
	BRITISH 3/8" - 24 THREAD	EUROPEAN 10 - 10 MM THREAD	JAPANESE (STD. FLARE)
8	SB308	SC308	SJ308
12	SB312	SC312	SJ312
20	SB320	SC320	SJ320
30	SB330	SC330	SJ330
40	SB340	SC340	SJ340
51	SB351	SC351	SJ351
60	SB360	SC360	SJ360

Metric Adapter

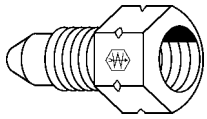

SPECIFICATIONS

	INV. SEAT (IN.)/(MM.)	MALE THREAD (MM.)
1442	3/16 (3/8 - 24)	M10X1.0
7935	3/16 (M10X1.0)	M11X1.5
7936	3/16 (M10X1.0)	M12X1.0
7937	3/16 (M10X1.0)	M13X1.5

Metric Adapter (BUBBLE FLARE)

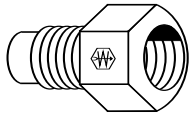

SPECIFICATIONS

	INV. SEAT (IN.)	BUBBLE FLARE (MM.)
1443	3/16 (3/8 - 24)	M10X1.0

Towed Trailer Brake Tee

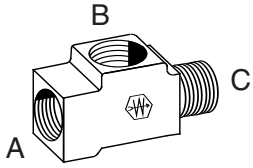

SPECIFICATIONS

	INVERTED SEAT "A" (IN.)	MALE "B" (IN.)	THREAD (IN.)
7898	1/4	1/4	1/4 inv.
7899	3/16	1/4	3/16 inv.
7902	1/4	3/16	1/4 pipe
7904	1/4 (9/16 - 18)	3/16	9/16 - 18 inv.
7906	3/16 (1/2 - 20)	3/16	1/2 - 20 inv.
7914	3/16 (7/16 - 24)	3/16	1/4 inv.
7933	3/16 (9/16 - 18)	3/16	9/16 - 18 inv.

HYDRAULIC BRAKE FITTINGS

SPECIFICATIONS

#	INVERTED SEAT "A" (IN.)/(MM.)	MALE "B" (IN.)	THREAD (IN.)/(MM.)
7918	3/16 (M10X1.0)	3/16 (3/8 - 24)	3/16 (M10X1.0)
7919	3/16 (M10X1.0)ISO	3/16 (3/8 - 24)	3/16 (M10X1.0)ISO
7920	3/16 (M10X1.5)	3/16 (3/8 - 24)	3/16 (M10X1.5)
7921	3/16 (M12X1.0)	3/16 (3/8 - 24)	3/16 (M12X1.0)
7922	3/16 (M13X1.5)	3/16 (3/8 - 24)	3/16 (M13X1.5)

Metric Towed Trailer Brake Tee

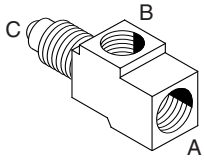

SPECIFICATIONS

#	INV. SEAT (IN.)	MAZLE THREAQD (IN.)
1074	5/16	1/2 - 20*
1441	3/16	3/8 - 24
7727	1/4	1/2 - 20*
7732	1/4	7/16 - 20*
7771	5/16	3/8 M.P.
7817	3/16	1/2 - 20*
7818	3/16	7/16 - 24 (1/4 inv.)
7828	1/4	3/8 - 24* (3/16 inv.)
7829	1/4	1/2 - 20 (5/16 inv.)
7897	3/16	1/2 - 20 (5/16 inv.)
7908	1/4	9/16 - 18
7909	3/16	1/2 - 20
7910	3/16	9/16 - 20
7911	3/16	9/16 - 18
7912	3/16 (9/16 - 18)	1/2 - 20
7913	3/16 (1/2 - 20)	9/16 - 18
7915	1/4 (5/8 - 18)	1/2 - 20
7916	1/4 (1/2 - 20)	5/8 - 18
7917	(1/2 - 20)	7/16 - 24

* Sealing surface on hex face

Adapter Male to Female Inverted Flare

(DUAL MASTER CYLINDER)

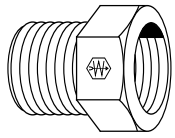

FUEL & OIL LINE FITTINGS

Fuel & Oil Line Fittings

SPECIFICATIONS

#	LENTH (IN.)	TUBE SIZE (IN.)	MALE INV. (IN.)
1428	4 1/2	5/16	5/16
1429	4 1/2	3/8	3/8

Transmission Oil Coolant Line Adapter

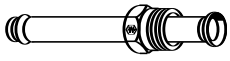

SPECIFICATIONS

#	HOSE I.D. (IN.)	MALE INV. (IN.)	REFERENCE #
1403	1/4	1/4	05704B-B64
1405	5/16	5/16	05705B-B65
1407	3/8	3/8	05706B-B66

Inverted Male Elbow Swivel

SPECIFICATIONS

#	HOSE I.D. (IN.)	MALE INV. (IN.)	REFERENCE #
1598	5/16	1/4	05705B-1598
1560	5/16	5/16	05705B-1560
1561	5/16	3/8	05705B-1561
1568	3/8	5/16	05706B-1568
1570	3/8	3/8	05705B-1570

Male Inverted Connector

Brass Hose Barb Fittings

(LOW PRESSURE HOSE APPLICATIONS)

Male NPTF Pipe

SPECIFICATIONS

#	HOSE I.D. (IN.)	THREAD SIZE (IN.)
HN12X2X2	1/8	1/8
HN12X2X4	1/8	1/4
HN12X3X2	3/16	1/8
HN12X3X4	3/16	1/4
HN12X4X2	1/4	1/8
HN12X4X4	1/4	1/4
HN12X4X6	1/4	3/8
HN12X5X2	5/16	1/8
HN12X5X4	5/16	1/4
HN12X5X6	5/16	3/8
HN12X6X2	3/8	1/8
HN12X6X4	3/8	1/4
HN12X6X6	3/8	3/8
HN12X6X8	3/8	1/2
HN12X6X12	3/8	3/4
HN12X8X4	1/2	1/4
HN12X8X6	1/2	3/8
HN12X8X8	1/2	1/2
HN12X8X12	1/2	3/4
HN12X10X6	5/8	3/8
HN12X10X8	5/8	1/2
HN12X10X12	5/8	3/4
HN12X12X8	3/4	1/2
HN12X12X12	3/4	3/4
HN12X16X12	1	3/4
HN12X16X16	1	1

Male NPTF Pipe Swivel

SPECIFICATIONS

#	HOSE I.D. (IN.)	THREAD SIZE (IN.)
HN13X4X4	1/4	1/4
HN13X6X6	3/8	3/8

Male NPTF Pipe (90°)

SPECIFICATIONS

#	HOSE I.D. (IN.)	THREAD SIZE (IN.)
HN16X4X2	1/4	1/8
HN16X4X4	1/4	1/4
HN16X5X4	5/16	1/4
HN16X6X2	3/8	1/8
HN16X6X4	3/8	1/4
HN16X6X6	3/8	3/8
HN16X8X4	1/2	1/4
HN16X8X6	1/2	3/8
HN16X10X6	5/8	3/8
HN16X10X8	5/8	1/2

Female NPTF Pipe Rigid

SPECIFICATIONS

#	HOSE I.D. (IN.)	THREAD SIZE (IN.)
HN14X2X2	1/8	1/8
HN14X2X4	1/8	1/4
HN14X3X2	3/16	1/8
HN14X3X4	3/16	1/4
HN14X4X2	1/4	1/8
HN14X4X4	1/4	1/4
HN14X4X6	1/4	3/8
HN14X5X2	5/16	1/8
HN14X5X4	5/16	1/4
HN14X5X6	5/16	3/8
HN14X6X2	3/8	1/8
HN14X6X4	3/8	1/4
HN14X6X6	3/8	3/8
HN14X6X8	3/8	1/2
HN14X8X4	1/2	1/4
HN14X8X6	1/2	3/8
HN14X8X8	1/2	1/2
HN14X12X12	3/4	3/4

Female NPSM Pipe Ball Seat (30°) Type

SPECIFICATIONS

#	HOSE I.D. (IN.)	THREAD SIZE (IN.)
HN24X2X2	1/8	1/8
HN24X3X2	3/16	1/8
HN24X3X4	3/16	1/4
HN24X4X2	1/4	1/8
HN24X4X4	1/4	1/4
HN24X4X6	1/4	3/8
HN24X5X4	5/16	1/4
HN24X6X4	3/8	1/4
HN24X6X6	3/8	3/8
HN24X6X8	3/8	1/2
HN24X8X6	1/2	3/8
HN24X8X8	1/2	1/2
HN24X12X12	3/4	3/4

Female (45° Flare) Swivel

SPECIFICATIONS

#	HOSE I.D. (IN.)	THREAD SIZE (IN.)
HN44X3X3	3/16	3/8 - 24
HN44X3X4	3/16	7/16 - 20
HN44X4X4	1/4	7/16 - 20
HN44X4X5	1/4	1/2 - 20
HN44X4X6	1/4	5/8 - 18
HN44X5X5	5/16	1/2 - 20
HN44X5X6	5/16	5/8 - 18
HN44X6X6	3/8	5/8 - 18
HN44X6X8	3/8	3/4 - 16
HN44X8X8	1/2	3/4 - 16
HN44X8X10	1/2	7/8 - 14

BRASS HOSE BARB FITTINGS

Male SAE (45° Flare)

SPECIFICATIONS

#	HOSE I.D. (IN.)	THREAD SIZE (IN.)
HN42X4X4	1/4	7/16 - 20
HN42X6X6	3/8	5/8 - 18

Female JIC (37° Flare) Swivel

SPECIFICATIONS

#	HOSE I.D. (IN.)	THREAD SIZE (IN.)
HN45X6X6	3/8	9/16 - 18

Hose Splicer

SPECIFICATIONS

#	HOSE I.D. (IN.)
HN32X3	3/16
HN32X4	1/4
HN32X5	5/16
HN32X6	3/8
HN32X8	1/2
HN32X10	5/8
HN32X12	3/4

Welding Hose Coupling (right hand thread, oxygen)

SPECIFICATIONS

#	HOSE I.D. (IN.)	NF THREAD SIZE (IN.)
HN52X3X6	3/16	9/16 - 18
HN52X4X6	1/4	9/16 - 18
HN52X5X6	5/16	9/16 - 18
HN52X6X6	3/8	9/16 - 18

(left hand thread, acetylene)

SPECIFICATIONS

#	HOSE I.D. (IN.)	NF THREAD SIZE (IN.)
HN54X3X4	3/16	3/8 - 24
HN54X3X6	3/16	9/16 - 18
HN54X4X6	1/4	9/16 - 18
HN54X5X6	5/16	9/16 - 18
HN54X6X6	3/8	9/16 - 18

Welding Hose Adapter (right hand thread, oxygen)

SPECIFICATIONS

#	THREAD SIZE (1) (IN.)	MALE PIPE (2) (IN.)
156X9*	9/16 - 18	-

Welding Hose Adapter (left hand thread, acetylene)

SPECIFICATIONS

#	THREAD SIZE (1) (IN.)	MALE PIPE (2) (IN.)
158X6X4	9/16 - 18	1/4
158X6X6	9/16 - 18	3/8
158X9*	9/16 - 18	-

* Union adapter

Male Pipe (30° ball seat) Male NPTF Adapter

SPECIFICATIONS

#	MALE BALL SEAT (1) (IN.)	MALE PIPE (2) (IN.)
150X2X2	1/8	1/8
150X4X2	1/4	1/8
150X4X4	1/4	1/4
150X4X6	1/4	3/8
150X6X4	3/8	1/4
150X6X6	3/8	3/8
150X6X8	3/8	1/2
150X8X6	1/2	3/8
150X8X8	1/2	1/2
150X12X12	3/4	3/4
237X4*	1/4	-

* Union adapter

Garden Hose Fittings, Adapters and Nozzles

Male Garden Hose

SPECIFICATIONS

#	HOSE I.D. (IN.)	THREAD SIZE (IN.)
6-12MGH	⅜	¾ - 11 ½
8-12MGH	½	¾ - 11 ½
10-12MGH	⅝	¾ - 11 ½
12-12MGH	¾	¾ - 11 ½

Female Garden Hose

SPECIFICATIONS

#	HOSE I.D. (IN.)	THREAD SIZE (IN.)
6-12FGH	⅜	¾ - 11 ½
8-12FGH	½	¾ - 11 ½
10-12FGH	⅝	¾ - 11 ½
12-12FGH	¾	¾ - 11 ½

Male NPTF Pipe- Male Garden Hose Thread

SPECIFICATIONS

#	THREAD SIZE (1) (IN.)	THREAD SIZE (2) (IN.)
6MP-12MGH	⅜	¾ - 11 ½
8MP-12MGH	½	¾ - 11 ½
12MP-12MGH	¾	¾ - 11 ½
12MP-12MGH-8FP*	¾	¾ - 11 ½

* Has internal ½" NPTF female pipe on thread (1)

Female NPTF Pipe- Male Garden Hose Thread

SPECIFICATIONS

#	THREAD SIZE (1) (IN.)	THREAD SIZE (2) (IN.)
8FP-12MGH	½	¾ - 11 ½
12FP-12MGH	¾	¾ - 11 ½

Male NPTF Pipe- Female Garden Hose Thread

SPECIFICATIONS

#	THREAD SIZE (1) (IN.)	THREAD SIZE (2) (IN.)
4MP-12FGH	¼	¾ - 11 ½
6MP-12FGH	⅜	¾ - 11 ½
8MP-12FGH	½	¾ - 11 ½
12MP-12FGH	¾	¾ - 11 ½

Female NPTF Pipe- Female Garden Hose Thread

SPECIFICATIONS

#	THREAD SIZE (1) (IN.)	THREAD SIZE (2) (IN.)
8FP-12FGH	½	¾ - 11 ½
12FP-12FGH	¾	¾ - 11 ½

Male SAE (45° Flare) Male Garden Hose Thread

SPECIFICATIONS

#	THREAD SIZE (1) (IN.)	THREAD SIZE (2) (IN.)
6MS-12MGH	⅝ - 18	¾ - 11 ½
8MS-12MGH	¾ - 16	¾ - 11 ½

Male SAE (45° Flare) Female Garden Hose Thread

SPECIFICATIONS

#	THREAD SIZE (1) (IN.)	THREAD SIZE (2) (IN.)
6MS-12FGH	⅝ - 18	¾ - 11 ½
8MS-12FGH	¾ - 16	¾ - 11 ½
10MS-12FGH	⅞ - 14	¾ - 11 ½

Male Garden Hose Thread Union

SPECIFICATIONS

#	THREAD SIZE (1) (IN.)	THREAD SIZE (2) (IN.)
12MGH-12MGH	¾ - 11 ½	¾ - 11 ½

Female Garden Hose Thread Union

SPECIFICATIONS

#	THREAD SIZE (1) (IN.)	THREAD SIZE (2) (IN.)
12FGH-12FGH	¾ - 11 ½	¾ - 11 ½

Heavy Duty Steel Pistol Nozzle

* Red

SPECIFICATIONS

#	THREAD SIZE (IN.)
SN-75	¾

Garden Hose (green)

250 psi working pressure.

SPECIFICATIONS

#
TUF-3/4

BRASS FERRULES

Brass Ferrules

For use in Shop air and whip hoses.

SPECIFICATIONS

PRODUCT I.D.		"A" FERRULE I.D. (IN.)	"B" HOLE SIZE (IN.)	"C" FERRULE LENGTH (IN.)	STD. PKG.
	REFERENCE #				
BF-4530	769	.453	.34	0.56	100
BF-4750	4750	.475	.33	0.69	100
BF-5000	624	.500	.36	0.47	100
BF-5005	7322	.500	.34	1.00	100
BF-5255	7323	.525	.38	1.00	100
BF-5310	7324	.531	.38	1.00	100
BF-5500	626	.550	.38	0.47	100
BF-5620	7325	.562	.44	1.00	100
BF-6000	JJ	.600	.44	0.47	100
BF-6250	II	.625	.44	0.47	100

SPECIFICATIONS

PRODUCT I.D.		"A" FERRULE I.D. (IN.)	"B" HOLE SIZE (IN.)	"C" FERRULE LENGTH (IN.)	STD. PKG.
	REFERENCE #				
BF-6255	7327	0.625	.44	0.50	100
BF-6560	7328	0.656	.44	1.00	100
BF-6750	GG	0.675	.44	0.50	100
BF-6900	7329	0.690	.50	1.00	100
BF-7180	7330	0.718	.63	1.00	100
BF-7250	EE	0.725	.50	0.53	100
BF-7505	7331	0.750	.63	1.00	100
BF-7810	7332	0.781	.63	1.00	50
BF-8750	7244	0.875	.63	0.88	50
BF-9950	7104	1.150	.88	0.88	50

THREADED SLEEVE

Quick Reference

PRESSURE: Up to 500 psi for ⅛" to ¼" sizes. 250 psi for 5⁄16" and ⅜" sizes (Does not include plastic tubing).

USED WITH: Copper, aluminum and plastic tubing. Not recommended for steel tubing. Soft plastic tubing requires internal tube support.

TEMPERATURE: -65°F to +250°F.

APPLICATION: Oil, air, water and lubrication systems.

QUICK REFERENCE CHART

DASH SIZE	TUBE O.D. (IN.)	TUBE THREAD SIZE (IN.)	PIPE THREAD SIZE (IN.)
2	⅛	5⁄16 - 24	⅛ - 27
3	3⁄16	⅜ - 24	–
4	¼	7⁄16 - 24	¼ - 18
5	5⁄16	½ - 20	–
6	⅜	9⁄16 - 20	⅜ - 18

Threaded Sleeve

Nut

SPECIFICATIONS

	TUBE O.D. (IN.)
6100X2	⅛
6100X3	3⁄16
6100X4	¼
6100X5	5⁄16
6100X6	⅜

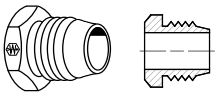

Union

SPECIFICATIONS

	TUBE O.D. (IN.)
6300X3	3⁄16
6300X4	¼
6300X5	5⁄16

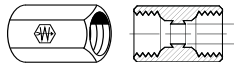

Male Connector

SPECIFICATIONS

	TUBE O.D. (IN.)	MALE PIPE (IN.)
6200X4	¼	⅛
6200X5	5⁄16	⅛
6200X5X4	5⁄16	¼
6200X6	⅜	¼

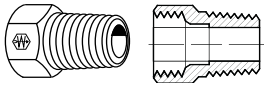

Male Elbow

SPECIFICATIONS

	TUBE O.D. (IN.)	MALE PIPE (IN.)
6400X2	⅛	⅛
6400X3	3⁄16	⅛
6400X4	¼	⅛
6400X4X4	¼	¼
6400X5X4	5⁄16	¼
6400X6	⅜	¼

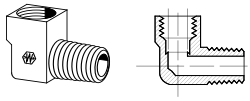

Adapter Tee

SPECIFICATIONS

	TUBE O.D. (IN.)	MALE PIPE (IN.)
6550X3	3⁄16	⅛

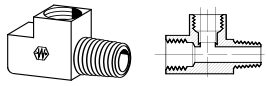

Steel & Brass Special Automotive Adapters

(Ford) Special Nut

(For use with 1513 below.)

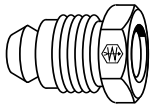

SPECIFICATIONS

	TUBE O.D. (IN.)	THREAD SIZE (IN.)
59X4	¼	½ - 20

Carburetor to Fuel Line Adapter (Ford)

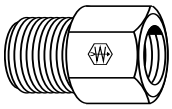

SPECIFICATIONS

	FEMALE THREAD (IN.)	MALE PIPE (IN.)
1513	½ - 20	⅛

Restriction Pipe Adapter (Ford)

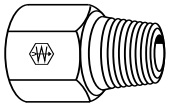

SPECIFICATIONS

	MALE PIPE (IN.)	FEMALE PIPE (IN.)
1512	⅛	⅛

(0.0625 Orifice)

Carburetor to Fuel Line Adapter (Plymouth)

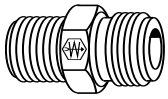

SPECIFICATIONS

	1 (IN.)	2 (IN.)
1514	½ - 20 Inverted Male	⅛ Pipe

Inverted Flare to SAE (45° Flare) Adapter

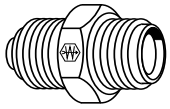

SPECIFICATIONS

	SAE MALE 1 (IN.)	INV. MALE 2 (IN.)
4MS-3MI	¼	3⁄16
4MS-4MI	¼	¼
6MS-5MI	⅜	5⁄16
6MS-6MI	⅜	⅜
6MS-7MI	⅜	7⁄16

Refer to page 141 for JIC steel adapters

Water Line Connector

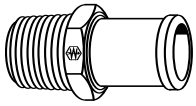

SPECIFICATIONS

	HOSE I.D. (IN.)	MALE PIPE (IN.)
1411	⅝	⅜
1430	¾	½
1431	⅝	½

Union Brake (metric)

SPECIFICATIONS

	FEMALE THREAD (IN.)/((MM.)	FEMALE THREAD
1594	⅜ - 24	Bubble
1595A	10-1.0mm.	Bubble
7934A	10-1.0mm.	(Standard)

Push-To-Connect Tube Fittings

Plug

SPECIFICATIONS

	"A" PUSH-IN O.D. (IN.)	"B" LENGTH (IN.)	"C" (IN.)
PTC-59X4	¼	1.496	.433
PTC-59X6	⅜	1.496	.551

Tube to Tube Union

SPECIFICATIONS

	TUBE O.D. (IN.)	"A" (IN.)	"B" (IN.)	"C" (IN.)
PTC-62X2	⅛	1.299	1.062	5⁄16
PTC-62X2.5	5⁄32	1.431	1.181	⅜
PTC-62X4	¼	1.850	1.575	7⁄16
PTC-62X6	⅜	1.850	1.575	9⁄16
PTC-62X8	½	1.850	1.575	11⁄16

Union Tee

SPECIFICATIONS

	TUBE O.D. (IN.)	"A" (IN.)	"B" (IN.)	"C" (IN.)
PTC-64X2	⅛	0.814	0.689	5⁄16
PTC-64X2.5	5⁄32	0.814	0.689	5⁄16
PTC-64X3	3⁄16	0.885	0.748	⅜
PTC-64X4	¼	1.043	0.905	⅜
PTC-64X6	⅜	1.122	0.984	½
PTC-64X8	½	1.162	1.024	⅝

Union Elbow

SPECIFICATIONS

	TUBE O.D. (IN.)	"A" (IN.)	"B" (IN.)
PTC-65X2	⅛	0.814	0.689
PTC-65X2.5	5⁄32	0.814	0.689
PTC-65X4	¼	1.043	0.905
PTC-65X6	⅜	1.122	0.984
PTC-65X8	½	1.162	1.024

Female Connector

SPECIFICATIONS

	TUBE O.D. (IN.)	PIPE THREAD (IN.)	"A" (IN.)	"B" (IN.)	"C" (IN.)
PTC-66X2	⅛	⅛	1.137	1.012	9⁄16
PTC-66X2.5	5⁄32	⅛	1.137	1.012	9⁄16
PTC-66X4	¼	⅛	1.358	1.220	9⁄16
PTC-66X4X4	¼	¼	1.554	1.417	¾
PTC-66X6	⅜	¼	1.555	1.417	¾
PTC-66X6X6	⅜	⅜	1.556	1.418	⅞

All dimensions are subject to change without notice

Male Connector

SPECIFICATIONS

	TUBE O.D. (IN.)	PIPE THREAD (IN.)	"A" (IN.)	"B" (IN.)	"C" (IN.)	"D" (IN.)
PTC-68X2X0	1/8	10 - 32*	0.873	0.748	3/8	3/32
PTC-68X2X1	1/8	1/16	0.807	0.728	3/8	.095
PTC-68X2	1/8	1/8	0.794	0.669	7/16	3/32
PTC-68X2.5X0	5/32	10 - 32*	0.873	0.748	3/8	3/32
PTC-68X2.5	5/32	1/8	0.794	0.669	7/16	1/8
PTC-68X2.5X4	5/32	1/4	0.971	0.846	9/16	1/8
PTC-68X3X0	3/16	10 - 32*	0.951	0.815	3/8	3/32
PTC-68X3	3/16	1/8	1.063	0.925	7/16	5/32
PTC-68X4X0	1/4	10 - 32*	1.082	0.944	7/16	3/32
PTC-68X4	1/4	1/8	1.062	0.925	7/16	3/16
PTC-68X4X4	1/4	1/4	1.062	0.925	9/16	3/16
PTC-68X4X6	1/4	3/8	1.161	1.025	11/16	3/16
PTC-68X6X2	3/8	1/8	1.319	1.181	9/16	3/16
PTC-68X6	3/8	1/4	1.259	1.122	9/16	5/16
PTC-68X6X6	3/8	3/8	1.161	1.023	11/16	5/16
PTC-68X6X8	3/8	1/2	1.162	1.024	7/8	5/16
PTC-68X8X4	1/2	1/4	1.496	1.358	11/16	1/4
PTC-68X8	1/2	3/8	1.319	1.181	11/16	3/8
PTC-68X8X8	1/2	1/2	1.162	1.024	7/8	3/8

Note: Internal hex ("D" DIM.) can be used for tightening with Allen key

* Furnished with gaskets

Male Elbow

SPECIFICATIONS

	TUBE O.D. (IN.)	PIPE THREAD (IN.)	"A" (IN.)	"B" (IN.)	"C" (IN.)	"D" (IN.)
PTC-69X2	1/8	1/8	0.814	0.689	5/16	0.689
PTC-69X2.5	5/32	1/8	0.814	0.689	5/16	0.689
PTC-69X3	3/16	1/8	0.925	0.787	3/8	0.708
PTC-69X4	1/4	1/8	1.043	0.905	3/8	0.748
PTC-69X4X4	1/4	1/4	1.083	0.944	7/16	0.944
PTC-69X4X6	1/4	3/8	1.133	0.996	9/16	0.984
PTC-69X6X2	3/8	1/8	1.122	0.984	9/16	0.787
PTC-69X6	3/8	1/4	1.122	0.984	1/2	0.944
PTC-69X6X6	3/8	3/8	1.122	0.984	1/2	0.984
PTC-69X8X4	1/2	1/4	1.162	1.024	5/8	1.000
PTC-69X8	1/2	3/8	1.162	1.024	11/16	1.043
PTC-69X8X8	1/2	1/2	1.190	1.110	5/8	1.560

All dimensions are subject to change without notice

Swivel Male Elbow

SPECIFICATIONS

	TUBE O.D. (IN.)	PIPE THREAD (IN.)	"A" (IN.)	"B" (IN.)	"C" (IN.)	"D" (IN.)
PTCX-69X2	1/8	1/8	0.787	0.699	1/2	1.051
PTCX-69X2.5X0	5/32	10 - 32*	0.814	0.689	3/8	0.874
PTCX-69X2.5	5/32	1/8	0.814	0.689	1/2	1.051
PTCX-69X2.5X4	5/32	1/4	0.814	0.689	9/16	1.248
PTCX-69X4X0	1/4	10 - 32*	1.043	0.905	1/2	0.972
PTCX-69X4	1/4	1/8	1.043	0.905	1/2	1.130
PTCX-69X4X4	1/4	1/4	1.043	0.905	9/16	1.327
PTCX-69X4X6	1/4	3/8	1.043	0.905	11/16	1.327
PTCX-69X6	3/8	1/4	1.103	0.965	5/8	1.445
PTCX-69X6X6	3/8	3/8	1.103	0.965	11/16	1.465
PTCX-69X6X8	3/8	1/2	1.103	0.965	7/8	1.650
PTCX-69X8X6	1/2	3/8	1.230	1.150	11/16	1.280
PTCX-69X8X8	1/2	1/2	1.181	1.043	7/8	1.197

* Furnished with gaskets

Female Elbow

SPECIFICATIONS

	TUBE O.D. (IN.)	PIPE THREAD (IN.)	"A" (IN.)	"B" (IN.)	"C" (IN.)	"D" (IN.)
PTC-70X4	1/4	1/8	1.083	.944	3/8	.748
PTC-70X4X4	1/4	1/4	1.083	.944	7/16	.944
PTC-70X6	3/8	1/4	1.122	.984	1/2	.944

Swivel Female Elbow

SPECIFICATIONS

	TUBE O.D. (IN.)	MALE PIPE (IN.)
PTCX-70X2.5	5/32	1/8
PTCX-70X4	1/4	1/8
PTCX-70X4X4	1/4	1/4
PTCX-70X6	3/8	1/4
PTCX-70X6X6	3/8	3/8
PTCX-70X8	1/2	3/8

PUSH-TO-CONNECT TUBE FITTINGS

Male Run Tee

SPECIFICATIONS

	TUBE O.D. (IN.)	PIPE THREAD (IN.)	"A" (IN.)	"B" (IN.)	"C" (IN.)	"D" (IN.)
PTC-71X2	1/8	1/8	0.814	0.689	5/16	0.689
PTC-71X2.5	5/32	1/8	0.814	0.689	5/16	0.689
PTC-71X3	3/16	1/8	0.885	0.748	3/8	0.708
PTC-71X4	1/4	1/8	1.043	0.905	3/8	0.748
PTC-71X4X4	1/4	1/4	1.043	0.905	7/16	0.944
PTC-71X6X2	3/8	1/8	1.161	1.023	9/16	0.866
PTC-71X6	3/8	1/4	1.122	0.984	1/2	0.984
PTC-71X6X6	3/8	3/8	1.122	0.984	1/2	0.984
PTC-71X8	1/2	3/8	1.162	1.024	5/8	1.043

Male Branch Tee

SPECIFICATIONS

	TUBE O.D. (IN.)	PIPE THREAD (IN.)	"A" (IN.)	"B" (IN.)	"C" (IN.)	"D" (IN.)
PTC-72X2	1/8	1/8	0.814	0.689	5/16	0.689
PTC-72X2.5	5/32	1/8	0.814	0.689	5/16	0.689
PTC-72X3	3/16	1/8	0.925	0.787	3/8	0.708
PTC-72X4	1/4	1/8	1.043	0.905	3/8	0.748
PTC-72X4X4	1/4	1/4	1.043	0.905	7/16	0.944
PTC-72X6X2	3/8	1/8	1.122	0.984	9/16	0.787
PTC-72X6	3/8	1/4	1.122	0.984	1/2	0.984
PTC-72X6X6	3/8	3/8	1.122	0.984	1/2	0.984
PTC-72X8	1/2	3/8	1.162	1.024	5/8	1.043

Swivel Male Run Tee

SPECIFICATIONS

	TUBE O.D. (IN.)	PIPE THREAD (IN.)	"A" (IN.)	"B" (IN.)	"C" (IN.)	"D" (IN.)
PTCX-71X2	1/8	1/8	0.814	0.689	1/2	1.150
PTCX-71X2.5X0	5/32	10 - 32*	0.754	0.689	3/8	0.972
PTCX-71X2.5	5/32	1/8	0.814	0.689	1/2	1.150
PTCX-71X4	1/4	1/8	1.043	0.905	1/2	1.130
PTCX-71X4X4	1/4	1/4	1.043	0.905	9/16	1.327
PTCX-71X6	3/8	1/4	1.103	0.965	5/8	1.445
PTCX-71X6X6	3/8	3/8	1.103	0.965	11/16	1.465
PTCX-71X8	1/2	3/8	1.181	1.043	3/4	1.681
PTCX-71X8X8	1/2	1/2	1.181	1.043	7/8	1.917

* Furnished with gaskets

SPECIFICATIONS

	TUBE O.D. 1 (IN.)	TUBE O.D. 2 (IN.)	PIPE THREAD (IN.)
PTC-88X2.5	5/32	5/32	1/8

"Y" Connector Male NPT to Dual AQ Tube Connection

Quick Disconnect

SPECIFICATIONS

	TUBE O.D. (IN.)	PIPE THREAD (IN.)	"A" (IN.)	"B" (IN.)	"C" (IN.)
PTC-92X4	1/4	1/8	1.062	0.925	7/16
PTC-92X4X4	1/4	1/4	1.062	0.925	9/16
PTC-92X6	3/8	1/4	1.260	1.122	9/16

When tube is disconnected, flow shuts off automatically

All dimensions are subject to change without notice

PUSH-TO-CONNECT TUBE FITTINGS

PTCX-72 Swivel Male Branch Tee

SPECIFICATIONS

	TUBE O.D. (IN.)	PIPE THREAD (IN.)	"A" (IN.)	"B" (IN.)	"C" (IN.)	"D" (IN.)
PTCX-72X2	1/8	1/8	0.814	0.689	1/2	1.150
PTCX-72X2.5X0	5/32	10 - 32*	0.754	0.689	3/8	0.972
PTCX-72X2.5	5/32	1/8	0.814	0.689	1/2	1.150
PTCX-72X4	1/4	1/8	1.043	0.905	1/2	1.130
PTCX-72X4X4	1/4	1/4	1.043	0.905	9/16	1.327
PTCX-72X6	3/8	1/4	1.103	0.965	5/8	1.445
PTCX-72X6X6	3/8	3/8	1.103	0.965	11/16	1.465
PTCX-72X8	1/2	3/8	1.181	1.043	3/4	1.681
PTCX-72X8X8	1/2	1/2	1.181	1.043	7/8	1.917

* Furnished with gaskets

PTC-77 Female Branch Tee

SPECIFICATIONS

	TUBE O.D. (IN.)	PIPE THREAD (IN.)	"A" (IN.)	"B" (IN.)	"C" (IN.)	"D" (IN.)
PTC-77X4	1/4	1/8	1.043	.906	7/16	.750
PTC-77X4X4	1/4	1/4	1.043	.906	1/2	.945
PTC-77X6	3/8	1/4	1.118	.984	1/2	.945

PTC-82 Bulkhead Union

SPECIFICATIONS

	TUBE O.D. (IN.)	"A" (IN.)	"B" (IN.)	"C" (IN.)	"D" (IN.)	"E" THREAD (IN.)
PTC-82X2	1/8	1.431	1.181	5/8	.500	7/16 - 20
PTC-82X2.5	5/32	1.431	1.181	5/8	.500	7/16 - 20
PTC-82X3	3/16	1.594	1.318	11/16	.575	1/2 - 20
PTC-82X4	1/4	1.909	1.633	11/16	.889	1/2 - 20
PTC-82X6	3/8	1.909	1.633	13/16	.889	5/8 - 18
PTC-82X8	1/2	1.909	1.634	15/16	.750	3/4 - 16

PUSH-TO-CONNECT DOT AIR BRAKE FITTINGS

PTCX-DOT-54 (45° Swivel) Male Elbow

SPECIFICATIONS

	TUBE O.D. (IN.)	PIPE THREAD (IN.)	"A" (IN.)	"B" (IN.)	"C" (IN.)	"D" (IN.)
PTCX-DOT-54X4	1/4	1/8	.750	.886	.965	7/16
PTCX-DOT-54X4X4	1/4	1/4	.945	.886	.965	9/16
PTCX-DOT-54X6	3/8	1/4	.945	.886	.965	9/16

PTC-DOT-62 Union Connector

SPECIFICATIONS

	TUBE O.D. (IN.)	"A" (IN.)	"B" (IN.)	"C" (IN.)
PTC-DOT-62X2.5	5/16	1.339	1.181	3/8
PTC-DOT-62X4	1/4	1.810	1.535	7/16
PTC-DOT-62X6	3/8	1.810	1.535	9/16
PTC-DOT-62X8	1/2	2.007	1.732	11/16

PTC-DOT-64 Union Tee

SPECIFICATIONS

	TUBE O.D. (IN.)	"A" (IN.)	"B" (IN.)	"C" (IN.)
PTC-DOT-64X4	1/4	1.063	0.925	3/8
PTC-DOT-64X6	3/8	1.122	0.984	1/2
PTC-DOT-64X8	1/2	1.299	1.161	5/8

PTC-DOT-65 Union Elbow

SPECIFICATIONS

	TUBE O.D. (IN.)	"A" (IN.)	"B" (IN.)
PTC-DOT-65X4	1/4	1.043	0.905
PTC-DOT-65X6	3/8	1.103	0.965
PTC-DOT-65X8	1/2	1.162	.1.024

AIR BRAKE: For all AIR BRAKE applications except those designed for use between frame and axle or between towed and towing vehicle

All dimensions are subject to change without notice

PUSH-TO-CONNECT DOT AIR BRAKE FITTINGS

PTC-DOT-66 Female Connector

SPECIFICATIONS

	TUBE O.D. (IN.)	PIPE THREAD (IN.)	"A" (IN.)	"B" (IN.)	"C" (IN.)
PTC-DOT-66X4	1/4	1/8	1.358	1.220	9/16
PTC-DOT-66X4X4	1/4	1/4	1.555	1.417	3/4
PTC-DOT-66X6	3/8	1/4	1.555	1.417	3/4
PTC-DOT-66X6X6	3/8	3/8	1.555	1.417	7/8

PTC-DOT-68 Male Connector

SPECIFICATIONS

	TUBE O.D. (IN.)	PIPE THREAD (IN.)	"A" (IN.)	"B" (IN.)	"C" (IN.)
PTC-DOT-68X2.5X1	5/32	1/16	0.748	0.669	3/8
PTC-DOT-68X2.5X2	5/32	1/8	0.748	0.669	7/16
PTC-DOT-68X4	1/4	1/8	1.061	0.925	7/16
PTC-DOT-68X4X4	1/4	1/4	1.061	0.925	9/16
PTC-DOT-68X4X6	1/4	3/8	1.061	0.925	11/16
PTC-DOT-68X6X2	3/8	1/8	1.260	1.181	9/16
PTC-DOT-68X6	3/8	1/4	1.240	1.102	9/16
PTC-DOT-68X6X6	3/8	3/8	1.161	1.023	11/16
PTC-DOT-68X6X8	3/8	1/2	1.279	1.141	7/8
PTC-DOT-68X8X4	1/2	1/4	1.594	1.456	11/16
PTC-DOT-68X8	1/2	3/8	–	–	–
PTC-DOT-68X8X8	1/2	1/2	–	–	–

PTC-DOT-69 Male Elbow

SPECIFICATIONS

	TUBE O.D. (IN.)	PIPE THREAD (IN.)	"A" (IN.)	"B" (IN.)	"C" (IN.)	"D" (IN.)
PTC-DOT-69X2.5	5/32	1/8	0.786	0.689	5/16	0.689
PTC-DOT-69X4	1/4	1/8	0.984	0.905	3/8	0.748
PTC-DOT-69X4X4	1/4	1/4	1.024	0.944	7/16	0.944
PTC-DOT-69X4X6	1/4	3/8	1.075	0.996	9/16	0.984
PTC-DOT-69X6	3/8	1/4	1.063	0.984	1/2	0.944
PTC-DOT-69X6X6	3/8	3/8	1.082	1.004	1/2	0.984
PTC-DOT-69X6X8	3/8	1/2	1.161	1.083	11/16	1.221
PTC-DOT-69X8	1/2	3/8	1.181	1.102	11/16	1.043

PTCX-DOT-69 Swivel Male Elbow

SPECIFICATIONS

	TUBE O.D. (IN.)	PIPE THREAD (IN.)	"A" (IN.)	"B" (IN.)	"C" (IN.)	"D" (IN.)
PTCX-DOT-69X4	1/4	1/8	1.043	0.905	7/16	1.130
PTCX-DOT-69X4X4	1/4	1/4	1.043	0.905	9/16	1.327
PTCX-DOT-69X4X6	1/4	3/8	1.063	0.906	11/16	1.326
PTCX-DOT-69X6X2	3/8	1/8	1.043	0.965	1/2	1.248
PTCX-DOT-69X6	3/8	1/4	1.103	0.965	9/16	1.445
PTCX-DOT-69X6X6	3/8	3/8	1.103	0.965	11/16	1.465
PTCX-DOT-69X6X8	3/8	1/2	1.043	0.965	7/8	1.650
PTCX-DOT-69X8	1/2	3/8	1.279	1.141	11/16	1.681
PTCX-DOT-69X8X8	1/2	1/2	1.279	1.141	7/8	1.197

PTCX-DOT-72 Swivel Male Branch Tee

SPECIFICATIONS

	TUBE O.D. (IN.)	PIPE THREAD (IN.)	"A" (IN.)	"B" (IN.)	"C" (IN.)	"D" (IN.)	"E" (IN.)
PTCX-DOT-72X4	1/4	1/8	1.063	0.925	7/16	1.130	7/16
PTCX-DOT-72X4X4	1/4	1/4	1.063	0.925	9/16	1.327	9/16
PTCX-DOT-72X6	3/8	1/4	1.103	0.965	9/16	1.445	9/16
PTCX-DOT-72X6X6	3/8	3/8	1.103	0.965	11/16	1.465	11/16
PTCX-DOT-72X8	1/2	3/8	1.200	1.120	11/16	1.680	11/16

PTCX-DOT-77 Swivel Female Branch Tee

SPECIFICATIONS

	TUBE O.D. (IN.)	PIPE THREAD (IN.)	"A" (IN.)	"B" (IN.)	"C" (IN.)	"D" (IN.)
PTCX-DOT-77X4	1/4	1/8	1.043	.905	7/16	.748
PTCX-DOT-77X6	3/8	1/4	1.122	.984	1/2	.984

AIR BRAKE: For all AIR BRAKE applications except those designed for use between frame and axle or between towed and towing vehicle

All dimensions are subject to change without notice

PTC-Road Ranger Kit

PART #: PTC-ROAD-RANGER-KIT

FEATURES:
- 48 push to connect fittings.
- 100' tubing assortment for repair of truck brake lines.

SPECIFICATIONS

	DESCRIPTION	QTY.
PTC-62X2	1/8" Union Connector	6
PTC-62X2.5	5/32" Union Connector	6
PTC-68X2	PTC Male Connector	6
PTC-68X2.5	PTC Male Connector	6
PTC-68X2X1	PTC Male Connector	6
PTC-69X2	PTC Male Elbow	6
PTC-69X2.5	PTC Male Elbow	6
PTC-DOT-68X2.5X1	PTC Male Connector	6
NT10002.5BK	5/32" Black Nylon Tubing	50
NT10002BK	1/8" Black Nylon Tubing	50

Truckers Survival Kit

PART #: TRUCKERS-SURVIVAL-KIT

FEATURES:
- Push to connect fittings for repair of brake lines on the go.

SPECIFICATIONS

	DESCRIPTION	QTY.
PTC-62X2	1/8" Union Connector	2
PTC62X2.5	5/32" Union Connector	2
PTC-DOT-62X4	1/4" DOT Union Connector	2
PTC-DOT-62X6	3/8" DOT Union Connector	2
PTC-DOT-62X8	1/2" DOT Union Connector	2

Quick Disconnects

ITEM	PAGE #
Pneumatic Couplers & Plugs - Air	
Ball Lock Series – 1-Way 1000/400/500 Series Sleeve Type Industrial Interchange	350
¼" Body (1000 Series) – 1-Way 2,000 PSI, 138 Bar	350
Male End Connections	350
Female End Connections	350
Hose Stem End Connections	350
Ball Lock Series – 1-Way ⅜" Body (400 Series) 1,000 PSI, 69 Bar	351
Male End Connections	351
Female End Connections	351
Hose Stem End Connections	351
Ball Lock Series – 1-Way ½" Body (500 Series) 500 PSI, 35 Bar	352
Hose End Connections	352
Female End Connections	352
Hose Stem End Connections	
Pin Lock Series – 1-Way 3000/4000/5000/6000 Series	353
¼" Body (3000 Series) – 1-Way 2,000 PSI, 138 Bar	353
Male End Connections	353
Female End Connections	353
Hose Stem Connections	353
Pin Lock Series – 1-Way ⅜" Body (4000 Series)	354
Male End Connections	354
Female End Connections	354
Hose Stem End Connections	354
Pin Lock Series– 1-Way ½" Body (5000 Series) 500 PSI, 35 Bar	355
Male End Connections	355
Female End Connections	355
Hose Stem End Connections	355
Pin Lock Series – 1-Way ¾" Body (6000 Series) 220 PSI, 15 Bar	356
Male End Connections	356
Female End Connections	356
Hose Stem End Connections	356
Auto-Flow Series – 1-Way 23 Series 150 PSI, 10 Bar	357
Male End Connections	357
Female End Connections	357
Hose Stem End Connections	357
ST Series Straight Through	358
Male End Connections Socket	358
Female End Connections Socket	358
ST Series Straight Through	359
Male End Connections Plug	359
Female End Connections Plug	359
Series Gas-Mate ⅜" to 1"	360
Caps & Plugs	
Dust Caps and Dust Plugs	
Vinyl Plug Dust Cap	361
Vinyl Socket Dust Cap	361
Metal Plug Dust Cap	361
Metal Socket Dust Cap	361
Air Accessories	
Safety Blow Guns	
Perma Tip Gun	362
Booster Tip Gun	362

*** For Thread Identification see pages 485-500**

Quick Disconnects Table of Contents (Continued)

ITEM	PAGE #
Booster Tip	362
Super Booster Gun	362
Basic Gun	362
Straight Extension	362
Non-Restriced Guns	362
Rubber Tip Gun	362
Tapered Tip Gun	362
Nylon Recoil Air Hose Standard Assemblies 180 PSI Working Pressure	363
Compression Fitting Kits Fitting Kit for Recoil Standard Hose	363
Tank Valves & Air Chucks	363
Air Hose Swivel Extension	363
Black Hose Assembly	363
Red Hose Assembly	363
Hydraulic Couplers & Plugs	
HK Series - 2 Way 1HK to 8 HK ⅛" to 1" Body	364
HK Series - 2 Way, 12HK 1 ½" Body	365
ST Series Straight Through	366
Male End Connections Socket	366
Female End Connections Socket	366
ST Series Straight Through	367
Male End Connections Plug	367
Female End Connections Plug	367
HA Series	368
FF, FE, & FEM Series - 2 Way	369
Series 96 Wing Nut	370
Tips	371
4000 Series Standard One Way Sleeve	371
3000 Series High Pressure Couplers	371
4200 Series Two Way Sleeve Coupler	372
8200 Series Full Pressure Coupler Two Way Sleeve	372
Accessories	
Accessories	373
Pioneer Caps & Plugs	373
Quick Disconnect Display	
K404-Display	373

For the illustrations throughout the Quick Disconnect section labeled A, B, C, D, or E their meaning is as follows
A = Socket Overall Length
B = Socket Maximum Diameter
C = Plug Overall Length
D = Plug Maximum Diameter
E = Plug Exposed Length when connected

Quick Disconnects
Identification

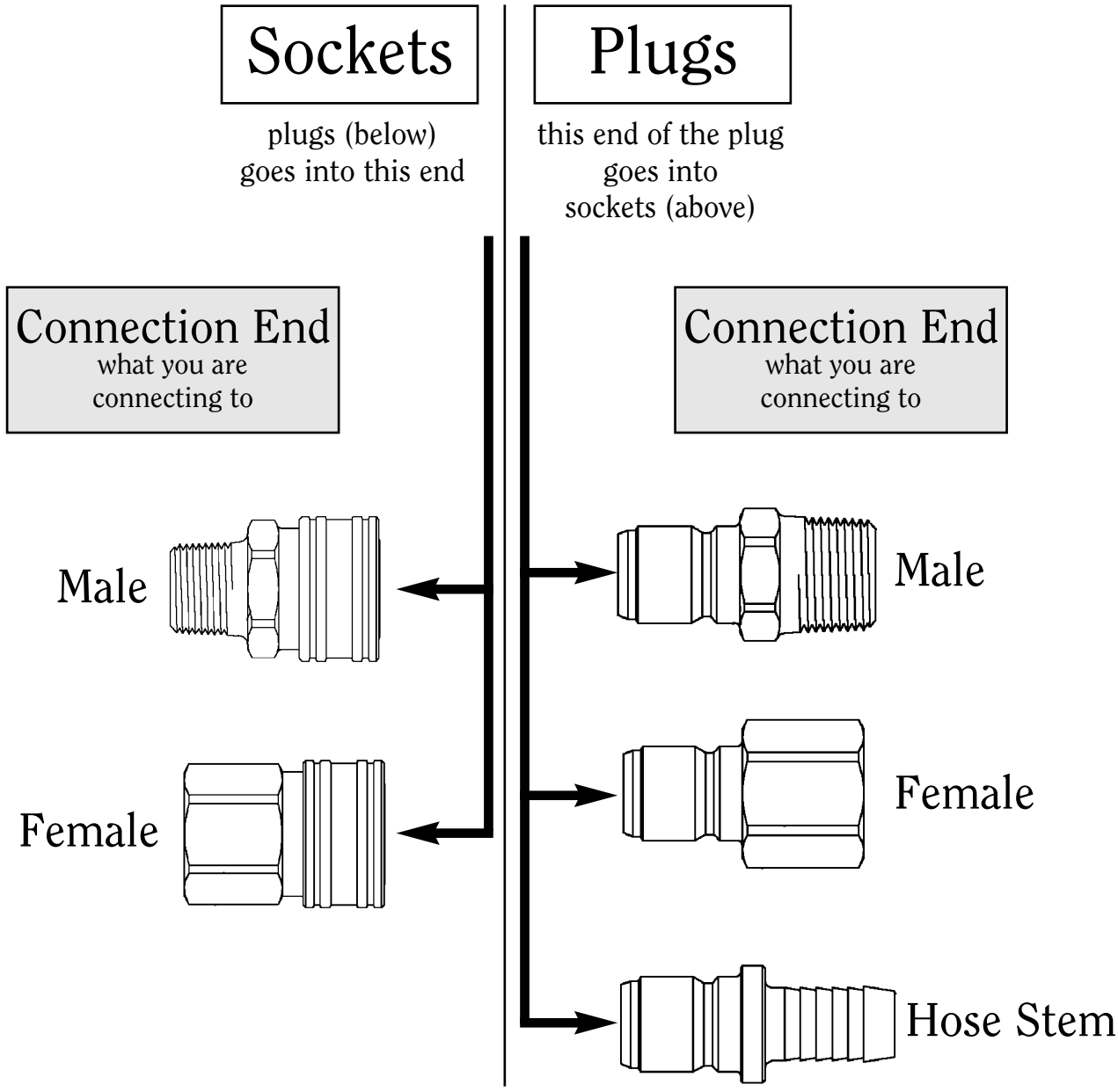

Ball Lock Series – 1-Way 1000/400/500 Series

SLEEVE TYPE INDUSTRIAL INTERCHANGE

Industrial Interchange Ball Lock Quick-Connect Couplings designed for compressed air, gases, and liquids. Body sizes are ¼", ⅜", and ½".

FEATURES
- Ball lock
- Manual operation
- Rugged, reliable
- ¼" and ½" sockets accept MIL-C-4109 plugs
- Optional sleeve lock prevents accidental disconnect
- Optional seal and valve materials available
- Optional stainless steel socket (Series 1000 only)
- Series 400 sockets accept Tru-Flate Interchange plugs and Industrial Interchange plugs

STANDARD MATERIALS
- Socket
  - Brass Body
  - Nickel Plated Steel Sleeve
  - Zinc Plated Steel Valve
  - Buna-N (Nitrile) Seal
  - Stainless Steel Springs
  - Stainless Steel Locking Balls
- Plugs
  - Zinc Plated Case-Hardened Steel (All Sizes)
  - Brass (All Sizes)
  - Stainless Steel (Series 1000)

ACCESSORIES
- Dust caps and dust plugs

¼" Body (1000 Series) – 1-Way 2,000 PSI, 138 Bar

SOCKET SPECIFICATIONS

	THREAD SIZE NPTF	"A" (IN.)	"B" (IN.)	"HEX" (IN.)
B22A/PH	⅛ - 27	2.07	1.00	0.69
B22/PH	¼ - 18	2.22	1.00	0.69
B22E/PH	⅜ - 18	2.22	1.00	0.69

Male End Connections

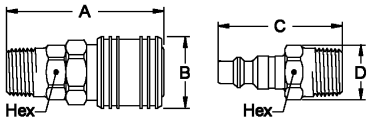

PLUG SPECIFICATIONS

	THREAD SIZE NPTF	"C" (IN.)	"D" (IN.)	"HEX" (IN.)
H2C/PH	¼ - 18	1.75	0.65	0.56
HDC/PH	⅛ - 27	1.059	0.58	0.50
H2C-E/PH	⅜ - 18	1.75	0.79	0.69
BRASS				
BH2C/PH	¼ - 18	1.75	0.64	0.56

SOCKET SPECIFICATIONS

	THREAD SIZE NPTF	"A" (IN.)	"B" (IN.)	"HEX" (IN.)
B23A/PH	⅛ - 27	1.91	1.00	0.69
B23/PH	¼ - 18	1.91	1.00	0.69
B23E/PH	⅜ - 18	2.19	1.00	0.75

Female End Connections

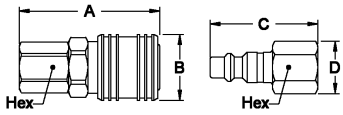

PLUG SPECIFICATIONS

	THREAD SIZE NPTF	"C" (IN.)	"D" (IN.)	"HEX" (IN.)
H3C/PH	¼ - 18	1.63	0.79	0.69
H1C/PH	⅛ - 27	1.47	0.65	0.56
H3C-E/PH	⅜ - 18	1.69	0.94	0.81
BRASS				
BH3C/PH	¼ - 18	1.63	0.78	0.69

SOCKET SPECIFICATIONS

	HOSE I.D. (IN.)	"A" (IN.)	"B" (IN.)
B20-3B/PH	¼	2.66	1.00
B20-3BP/PH	¼	2.44	1.00
B20-5B/PH	⅜	2.65	1.00
B20-5BP/PH	⅜	2.54	1.00
B20-4B/PH	5/16	2.66	1.00

Hose Stem End Connections

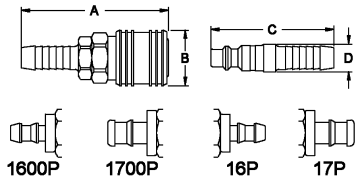

PLUG SPECIFICATIONS

	HOSE I.D. (IN.)	"C" (IN.)	"D" (IN.)
H8C/PH	¼	2.22	0.50
H9C/PH	⅜	2.31	0.50
H8C-D/PH	5/16	2.22	0.50

Ball Lock Series – 1-Way
⅜" Body (400 Series)

1,000 PSI, 69 BAR

SOCKET SPECIFICATIONS

	THREAD SIZE NPTF	"A" (IN.)	"B" (IN.)	"HEX" (IN.)
24C/PH	¼ - 18	2.35	1.13	0.88
24F/PH	½ - 14	2.54	1.13	0.88

Male End Connections

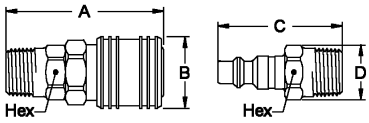

PLUG SPECIFICATIONS

STEEL	THREAD SIZE NPTF	"C" (IN.)	"D" (IN.)	"HEX" (IN.)
H00E/PH	⅛ - 27	1.72	0.72	0.63
HDE/PH	¼ - 18	1.88	0.72	0.63
H2E/PH	⅜ - 18	1.88	0.79	0.69
H2E-F/PH	½ - 14	2.09	1.01	0.88
BRASS				
BH2E/PH	⅜ - 18	1.88	0.77	0.69
STEEL				
0E/PH	¼ - 18	1.85	0.72	0.63
2E/PH	⅜ - 18	1.85	0.79	0.69

SOCKET SPECIFICATIONS

	THREAD SIZE NPTF	"A" (IN.)	"B" (IN.)	"HEX" (IN.)
25C/PH	¼ - 18	2.10	1.13	0.88
8420/PH	⅜ - 18	2.35	1.13	0.88
25F/PH	½ - 14	2.62	1.13	1.00

Female End Connections

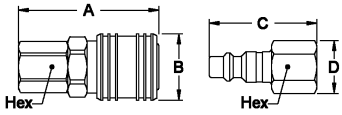

PLUG SPECIFICATIONS

STEEL	THREAD SIZE NPTF	"C" (IN.)	"D" (IN.)	"HEX" (IN.)
H1E/PH	¼ - 18	1.63	0.79	0.69
H3E/PH	⅜ - 18	1.81	0.94	0.81
H3E-F/PH	½ - 14	2.06	1.15	1.00
BRASS				
BH3E/PH	⅜ - 18	1.18	0.91	0.81
STEEL				
1E/PH	¼ - 18	1.60	0.79	0.69
3E/PH	⅜ - 18	1.78	0.94	0.81

SOCKET SPECIFICATIONS

	HOSE I.D. (IN.)	"A" (IN.)	"B" (IN.)
24-5B/PH	⅜	2.82	1.13
24-6B/PH	½	2.82	1.13

Hose Stem End Connections

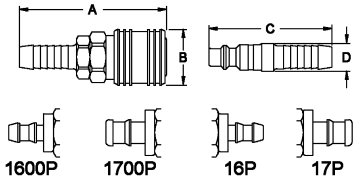

PLUG SPECIFICATIONS

STEEL	HOSE I.D. (IN.)	"C" (IN.)	"D" (IN.)
H5E/PH	⅜	2.34	0.63
H6E/PH	½	2.34	0.81

Ball Lock Series – 1-Way
½" Body (500 Series)

500 PSI, 35 BAR

SOCKET SPECIFICATIONS

	THREAD SIZE NPTF	"A" (IN.)	"B" (IN.)	"HEX" (IN.)
501/PH	¼ - 18	2.77	1.19	1.00
510/PH	⅜ - 18	2.78	1.19	1.00
530/PH	½ - 14	2.97	1.19	1.00

Male End Connections

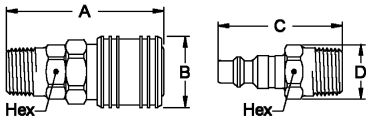

PLUG SPECIFICATIONS

STEEL	THREAD SIZE NPTF	"C" (IN.)	"D" (IN.)	"HEX" (IN.)
50/PH	¼ - 18	2.25	0.79	0.69
HOF/PH	⅜ - 18	2.25	0.87	0.75
H2F/PH	½ - 14	2.44	1.01	0.88
BRASS				
BH2F/PH	½ - 14	2.44	0.77	0.88

SOCKET SPECIFICATIONS

	THREAD SIZE NPTF	"A" (IN.)	"B" (IN.)	"HEX" (IN.)
500/PH	⅜ - 18	2.78	1.19	1.00
B17/PH	½ - 14	3.06	1.19	1.00

Female End Connections

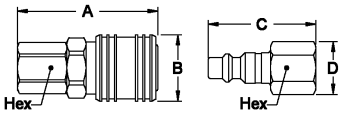

PLUG SPECIFICATIONS

STEEL	THREAD SIZE NPTF	"C" (IN.)	"D" (IN.)	"HEX" (IN.)
H1F/PH	⅜ - 18	2.06	0.94	0.81
H3F/PH	½ - 14	2.34	1.15	1.00

SOCKET SPECIFICATIONS

	HOSE I.D. (IN.)	"A" (IN.)	"B" (IN.)
570/PH	⅜	3.32	1.19
580/PH	½	3.24	1.19

Hose Stem End Connections

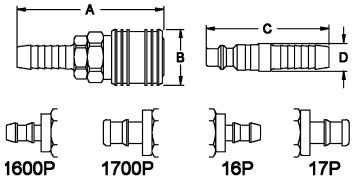

PLUG SPECIFICATIONS

STEEL	HOSE I.D. (IN.)	"A" (IN.)	"B" (IN.)
H4F/PH	⅜	2.66	0.69
H5F/PH	½	2.66	0.75

Pin Lock Series – 1-Way 3000/4000/5000/6000 Series

FEATURES
- The original automatic one-way shutoff coupling designed by Hansen–The Industry Standard
- Rugged, reliable
- Easy, automatic, push-to-connect design provides instantaneous connection and disconnection of lines, plus automatic shut-off of socket end of line
- ¼" and ½" sockets accept MIL-C-4109 plugs
- Optional sleeve lock prevents accidental disconnect
- Optional seal and valve materials available

STANDARD MATERIALS
- Socket
  - Brass Body
  - Zinc Plated Steel Valve
  - Buna-N (Nitrile) Seal
  - Stainless Steel Springs
  - Stainless Steel Locking Pins
- Plugs
  - Zinc Plated Case-Hardened Steel (All Sizes)
  - Brass (All Sizes)
  - Stainless Steel (Series 3000)

ACCESSORIES
- Dust caps and dust plugs

Industrial Interchange Pin Lock Couplings designed for compressed air, gases, and liquids. Body sizes are ¼", ⅜", ½", and ¾".

¼" Body (3000 Series) – 1-Way

2,000 PSI, 138 BAR

SOCKET SPECIFICATIONS

BRASS	THREAD SIZE NPTF	"A" (IN.)	"B" (IN.)	"HEX" (IN.)
B32A/PH	⅛ - 27	2.11	1.19	0.69
B32/PH	¼ - 18	2.26	1.19	0.69
B32E/PH	⅜ - 18	2.26	1.19	0.69

Male End Connections

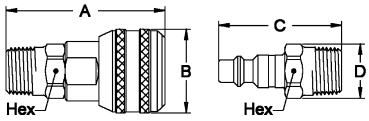

PLUG SPECIFICATIONS

STEEL	THREAD SIZE NPTF	"C" (IN.)	"D" (IN.)	"HEX" (IN.)
H2C/PH	¼ - 18	1.75	0.65	0.56
H0C/PH	⅛ - 27	1.59	0.58	0.50
H2C-E/PH	⅜ - 18	1.75	0.79	0.69
BRASS				
BH2C/PH	¼ - 18	1.75	0.64	0.56

SOCKET SPECIFICATIONS

BRASS	THREAD SIZE NPTF	"A" (IN.)	"B" (IN.)	"HEX" (IN.)
B33/PH	¼ - 18	2.17	1.19	0.69

Female End Connections

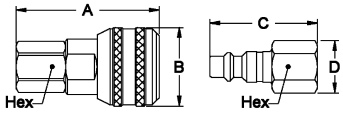

PLUG SPECIFICATIONS

STEEL	THREAD SIZE NPTF	"C" (IN.)	"D" (IN.)	"HEX" (IN.)
H3C/PH	¼ - 18	1.63	0.79	0.69
H1C/PH	⅛ - 27	1.47	0.65	0.56
H3C-E/PH	⅜ - 18	1.69	0.94	0.81
BRASS				
BH3F/PH	½ - 14	2.34	1.15	1.00

SOCKET SPECIFICATIONS

BRASS	HOSE I.D. (IN.)	"A" (IN.)	"B" (IN.)
B30-5B/PH	¼	2.70	1.19

Hose Stem End Connections

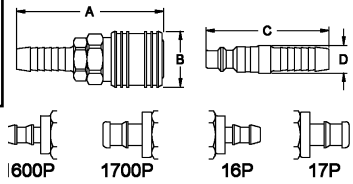

PLUG SPECIFICATIONS

STEEL	HOSE I.D. (IN.)	"A" (IN.)	"B" (IN.)
H8C/PH	¼	2.22	0.50
H9C/PH	⅜	2.31	0.50
HBC-D/PH	5/16	2.22	0.50

Pin Lock Series – 1-Way
⅜" Body (4000 Series)

1,000 PSI, 69 BAR

SOCKET SPECIFICATIONS

BRASS	THREAD SIZE NPTF	"A" (IN.)	"B" (IN.)	"HEX" (IN.)
4000/PH	¼ - 18	2.35	1.38	0.88
B34/PH	⅜ - 18	2.35	1.38	0.88
4500/PH	½ - 14	2.54	1.38	0.88

Male End Connections

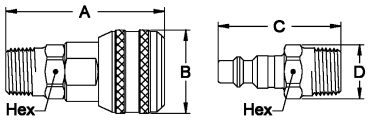

PLUG SPECIFICATIONS

STEEL	THREAD SIZE NPTF	"C" (IN.)	"D" (IN.)	"HEX" (IN.)
H00E/PH	⅛ - 27	1.72	0.72	0.63
H0E/PH	¼ - 18	1.88	0.72	0.63
H2E/PH	⅜ - 18	1.88	0.79	0.69
H2E-F/PH	½ - 14	2.09	1.01	0.88
BRASS				
BH2E/PH	⅜ - 18	1.88	0.77	0.69

SOCKET SPECIFICATIONS

BRASS	THREAD SIZE NPTF	"A" (IN.)	"B" (IN.)	"HEX" (IN.)
4000/PH	¼ - 18	2.10	1.38	0.88
4200/PH	⅜ - 18	2.35	1.38	0.88
4400/PH	½ - 14	2.62	1.38	1.00

Female End Connections

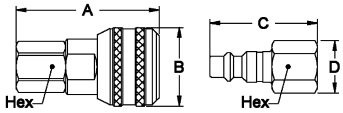

PLUG SPECIFICATIONS

STEEL	THREAD SIZE NPTF	"C" (IN.)	"D" (IN.)	"HEX" (IN.)
H1E/PH	¼ - 18	1.63	0.79	0.69
H3E/PH	⅜ - 18	1.81	0.94	0.81
H3E-F/PH	½ - 14	2.06	1.15	1.00
BRASS				
BH3E/PH	⅜ - 18	1.81	0.91	0.81

SOCKET SPECIFICATIONS

BRASS	HOSE I.D. (IN.)	"A" (IN.)	"B" (IN.)
B34-5B/PH	⅜	2.82	1.38
40800/PH	½	2.92	1.38

Hose Stem End Connections

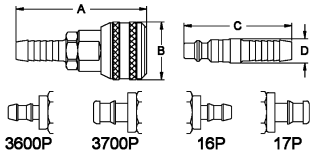

PLUG SPECIFICATIONS

STEEL	HOSE I.D. (IN.)	"A" (IN.)	"B" (IN.)
H5E/PH	⅜	2.34	0.63
H6E/PH	½	2.34	0.81

Pin Lock Series– 1-Way ½" Body (5000 Series)

500 PSI, 35 BAR

SOCKET SPECIFICATIONS

BRASS	THREAD SIZE NPTF	"A" (IN.)	"B" (IN.)	"HEX" (IN.)
5100/PH	⅜ - 18	2.79	1.50	1.00
B36/PH	½ - 14	2.98	1.50	1.00
5500/PH	¾ - 14	2.90	1.50	1.06

Male End Connections

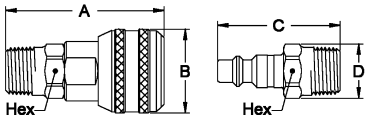

PLUG SPECIFICATIONS

STEEL	THREAD SIZE NPTF	"C" (IN.)	"D" (IN.)	"HEX" (IN.)
50/PH	¼ - 18	2.25	0.79	0.69
H0F/PH	⅜ - 18	2.25	0.87	0.75
H2F/PH	½ - 14	2.44	1.01	0.88
H2F-G/PH	¾ - 14	2.50	1.23	1.06
BRASS				
BH2F/PH	½ - 14	2.44	0.77	0.69

SOCKET SPECIFICATIONS

BRASS	THREAD SIZE NPTF	"A" (IN.)	"B" (IN.)	"HEX" (IN.)
B37E/PH	⅜ - 18	2.79	1.50	1.00
5200/PH	½ - 14	3.07	1.50	1.00
5400/PH	¾ - 14	3.10	1.50	1.19

Female End Connections

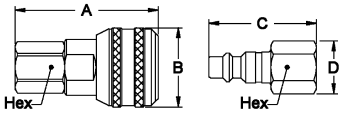

PLUG SPECIFICATIONS

STEEL	THREAD SIZE NPTF	"C" (IN.)	"D" (IN.)	"HEX" (IN.)
H1F/PH	⅜ - 18	2.06	0.94	0.81
H3F/PH	½ - 14	2.34	1.15	1.00

SOCKET SPECIFICATIONS

BRASS	HOSE I.D. (IN.)	"A" (IN.)	"B" (IN.)
50400/PH	¼	3.26	1.50
5700/PH	⅜	3.33	1.50
5800/PH	½	3.25	1.50
5900/PH	¾	4.10	1.50

Hose Stem End Connections

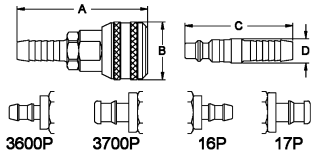

PLUG SPECIFICATIONS

STEEL	HOSE I.D. (IN.)	"A" (IN.)	"B" (IN.)
H4F/PH	⅜	2.66	0.69
H5F/PH	½	2.66	0.75
H5F-G/PH	¾	3.50	1.00

Pin Lock Series – 1-Way
¾" Body (6000 Series)
220 PSI, 15 BAR

SOCKET SPECIFICATIONS

BRASS	THREAD SIZE NPTF	"A" (IN.)	"B" (IN.)	"HEX" (IN.)
6300/PH	½ - 14	2.94	1.88	1.31
6500/PH	¾ - 14	2.94	1.88	1.31
6700/PH	1 - 11 ½	3.13	1.88	1.31

Male End Connections

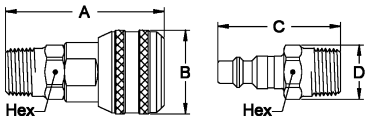

PLUG SPECIFICATIONS

STEEL	THREAD SIZE NPTF	"C" (IN.)	"D" (IN.)	"HEX" (IN.)
H2G-F/PH	½ - 14	2.31	1.15	1.00
66A/PH	¾ - 14	2.38	1.23	1.06
68A/PH	1 - 11 ½	2.56	1.52	1.31

SOCKET SPECIFICATIONS

BRASS	THREAD SIZE NPTF	"A" (IN.)	"B" (IN.)	"HEX" (IN.)
6200/PH	½ - 14	2.85	1.88	1.31
6400/PH	¾ - 14	3.00	1.88	1.31
6600/PH	1 - 11 ½	3.19	1.88	1.56

Female End Connections

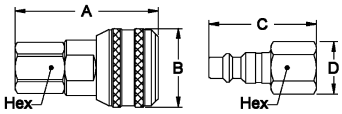

PLUG SPECIFICATIONS

STEEL	THREAD SIZE NPTF	"C" (IN.)	"D" (IN.)	"HEX" (IN.)
H3G-F/PH	½ - 14	2.22	1.15	1.00
H2G/PH	¾ - 14	2.22	1.37	1.19
H2G-J/PH	1 - 11 ½	2.41	1.80	1.56

SOCKET SPECIFICATIONS

BRASS	HOSE I.D. (IN.)	"A" (IN.)	"B" (IN.)
6800/PH	½	3.21	1.88
6900/PH	¾	4.06	1.88
7000/PH	1	4.07	1.88

Hose Stem End Connections

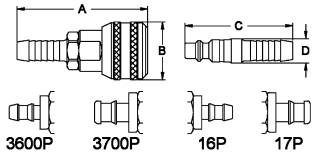

PLUG SPECIFICATIONS

STEEL	HOSE I.D. (IN.)	"A" (IN.)	"B" (IN.)
H5G-F/PH	½	2.53	0.94
H5G/PH	¾	3.44	1.06
H5G-J/PH	1	3.44	1.31

Auto-Flow Series – 1-Way 23 Series

150 PSI, 10 BAR

FEATURES
- Auto-Flo 23 is the first automatic universal coupling designed to operate with Industrial, ARO 210 and Tru-Flate Interchange plugs.
- Easy, automatic, push-to-connect design provides instantaneous connection and disconnection of lines, plus automatic shut-off of socket end of line
- Sleeve guard protects against accidental disconnection

STANDARD MATERIALS
- Socket
  - Brass Body
  - Brass Valve
  - Zinc Plated Steel Sleeve
  - Buna-N (Nitrile) Seal
  - Stainless Steel Springs
  - Stainless Steel Locking Pins
- Plugs
  - Industrial Interchange (Series 3000)
    - Zinc Plated Case-Hardened Steel
    - Brass
    - Stainless Steel
  - ARO 210, Tru-Flate and CEJN/Rectus Interchanges
    - Zinc Plated Case-Hardened Steel

Auto-Flow 23 Socket

ARO 210 Interchange Plug

Industrial Interchange Plug
Series 3000, page 403

Tru-Flate Interchange Plug

High flow, automatic Quick-Connect Couplings designed for use with compressed air.

Male End Connections

SOCKET SPECIFICATIONS

	THREAD SIZE NPTF	"A" (IN.)	"B" (IN.)	"HEX" (IN.)
B12/PH	¼ - 18	2.23	0.94	0.81
B12E/PH	⅜ - 18	2.23	0.94	0.81

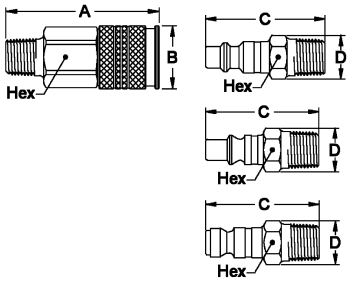

PLUG SPECIFICATIONS

STEEL	THREAD SIZE NPTF	"C" (IN.)	"D" (IN.)	"HEX" (IN.)
ARO 210 INTERCHANGE				
A2C/PH	¼ - 18	1.68	0.65	0.56
A2C-E/PH	⅜ - 18	1.68	0.79	0.69
TRU-FLATE INTERCHANGE				
2C/PH	¼ - 18	1.65	0.65	0.56
2C-E/PH	⅜ - 18	1.65	0.79	0.69

Female End Connections

SOCKET SPECIFICATIONS

	THREAD SIZE NPTF	"A" (IN.)	"B" (IN.)	"HEX" (IN.)
B13/PH	¼ - 18	2.02	0.94	0.81
B13E/PH	⅜ - 18	2.02	0.94	0.81

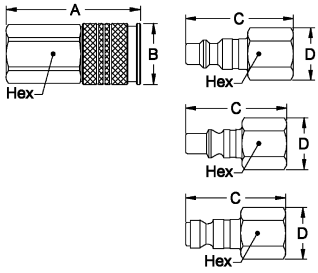

PLUG SPECIFICATIONS

STEEL	THREAD SIZE NPTF	"C" (IN.)	"D" (IN.)	"HEX" (IN.)
ARO 210 INTERCHANGE				
A3C/PH	¼ - 18	1.55	0.79	0.69
A3C-E/PH	⅜ - 18	1.61	0.94	0.81
TRU-FLATE INTERCHANGE				
3C/PH	¼ - 18	1.53	0.79	0.69
3C-E/PH	⅜ - 18	1.59	0.94	0.81

Hose Stem End Connections

SOCKET SPECIFICATIONS

BRASS	HOSE I.D. (IN.)	"A" (IN.)	"B" (IN.)
B10-3B/PH	¼	2.76	0.94
B10-5B/PH	⅜	2.73	0.94

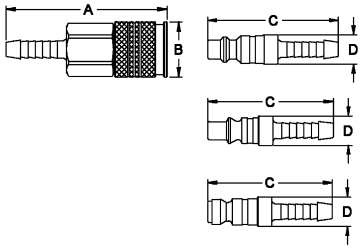

PLUG SPECIFICATIONS

STEEL	HOSE I.D. (IN.)	"C" (IN.)	"D" (IN.)
ARO 210 INTERCHANGE			
A8C/PH	¼	2.14	0.50
TRU-FLATE INTERCHANGE			
8C/PH	¼	2.12	0.50
9C/PH	⅜	2.12	0.50

ST Series Straight Through

Series ST straight-through couplings are designed for use where minimum pressure drop is required and valving is not needed. They are well suited for use on pressure wash, steam cleaning and carpet cleaning equipment, and many fluid transfer systems. Body sizes range from ⅛" to 1 ½".

FEATURES
- Ball lock
- Manual connect, disconnect
- Smooth bore permits free flow of liquid or gas
- Zinc plated steel construction
- Male and female NPTF, BSPP and hose stem connections

STANDARD MATERIALS
- Brass or 303 stainless steel socket construction
- Stainless steel springs, balls and retaining rings
- Brass, zinc plated steel and 303 stainless steel plugs
- High impulse heat treated 416 stainless steel plugs available in ¼" and ⅜" body sizes
- Buna-N (Nitrile)seals

OPTIONS
- Sleeve lock
- Seals: Teflon (1-ST through 8-ST), Neoprene, Viton, Buna-N and EPDM

ACCESSORIES
- Dust caps and dust plugs for a limited number of sizes

Male End Connections

SOCKET

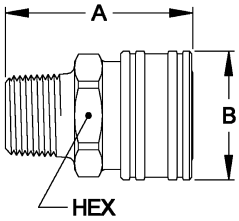

SPECIFICATIONS

BODY SIZE (IN.)	PRODUCT I.D. BRASS	PRODUCT I.D. STAINLESS	THREAD SIZE NPTF	THREAD SIZE BSPP	"A" (IN.)	"B" (IN.)	"HEX" (IN.)
⅛	BST-1M/PH	SST-1M/PH	⅛ - 27	–	1.06	0.69	0.50
¼	BST-2M/PH	SST-2M/PH	¼ - 18	–	1.72	0.94	0.81
⅜	BST-3M/PH	SST-3M/PH	⅜ - 18	–	1.75	1.13	1.00
⅜	BST-4M/PH	SST-4M/PH	½ - 14	–	2.03	1.31	1.13
½	BST-6M/PH	SST-6M/PH	¾ - 14	–	2.22	1.69	1.44
½	BST-8M/PH	–	1 - 11 ½	–	2.53	2.00	1.75

Female End Connections

SOCKET

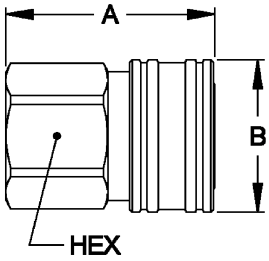

SPECIFICATIONS

BODY SIZE (IN.)	PRODUCT I.D. BRASS	PRODUCT I.D. STAINLESS	THREAD SIZE NPTF	THREAD SIZE BSPP	"A" (IN.)	"B" (IN.)	"HEX" (IN.)
⅛	BST-1/PH	SST-1/PH	⅛ - 27	–	1.06	0.69	0.50
¼	BST-2/PH	SST-2/PH	¼ - 18	–	1.50	0.94	0.81
⅜	BST-3/PH	SST-3/PH	⅜ - 18	–	1.59	1.13	1.00
½	BST-4/PH	SST-4/PH	½ - 14	–	1.91	1.31	1.13
¾	BST-6/PH	SST-6/PH	¾ - 14	–	2.06	1.69	1.44
1	BST-8/PH	SST-8/PH	1 - 11 ½	–	2.31	2.00	1.75
1 ¼	BST-10/PH	SST-10/PH	1 ¼ - 11 ½	–	2.44	2.50	2.00
1 ½	BST-12/PH	SST-12/PH	1 ½ - 11 ½	–	2.88	3.13	2.63

ST Series Straight Through

RATED PRESSURE*

SERIES	BODY SIZE (IN.)	BRASS SOCKET/BRASS PLUG		BRASS SOCKET/STEEL PLUG		STAINLESS STEEL SOCKET & PLUG	
		PSI	BAR	PSI	BAR	PSI	BAR
1-ST	⅛	2800	193	3400	234	4200	290
2-ST	¼	5200	359	5500	379	7500	517
3-ST	⅜	2800	193	4200	290	6300	434
4-ST	½	2200	152	3500	241	3600	248
6-ST	¾	1700	117	2100	145	3000	207
8-ST	1	1300	90	2000	138	2000	138
10-ST	1 ¼	1700	117	2700	186	2200	152
12-ST	1 ½	1400	97	2200	152	2500	172

* Pressure ratings are for sockets and plugs with threaded end connections. Pressure ratings of couplings with hose stems may be significantly lower and will depend on the type of hose and the method of clamping. Refer to hose manufacturer's end connection pressure ratings. The best way to determine suitability for an application is to run pressure testing under controlled conditions.

Male End Connections

PLUG

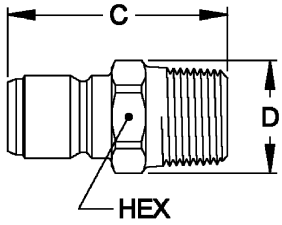

SPECIFICATIONS

BODY SIZE (IN.)	PRODUCT I.D.			THREAD SIZE NPTF	THREAD SIZE BSPP	"C" (IN.)	"D" (IN.)	"HEX" (IN.)
	BRASS	STEEL	STAINLESS					
⅛	BST-N1M/PH	ST-N1M/PH	SST-N1M/PH	⅛ - 27	–	1.09	0.51	0.44
¼	BST-N2M/PH	ST-N2M/PH	SST-N2M/PH	¼ - 18	–	1.61	0.65	0.56
⅜	BST-N3M/PH	ST-N3M/PH	SST-N3M/PH	⅜ - 18	–	1.69	0.79	0.69
½	BST-N4M/PH	ST-N4M/PH	SST-N4M/PH	½ - 14	–	2.03	1.01	0.88
¾	BST-N6M/PH	ST-N6M/PH	SST-N6M/PH	¾ - 14	–	2.25	1.23	1.06
1	BST-N8M/PH	ST-N8M/PH	SST-N8M/PH	1 - 11 ½	–	2.53	1.59	1.38
1 ½	BST-N12M/PH	–	–	1 ½ - 11 ½	–	3.31	2.60	2.25

Female End Connections

PLUG

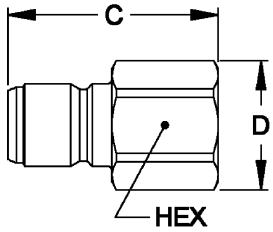

SPECIFICATIONS

BODY SIZE (IN.)	PRODUCT I.D.			THREAD SIZE NPTF	THREAD SIZE BSPP	"C" (IN.)	"D" (IN.)	"HEX" (IN.)
	BRASS	STEEL	STAINLESS					
⅛	BST-N1/PH	ST-N1/PH	–	⅛ - 27	–	1.00	0.58	0.50
¼	BST-N2/PH	ST-N2/PH	SST-N2/PH	¼ - 18	–	1.50	0.79	0.69
⅜	BST-N3/PH	ST-N3/PH	SST-N3/PH	⅜ - 18	–	1.63	0.94	0.81
½	BST-N4/PH	ST-N4/PH	SST-N4/PH	½ - 14	–	1.94	1.15	1.00
¾	BST-N6/PH	ST-N6/PH	SST-N6/PH	¾ - 14	–	2.06	1.37	1.19
1	BST-N8/PH	ST-N8/PH	SST-N8/PH	1 - 11 ½	–	2.21	1.80	1.56
1 ¼	BST-N10/PH	–	–	1 ¼ - 11 ½	–	2.34	2.31	2.00
1 ½	BST-N12/PH	–	–	1 ½ - 11 ½	–	2.88	2.60	2.25

Series Gas-Mate
⅜" to 1"

Gas-Mate couplings are one-way shut-off safety couplings designed for use with various fuel gases. Body sizes are ⅜", ½", ¾"and 1.

FEATURES
- Connect and disconnect without using wrenches
- Automatic shut-off when plug is removed from socket
- In case of fire, heat-sensitive plug allows socket valve to close, stopping gas flow

STANDARD MATERIALS
- Brass construction
- Stainless steel locking balls
- Viton socket o-ring
- Valve actuator soldered to plug with low melting temperature alloy

ACCESSORIES
- Dust caps and dust plugs

For connection of gas cooking appliances and other gas-fired devices.

CSA design certified, in both the United States and Canada, for natural gas, manufactured gas, liquefied petroleum and LP gas-air mixtures at pressures not in excess of 1/2 psig (3.5 kPa).

Complies with the requirements of ANSI Z21.41 & CSA 6.9-M98.

CAPACITIES

BODY SIZE (IN.)	SOCKET	PLUG	CAPACITY* BTU/HR	SOCKET O-RING
⅜	100-006/PH	100-506/PH	60,000	914-3-143M
½	100-008/PH	100-508/PH	90,000	902-14-143M
¾	100-010/PH	100-510/PH	245,000	902-18-143M
1	100-012/PH	100-512/PH	310,000	902-23-143M

* Capacity is based on natural gas having a specific gravity of 0.64 and a heat capacity of 1,000 BTU per cubic foot. Inlet pressure is 12 inches water column and the pressure drop is 0.3 inch water column.

SOCKET SPECIFICATIONS

BODY SIZE (IN.)		THREAD SIZE NPTF	"A" (IN.)	"B" (IN.)	ACROSS FLATS (IN.)
⅜	100-006/PH	⅜ - 18	2.44	1.13	1.00
½	100-008/PH	½ - 14	2.84	1.38	1.13
¾	100-010/PH	¾ - 14	3.17	1.75	1.50
1	100-012/PH	1 - 11 ½	3.94	2.13	1.75

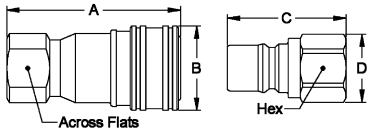

PLUG SPECIFICATIONS

BODY SIZE (IN.)		THREAD SIZE NPTF	"C" (IN.)	"D" (IN.)	"HEX" (IN.)
⅜	100-506/PH	⅜ - 18	1.59	0.94	0.81
½	100-508/PH	½ - 14	1.94	1.16	1.00
¾	100-510/PH	¾ - 14	2.06	1.52	1.31
1	100-512/PH	1 - 11 ½	2.47	1.73	1.50

Dust Caps and Dust Plugs

The use of dust caps and dust plugs keeps mating surfaces of disconnected couplings clean, and extends the useful life of seals and mechanical components. Plug dust caps prevent damage to plugs that could make a coupling unusable. All dust caps and plugs offered for Hansen couplings are listed on this page.

SPECIFICATIONS

COUPLING TYPE	COUPLING SERIES	PLUG DUST CAP		SOCKET DUST CAP	
		METAL	VINYL	METAL	VINYL
TWO-WAY	1-HK	H1-65/PH	H1-65M/PH	H1-66/PH	H1-66M/PH
	2-HK	H2-65/PH	H2-65M/PH	H2-66/PH	H2-66M/PH
	3-HK	H3-65/PH	H3-65M/PH	H3-66/PH	H3-66M/PH
	4-HK	H4-65/PH	H4-65M/PH	H4-66/PH	H4-66M/PH
	6-HK	H6-65/PH	H6-65M/PH	H6-66/PH	H6-66M/PH
	8-HK	H8-65/PH	H8-65M/PH	H8-66/PH	H8-66M/PH
	12-HK	H12-65/PH	–	H12-66/PH	–
ONE-WAY	3000	–	–	–	H1-66M/PH
	4000	–	–	–	H2-66M/PH
	5000	–	H2-65M/PH	–	–
	6000	–	H3-65M/PH	–	–
	1000	–	–	–	H1-66M/PH
	400	–	–	–	H2-66M/PH
	600	–	H1-65M/PH	–	H1-66M/PH
	700	–	H1-65M/PH	–	H1-66M/PH
STRAIGHT THROUGH	2-ST	–	–	–	H1-66M/PH
	3-ST	–	–	–	H2-66M/PH
	6-ST	–	H4-65M/PH	–	H4-66M/PH
	8-ST	–	H6-65M/PH	–	–
	10-ST	–	H8-65M/PH	–	–
GAS MATE	⅜	H2-65/PH	H2-65M/PH	H2-66/PH	H2-66M/PH
	½	H3-65/PH	H3-65M/PH	H3-66/PH	H3-66M/PH
	¾	H4-65/PH	H4-65M/PH	H4-66/PH	H4-66M/PH
	1	H6-65/PH	H6-65M/PH	H6-66/PH	H6-66M/PH

Vinyl Plug Dust Cap

Vinyl Socket Dust Cap

Metal Plug Dust Cap

Metal Socket Dust Cap

Safety Blow Guns

Perma Tip Gun

PART # 32-99010

FEATURES:
- Tamper proof vent holes increase total air flow
- One piece construction

APPLICATION:
- Industrial & automotive shops where increased air flow is needed
- For blowing away dust, metal chips, wood chips, etc.

Super Booster Gun

PART # 32-99004

FEATURES:
- Largest volume of air at lower velocity
- Reduces noise
- Small tip for narrow openings

APPLICATION:
- Industrial & automotive shops where there is a larger area to cover

Booster Tip Gun

PART # 32-99014

FEATURES:
- Dual hole brass tip
- Increase air flow
- Small tip for narrow openings

APPLICATION:
- Industrial & automotive applications where increased air volume is needed
- Not for large areas

Basic Gun

PART # 32-99011

FEATURES:
- Meets OSHA requirements when used with safety tips

Booster Tip

PART # 32-99015

Straight Extension

(12") PART # 32-99020
(18") PART # 32-99022

Non-Restricted Guns

Rubber Tip Gun

PART # 32-99030

FEATURES:
- Tapered rubber tip for leakproof connection
- Will not scratch surfaces

APPLICATION:
- Automotive, Industrial for blowing out blocked passages

Tapered Tip Gun

PART # 32-99063

FEATURES:
- Durable, tapered tip
- Will not scratch surfaces

APPLICATION:
- Industrial, automotive shops for general cleaning, where high velocity air is not required

Nylon Recoil Air Hose Standard Assemblies

180 PSI Working Pressure

SPECIFICATIONS

	HOSE I.D. (IN.)	HOSE LENGTH (FT.)
12121	⅛	12
14121	¼	12
14251	¼	25
17251	½	25

Compression Fitting Kits

Fitting Kit for Recoil Standard Hose

(Includes Spring Guard, Body, Nut, Ferrule and Nut)

SPECIFICATIONS

	HOSE I.D. (IN.)	MALE PIPE (IN.)
01400	¼	¼
01600	⅜	⅜
01700	½	½

Tank Valves & Air Chucks

SPECIFICATIONS

	NAME OF PART	PIPE THREAD (IN.)
645E-6	Tank Valve - Long	⅛
9166L-8	Tank Valve - Short	⅛
362-AIRCHUCK	Air Chuck	¼
6739	Air Chuck with Clip	¼
S690	Dual Foot Airchuck	¼

Air Hose Swivel Extension

Black Hose

300 PSI

SPECIFICATIONS

WHIP-HOSE-PLUS-12
WHIP-HOSE-PLUS-24
WHIP-HOSE-PLUS-30

Red Hose

200 PSI

SPECIFICATIONS

WHIP-HOSE-12
WHIP-HOSE-24
WHIP-HOSE-30

HK Series - 2 Way 1HK to 8 HK ⅛" to 1" Body

Series HK Couplings are designed for general purpose hydraulic service. Some are suitable for use with various liquids, chemicals, steam, gases, and vacuum. Series HK couplings conform to the dimensional requirements of ISO 7241-1 Series B.

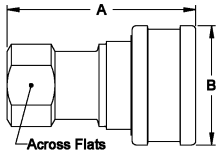

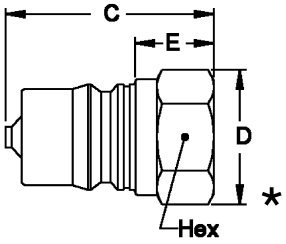

FEATURES
- Brass, steel and stainless steel construction available in all sizes.
- End connections are female NPTF, BSPP and SAE o-ring boss.
- Heavy duty steel couplings for use in high impulse service available in most size.
- Steam coupling available in ⅜" body size.

STANDARD MATERIALS
- Brass, zinc-plated steel, stainless steel.
- Stainless steel springs, balls and retaining rings.
- Buna-N (Nitrile)seals.
- Teflon back-up rings in 1-HK through 8-HK steel and stainless steel sockets.

OPTIONS
- Non-valved socket and plug.
- Valve actuator in socket or plug.
- Bleeder-style plug.
- Sleeve lock.
- Seals: Teflon, Neoprene, Viton, Buna-N, EPDM and Kalrez.

ACCESSORIES
- Dust caps and dust plugs.

SOCKET SPECIFICATIONS

BODY SIZE (IN.)	PRODUCT I.D. BRASS STANDARD	STEEL STANDARD	STAINLESS STEEL 303	THREAD SIZE FEMALE NPTF	"A" (IN.)	"B" (IN.)	"ACROSS FLATS" (IN.)
⅛	BH1-60/PH	H1-62/PH	SH1-62/PH	⅛ - 27	1.91	0.98	0.56
¼	BH2-60/PH	H2-62/PH	SH2-62/PH	¼ - 18	2.26	1.17	0.75
⅜	BH3-60/PH	H3-62/PH	SH3-62/PH	⅜ - 18	2.56	1.42	0.88
½	BH4-60/PH	H4-62/PH	SH4-62/PH	½ - 14	2.96	1.86	1.13
¾	BH6-60/PH	H6-62/PH	SH6-62/PH	¾ - 14	3.48	2.22	1.31
1	BH8-60/PH	H8-62/PH	SH8-62/PH	1 - 11 ½	4.13	2.61	1.75

PLUG SPECIFICATIONS

BODY SIZE (IN.)	PRODUCT I.D. BRASS STANDARD	STEEL STANDARD	STAINLESS STEEL 303	THREAD SIZE FEMALE NPTF	"C" (IN.)	"D" (IN.)	"E" (IN.)	"HEX" (IN.)
⅛	BH1-61/PH	H1-63/PH	SH1-63/PH	⅛ - 27	1.26	0.65	0.44	0.56
¼	BH2-61/PH	H2-63/PH*	SH2-63/PH	¼ - 18	1.52	0.87	0.56	0.75
⅜	BH3-61/PH	H3-63/PH	SH3-63/PH	⅜ - 18	1.76	1.01	0.61	0.88
½	BH4-61/PH	H4-63/PH	SH4-63/PH	½ - 14	2.03	1.30	0.76	1.13
¾	BH6-61/PH	H6-63/PH	SH6-63/PH	¾ - 14	2.36	1.52	0.71	1.31
1	BH8-61/PH	H8-63/PH	SH8-63/PH	1 - 11 ½	2.85	1.88	0.97	1.63

* Kubota Interchange

RATED PRESSURE & FLOW CAPACITY

SERIES	BODY SIZE (IN.)	BRASS PSI	BRASS BAR	STEEL PSI	STEEL BAR	STAINLESS STEEL PSI	STAINLESS STEEL BAR
1-HK	⅛	3,000	207	4,000	275	5,000	344
2-HK	¼	2,700	186	3,700	255	3,700	255
3-HK	⅜	2,200	152	3,700	255	3,700	255
4-HKP	½	2,250	155	5,000	345	4,250	293
6-HKP	¾	2,000	138	4,000	275	3,500	242
8-HKP	1	1,500	103	4,000	275	2,500	173
10-HJ	1 ¼	1,200	83	1,700	118	1,700	118
12-HK	1 ½	1,500	104	2,200	152	2,200	152
20-HK	2 ½	700	49	1,500	104	1,500	104

Brass series used on Carpet Cleaning Hose.

HK Series - 2 Way, 12HK
1 ½" Body

SOCKET SPECIFICATIONS

BODY SIZE (IN.)	BRASS STANDARD	STEEL STANDARD	THREAD SIZE FEMALE NPTF	"A" (IN.)	"B" (IN.)	"HEX" (IN.)
1 ½	BH12-604PH	H12-624PH	1 ¼ - 11 ½	4.82	3.23	2.38
1 ½	B12-60N/PH	H12-62N/PH	1 ½ - 11 ½	4.82	3.23	2.38

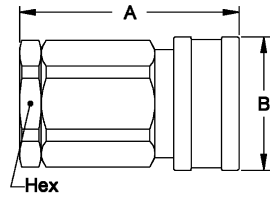

PLUG SPECIFICATIONS

BODY SIZE (IN.)	STEEL STANDARD	THREAD SIZE FEMALE NPTF	"C" (IN.)	"D" (IN.)	"E" (IN.)	"HEX" (IN.)
1 ½	H12-634PH	1 ¼ - 11 ½	4.76	3.02	2.67	2.38
1 ½	H12-63N/PH	1 ½ - 11 ½	4.76	3.02	2.67	2.38

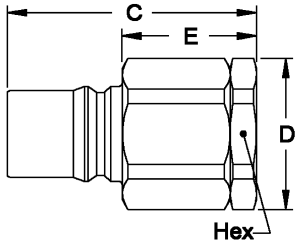

ST Series Straight Through

Series ST straight-through couplings are designed for use where minimum pressure drop is required and valving is not needed. They are well suited for use on pressure wash, steam cleaning and carpet cleaning equipment, and many fluid transfer systems. Body sizes range from ⅛" to 1 ½".

FEATURES
- Ball lock
- Manual connect, disconnect
- Smooth bore permits free flow of liquid or gas
- Zinc plated steel construction
- Male and female NPTF, BSPP and hose stem connections

STANDARD MATERIALS
- Brass or 303 stainless steel socket construction
- Stainless steel springs, balls and retaining rings
- Brass, zinc plated steel and 303 stainless steel plugs
- High impulse heat treated 416 stainless steel plugs available in ¼" and ⅜" body sizes
- Buna-N (Nitrile) seals

OPTIONS
- Sleeve lock
- Seals: Teflon (1-ST through 8-ST), Neoprene, Viton, Buna-N and EPDM

ACCESSORIES
- Dust caps and dust plugs for a limited number of sizes

Male End Connections

SOCKET

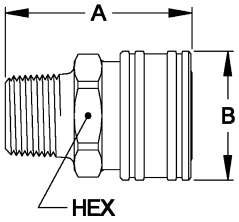

SPECIFICATIONS

BODY SIZE (IN.)	PRODUCT I.D. BRASS	PRODUCT I.D. STAINLESS	THREAD SIZE NPTF	THREAD SIZE BSPP	"A" (IN.)	"B" (IN.)	"HEX" (IN.)
⅛	BST-1M/PH	SST-1M/PH	⅛ - 27	–	1.06	0.69	0.50
¼	BST-2M/PH	SST-2M/PH	¼ - 18	–	1.72	0.94	0.81
⅜	BST-3M/PH	SST-3M/PH	⅜ - 18	–	1.75	1.13	1.00
⅜	BST-4M/PH	SST-4M/PH	½ - 14	–	2.03	1.31	1.13
½	BST-6M/PH	SST-6M/PH	¾ - 14	–	2.22	1.69	1.44
½	BST-8M/PH	–	1 - 11 ½	–	2.53	2.00	1.75

Female End Connections

SOCKET

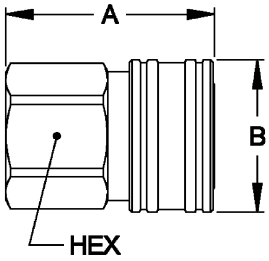

SPECIFICATIONS

BODY SIZE (IN.)	PRODUCT I.D. BRASS	PRODUCT I.D. STAINLESS	THREAD SIZE NPTF	THREAD SIZE BSPP	"A" (IN.)	"B" (IN.)	"HEX" (IN.)
⅛	BST-1/PH	SST-1/PH	⅛ - 27	–	1.06	0.69	0.50
¼	BST-2/PH	SST-2/PH	¼ - 18	–	1.50	0.94	0.81
⅜	BST-3/PH	SST-3/PH	⅜ - 18	–	1.59	1.13	1.00
½	BST-4/PH	SST-4/PH	½ - 14	–	1.91	1.31	1.13
¾	BST-6/PH	SST-6/PH	¾ - 14	–	2.06	1.69	1.44
1	BST-8/PH	SST-8/PH	1 - 11 ½	–	2.31	2.00	1.75
1 ¼	BST-10/PH	SST-10/PH	1 ¼ - 11 ½	–	2.44	2.50	2.00
1 ½	BST-12/PH	SST-12/PH	1 ½ - 11 ½	–	2.88	3.13	2.63

ST Series Straight Through

RATED PRESSURE *

SERIES	BODY SIZE (IN.)	BRASS SOCKET/BRASS PLUG		BRASS SOCKET/STEEL PLUG		STAINLESS STEEL SOCKET & PLUG	
		PSI	BAR	PSI	BAR	PSI	BAR
1-ST	⅛	2800	193	3400	234	4200	290
2-ST	¼	5200	359	5500	379	7500	517
3-ST	⅜	2800	193	4200	290	6300	434
4-ST	½	2200	152	3500	241	3600	248
6-ST	¾	1700	117	2100	145	3000	207
8-ST	1	1300	90	2000	138	2000	138
10-ST	1 ¼	1700	117	2700	186	2200	152
12-ST	1 ½	1400	97	2200	152	2500	172

* Pressure ratings are for sockets and plugs with threaded end connections. Pressure ratings of couplings with hose stems may be significantly lower and will depend on the type of hose and the method of clamping. Refer to hose manufacturer's end connection pressure ratings. The best way to determine suitability for an application is to run pressure testing under controlled conditions.

Male End Connections

PLUG

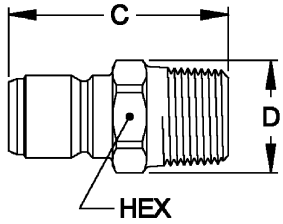

SPECIFICATIONS

BODY SIZE (IN.)	PRODUCT I.D.			THREAD SIZE NPTF	THREAD SIZE BSPP	"C" (IN.)	"D" (IN.)	"HEX" (IN.)
	BRASS	STEEL	STAINLESS					
⅛	BST-N1M/PH	ST-N1M/PH	SST-N1M/PH	⅛ - 27	–	1.09	0.51	0.44
¼	BST-N2M/PH	ST-N2M/PH	SST-N2M/PH	¼ - 18	–	1.61	0.65	0.56
⅜	BST-N3M/PH	ST-N3M/PH	SST-N3M/PH	⅜ - 18	–	1.69	0.79	0.69
½	BST-N4M/PH	ST-N4M/PH	SST-N4M/PH	½ - 14	–	2.03	1.01	0.88
¾	BST-N6M/PH	ST-N6M/PH	SST-N6M/PH	¾ - 14	–	2.25	1.23	1.06
1	BST-N8M/PH	ST-N8M/PH	SST-N8M/PH	1 - 11 ½	–	2.53	1.59	1.38
1 ½	BST-N12M/PH	–	–	1 ½ - 11 ½	–	3.31	2.60	2.25

Female End Connections

PLUG

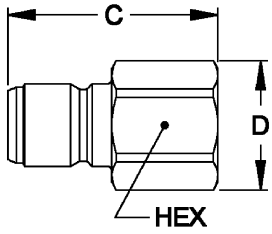

SPECIFICATIONS

BODY SIZE (IN.)	PRODUCT I.D.			THREAD SIZE NPTF	THREAD SIZE BSPP	"C" (IN.)	"D" (IN.)	"HEX" (IN.)
	BRASS	STEEL	STAINLESS					
⅛	BST-N1/PH	ST-N1/PH	–	⅛ - 27	–	1.00	0.58	0.50
¼	BST-N2/PH	ST-N2/PH	SST-N2/PH	¼ - 18	–	1.50	0.79	0.69
⅜	BST-N3/PH	ST-N3/PH	SST-N3/PH	⅜ - 18	–	1.63	0.94	0.81
½	BST-N4/PH	ST-N4/PH	SST-N4/PH	½ - 14	–	1.94	1.15	1.00
¾	BST-N6/PH	ST-N6/PH	SST-N6/PH	¾ - 14	–	2.06	1.37	1.19
1	BST-N8/PH	ST-N8/PH	SST-N8/PH	1 - 11 ½	–	2.21	1.80	1.56
1 ¼	BST-N10/PH	–	–	1 ¼ - 11 ½	–	2.34	2.31	2.00
1 ½	BST-N12/PH	–	–	1 ½ - 11 ½	–	2.88	2.60	2.25

HA Series

FEATURES
- Ball lock
- Manual connect, disconnect
- Slim profile
- Zinc plated steel construction
- NPTF and BSPP end connections
- Available push-to-connect socket designed for bulkhead mounting (½" body size only)
- Interchanges with Aeroquip 5600 & Parker 6600

STANDARD MATERIALS
- Zinc-plated steel construction
- Stainless steel springs, balls and retaining rings
- Buna-N (Nitrile)seals

ACCESSORIES
- Dust caps and dust plugs.

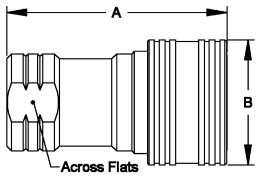

The Series HA 15000 is a general purpose hydraulic and fluid transfer coupling that conforms to the dimensional requirements of ISO 7241-1 Series A. Body sizes are ¼", ⅜", ½", ¾", and 1".

RATED PRESSURE

BODY SIZE (IN.)	PSI	BAR
¼	4568	315
⅜	4568	315
½	3625	250
¾	3625	250
1	2900	200

SOCKET SPECIFICATIONS

BODY SIZE (IN.)	STEEL	THREAD SIZE FEMALE NPTF	THREAD SIZE FEMALE BSPP	"A" (IN.)	"B" (IN.)	"ACROSS FLATS" (IN.)
¼	2-I-16	¼ - 18	–	1.89	0.98	0.75
¼	2-I-16BS	–	¼ - 19	1.89	0.98	0.75
⅜	3-I-21	⅜ - 18	–	2.21	1.18	0.91
⅜	3-I-21BS	–	⅜ - 19	2.21	1.18	0.91
½	4-I-26	½ - 14	–	2.64	1.49	1.06
½	4-I-26BS	–	½ - 14	2.64	1.49	1.06
¾	6-I-31	¾ - 14	–	3.25	1.88	1.38
¾	6-I-31BS	–	¾ - 14	3.25	1.88	1.38
1	8-I-36	1 - 11 ½	–	3.86	2.08	1.62
1	8-I-36BS	–	1 - 11	3.86	2.08	1.62

This system allows automatic connection and disconnection simply by pushing the plug into or pulling it out of the socket body. Pulling on the hose moves the socket body forward relative to the bulkhead mounted double-acting sleeve, and the plug is released without damage to the hose.

Sleeve dimensions for bulkhead mounting are shown at left.

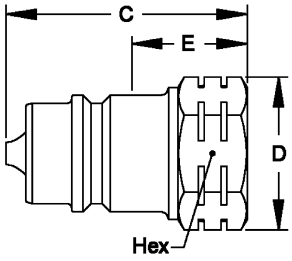

PLUG SPECIFICATIONS

BODY SIZE (IN.)	STEEL	THREAD SIZE FEMALE NPTF	THREAD SIZE FEMALE BSPP	"C" (IN.)	"D" (IN.)	"E" (IN.)	"HEX" (IN.)
¼	2-A-16	¼ - 18	–	1.41	0.86	0.80	0.75
¼	2-A-16BS	–	¼ - 19	1.41	0.86	0.80	0.75
⅜	3-A-21	⅜ - 18	–	1.63	1.04	0.79	0.91
⅜	3-A21BS	–	⅜ - 19	1.63	1.04	0.79	0.91
½	4-A-26	½ - 14	–	1.92	1.22	0.92	1.06
½	4-A-26BS	–	½ - 14	1.92	1.22	0.92	1.06
¾	6-A-31	¾ - 14	–	2.42	1.58	1.09	1.38
¾	6-A-31BS	–	¾ - 14	2.42	1.58	1.09	1.38
1	8-A-36	1 - 11 ½	–	2.83	1.85	1.19	1.62
1	8-A-36BS	–	1 - 11	2.83	1.85	1.19	1.62

FF (Flat Face) Series - 2 Way

FEATURES
- Ball lock
- Push-to-connect
- ⅜" and ½" couplings meet HTMA (Hydraulic Tool Manufacturers Association) dimensional standards
- Minimal fluid loss when disconnecting
- Minimal air inclusion when connecting
- NPTF and BSPP threads available
- Standard sleeve lock
- 3,000 PSI, 50 GPM

STANDARD MATERIALS
- Zinc-plated steel construction
- Stainless steel springs and balls
- Buna-N (Nitrile)seals

ACCESSORIES
- Dust caps

USED ON
- Hydraulic tools in aerial bucket trucks.
- Construction, railway, & mining equipment. 3,000 PSI, 50 GPM



The Series QA 29000 is a flat face dry break or minimum spill hydraulic coupling. Body sizes are ⅜" and 1".

SOCKET SPECIFICATIONS

BODY SIZE (IN.)	STEEL	THREAD SIZE FEMALE NPTF	THREAD SIZE FEMALE BSPP	"A" (IN.)	"B" (IN.)	"HEX" (IN.)
⅜	FF-371-6FP/PH	⅜ - 18	–	2.81	1.26	1.06
⅜	FF-371-6FB/PH	–	⅜ - 19	2.81	1.26	1.06
⅜	FF-371-8FP/PH	½ - 14	–	2.81	1.26	1.06
¾	FF-751-12FP/PH	¾ - 14	–	3.11	1.50	1.38

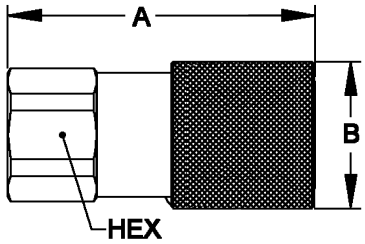

RATED PRESSURE

BODY SIZE (IN.)	SOCKET		PLUG	
	PSI	BAR	PSI	BAR
⅜	2,900	200	5,075	350
¾	2,175	150	4,350	300

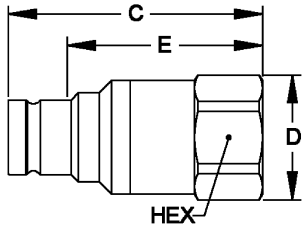

FE Series - 2 Way

USED ON
- Skid Steer Loaders

FEATURES
- 40 GPM
- ISO 16028
- ½" = 3,000 PSI
- ⅝" = 3,625 PSI
- Steel
- Ball Lock
- -40° to +250°

SOCKET SPECIFICATIONS

BODY SIZE (IN.)	STEEL	THREAD	SIZE	"A" (IN.)	"B" (IN.)	"HEX" (IN.)
½	FE-501-8FP	½ - 14	NPSF	2.65	1.58	1.38
½	FE-501-12FO	1 1/16 - 12	UNF	3.10	1.58	1.38
⅝	FE-621-12FO	1 1/16 - 12	UNF	3.67	1.74	1.62

PLUG SPECIFICATIONS

BODY SIZE (IN.)	STEEL	THREAD	SIZE	"C" (IN.)	"D" (IN.)	"E" (IN.)	"HEX" (IN.)
½	FE-502-8FP	½ - 14	NPSF	2.77	1.38	1.96	1.25
½	FE-502-12FO	1 1/16 - 12	UNF	3.05	1.50	2.20	1.38
⅝	FE-622-12FO	1 1/16 - 12	UNF	3.40	1.65	2.60	1.50

FEM Series - 2 Way

USED IN MARKETS:
- Skid Steer Loaders
- Construction
- Agriculture
- Utility

FEATURES:
- 40 GPM
- ISO 16028
- ⅜" - ¾" = 3,625 PSI
- 1" = 2,900 PSI
- Nitrile Seal
- Sleeve Lock
- Steel Body

SOCKET SPECIFICATIONS

BODY SIZE (IN.)	STEEL	THREAD	SIZE	"A" (IN.)	"B" (IN.)	"HEX" (IN.)
½	FEM-501-8FP-NL	½ - 14	NPSF FP	3.04	1.19	1.06
½	FEM-501-10FO-NL	⅞ - 14	UNF ORB	3.04	1.58	1.24
½	FEM-501-12FO-NL	1 1/16 - 12	UNF ORB	3.24	1.58	1.38

PLUG SPECIFICATIONS

BODY SIZE (IN.)	STEEL	THREAD	SIZE	"C" (IN.)	"D" (IN.)	"E" (IN.)	"HEX" (IN.)
½	FEM-502-8FP	½ - 14	NPSF	2.85	1.50	2.15	1.38
½	FEM-502-10FO	⅞ - 14	UNF	2.85	1.50	2.15	1.38
½	FEM-502-12FO	1 1/16 - 12	UNF	3.05	1.50	2.35	1.38

Series 96 Wing Nut

FEATURES
- Non-spill double shut-off with minimum air inclusion
- Connect/disconnect under pressure
- Corrosion resistant brass body
- Plugs can be bulkhead mounted
- Interchanges with other manufacturers' couplings
- Interchanges with Aeroquip 5100 Series

STANDARD MATERIALS
- Brass body (socket & plug)
- Zinc-plated steel wing nut (socket)
- Stainless steel springs
- Buna-N (Nitrile) seals

ACCESSORIES
- Dust caps and dust plugs
- Bulkhead mounting flanges

The Series 96 coupling is a heavy-duty wing nut coupling designed for use in hydraulic lines where dry break and minimum air inclusion are required. It is ideal for hydraulic dump trucks, oil field equipment, spreading equipment and applications requiring the ability to connect and/or disconnect under pressure. Body sizes are ¾", 1" and 1 ¼".

RATED PRESSURE

BODY SERIES (IN.)	PSI	BAR
¾	3,000	207
1	3,000	207
1 ¼	3,750	190
1 ½	2,500	180

BULKHEAD MOUNTING FLANGES

BODY SIZE (IN.)		DIA. BOLT HOLE "A" (IN.)	DIA. BOLT CIRCLE "B" (IN.)
¾	78F-12	0.201	2.13
1	7AF-16	0.201	2.38
1 ¼	7AF-20	0.201	2.63
1 ½	7AF-24	0.201	2.98

SOCKET SPECIFICATIONS

BODY SIZE (IN.)		THREAD SIZE NPTF	"A" (IN.)	"B" (IN.)	"ACROSS FLATS" (IN.)
¾	B78C12-12F	¾ - 14	3.09	4.06	1.15
1	B78C16-16F	1 - 11 ½	3.78	4.45	1.44
1 ¼	B78C20-20F	¼ - 11 ½	3.97	5.20	1.78
1 ½	B78C24-24F	1 ½ - 11 ½	4.16	5.95	2.12

PLUG SPECIFICATIONS

BODY SIZE (IN.)		THREAD SIZE NPTF	"A" (IN.)	"B" (IN.)	"ACROSS FLATS" (IN.)
¾	B78N12-12F	¾ - 14	3.10	1.78	1.31
1	B78N16-16F	1 - 11 ½	3.55	2.00	1.56
1 ¼	B78N20-20F	¼ - 11 ½	3.71	2.38	1.88
1 ½	B78N-24-24F	1 ½ - 11 ½	3.87	2.76	2.20

Tips

SPECIFICATIONS

	THREAD SIZE (IN.)	RATED PRESSURE (PSI)	DESCRIPTION
5060-4	½ NPTF	3,000	John Deere Male Tip
5060-15	¾ O-Ring Boss	3,000	John Deere Male Tip

SPECIFICATIONS

	THREAD SIZE (IN.)	RATED PRESSURE (PSI)	DESCRIPTION
5070-4	½ NPTF	3,000	I.H. Male Tip
5070-16	⅞ O-Ring Boss	3,000	I.H. Male Tip

SPECIFICATIONS

	THREAD SIZE (IN.)	RATED PRESSURE (PSI)	DESCRIPTION
8010-4P*	½ NPTF	3,000	ISO
8010-4	½ NPTF	3,000	ISO
8010-15P*	¾-16 O-Ring Boss	3,000	ISO
8010-15	¾-16 O-Ring Boss	3,000	ISO
8010-16	⅞-14 O-Ring Boss	3,000	ISO

* P- with poppet

4000 Series

Standard One Way Sleeve

SPECIFICATIONS

THREAD SIZE (IN.)	PRODUCT I.D.		
	SOCKET	PLUG	PIONEER
¼ Female Pipe	4050-2	4010-2	4000-2
⅜ Female Pipe	4050-3	4010-3	4000-3
½ Female Pipe	4050-4	8010-4	4000-4
¾ - 16 Female Boss	4050-15	8010-15	4000-15
⅞ - 14 Female Boss	4050-16	8010-16	4000-16
¾ Female Pipe	4050-5	8010-5	4000-5
¾ Female Pipe	4150-5	4110-5	4100-5
1 Female Pipe	4050-6P	4010-6P	4000-6P

FEATURES

- Poppet valves are available to prevent uncoupled leakage.
- Ball valves available for rugged dependability in heavy-duty hydraulic applications, within rated working pressures.
- Critical parts are induction hardened for durability.
- Dependable ball-locking mechanism holds the mating halves together and reduces hose twisting.
- Couplers and nipples are precision machined from solid bar stock.

APPLICATIONS

The 4000 Series brings to the industry a proven design for use on agricultural machinery, oil tools, steel mill machinery, and other demanding hydraulic applications.

DESIGNED FOR: Connects when system is not operating and when it has been relieved.
PRESSURE RATING: 3,000 psi.

3000 Series

High Pressure Coupler Screw Together Type

DESIGNED FOR: Threaded sleeve locking mechanism designed for extreme high pressure applications.
PRESSURE RATING: 10,000 psi.

SPECIFICATIONS

THREAD SIZE (IN.)	PRODUCT I.D.		PRODUCT I.D. (SET)
	SOCKET	PLUG	PIONEER #
¼ Male Pipe	3050-2	3010-2	3000-2
⅜ Male Pipe	3050-3	3010-3	3000-3

4200 Series

Two Way Sleeve Coupler

DESIGNED FOR: Same features as the 4000 series, but with a double acting sleeve for one handed operation.

PRESSURE RATING: 3,000 psi.

SPECIFICATIONS

THREAD SIZE (IN.)	PRODUCT I.D.		
	SOCKET	PLUG	PIONEER
¼ Female Pipe	S45-2	S41-2	-
½ Female Pipe	4250-4	8010-4	4200-4
¾ - 16 O-Ring Boss	S45-15	S71-15	-
¾ - 16 O-Ring Boss	S45-15P	S71-15P	-
¾ Female Pipe	S45-6	S41-6	-

FEATURES

- Double acting sleeve for one handed operation when coupler is clamp or bulkhead mounted.
- Poppet valves are available to prevent uncoupled leakage.
- Ball valves available for rugged dependability in heavy-duty hydraulic applications, within rated working pressures
- Critical parts are induction hardened for durability.
- Dependable ball-locking mechanism holds the mating halves together and reduces hose twisting.
- Couplers and nipples are precision machined from solid bar stock.

APPLICATIONS

The 4200 Series brings to the industry a proven design for use on agricultural machinery and other demanding hydraulic applications.

8200 Series

Full Pressure Coupler Two Way Sleeve

DESIGNED FOR: Double acting sleeve permits easy, one handed connection. Permits connection of the female body to the male tip while either or both are under pressure.

PRESSURE RATING: 3,000 psi.

SPECIFICATIONS

THREAD SIZE (IN.)	PRODUCT I.D.		
	SOCKET #	PLUG	(SET) PIONEER
½ Female Pipe	8250-4	8010-4	8200-4
¾ - 16 O-Ring Boss	8250-15	8010-15	8200-15
⅞ - 14 O-Ring Boss	8250-16	8010-16	8200-16

FEATURES

- Unique valve design permits connection while either or both the coupler and nipple are under pressure.
- Double acting sleeve for one handed operation when coupler is clamp or bulkhead mounted.
- Critical parts are induction hardened for durability.
- Dependable ball-locking mechanism holds the mating halves together and reduces hose twisting.
- Couplers and nipples are precision machined from solid bar stock.

APPLICATIONS

The 8200 Series brings to the industry a proven design for use on agricultural machinery, oil tools, steel mill machinery, and other demanding hydraulic applications.

ACCESSORIES

Accessories

SPECIFICATIONS

	ACCESSORY DESCRIPTION (IN.)
5006-4	Pioneer double breakaway clamp
S44-4	Safeway rubber plug w/chain (½ bodies)
S49-4	Safeway rubber cap w/chain (½ tips)
2-211N552-90	O-Ring for ½
2-113N552-90	O-Ring for 4000-2

Pioneer Caps & Plugs

SPECIFICATIONS

PRODUCT I.D.		MATERIAL	SIZE (IN.)	COUPLINGS SERIES
CAP	PLUG			
3009-3	3005-3	Metal	-	3000
5209-2	5205-2	Rubber	¼	3000
5209-3	5205-3	Rubber	⅜	3000
5209-4	5205-4	Rubber	½	3000
5209-5	5205-5	Rubber	¾	3000

QUICK DISCONNECT DISPLAY

K404-Display

SPECIFICATIONS

	QUANTITY (PCS.)
8010-4	12
5060-4	6
5060-15	6
8010-4P	6
5070-4	6
4050-4	4
4250-4	4
8250-4	4
4070-4	4
4060-4	4
4065-4	4
4065-4L	4

FEATURES: Gravity feed shelf display with high volume products for quick turnover.

Air Conditioning

ITEM	PAGE #
Air Conditioning Hose and Fitting Information	
Dimensional Information for Hose and Fittings	378
Recommended Crimp for Hose Coupling	378
Hose Sizes	378
Fitting Sizes	378
Recommended Standard Torque Specifications	378
Air Condioning Hose	
Reduced Refrigerant Permeation	379
3710 Series Hose Crimpers with Quick Change Dies	
Complete Crimper & Air Pump	380
3710 Crimper	380
3710 Crimper Only	380
3710-A Crimper	380
3710-C Crimper with Hand Pump	380
Hand Operated Hydraulic Pump	380
3710-C Crimper with Foot Pump	380
Foot Operated Hydraulic Pump	380
3710-C Crimer with Air/Hydraulic Pump	381
Air Operated Hydraulic Pump	381
3710-C Crimper with Hydraulic Pump	381
3710-A Crimper	381
10,000 PSIG Cylinder	381
10,000 PSIG Hose with Male Quick Disconnect	381
Die Carrier	381
Crimp Dies	381
Beadlock Fittings (Hose Ends)	
Straight Female Flare SAE 45°	382
45° Female Flare SAE 45°	382
90° Female Flare SAE 45°	382
Straight Male Flare SAE 45°	383
45° Male Flare SAE 45°	383
90° Male Flare SAE 45°	383
Straight Female O-Ring	383
Straight Female O-Ring with R12 Service Port	383
Straight Female O-Ring with R134a Service Port	384
45° Female O-Ring	384
45° Female O-Ring with R12 Service Port	384
45° Female O-Ring with R134a Service Port	384
90° Female O-Ring	385
90° Female O-Ring with R12 Service Port	385
90° Female O-Ring with R134a Service Port	385
Straight Male O-Ring	385
45° Male O-Ring	386
90° Male O-Ring	386
Straight Bulkhead Male Insert O-Ring	386
90° Bulkhead Male Insert O-Ring	386
Straight Male Insert O-Ring	387
45° Male Insert O-Ring	387
90° Male Insert O-Ring	387
90° GM Dual Port Compressor Universal Swivel	387
180° GM Dual Port Compressor Universal Swivel	387

*** For Thread Identification see pages 485-500**

Air Conditioning Table of Contents (Continued)

ITEM	PAGE #
Straight GM Dual Port Compressor Universal	388
Straight Quick Disconnect	388
180° Female O-Ring	388
Straight #7 Male O-Ring	388
90° #7 Male O-Ring	388
Straight Female Tube-O with R12 Service Port	389
45° Female Tube-O with R12 Service Port	389
90° Female Tube-O with R12 Service Port	389
90° Female Rotalok - Steel with R12 Service Port	389
90° Female Rotalok–Steel with R134a Service Port	390
90° Female Tube-O–Steel with R12 Service Port	390
90° Female Rotalok–Steel with R134a Service Port	390
Straight Compression Fitting Repairs Tubing	390
90° Compression Fitting Repairs Tubing	391
Straight Compression Fitting Repairs Metric Tubing	391
Straight Ford Female Springlock	391
45° Ford Female Springlock	391
90° Ford Female Springlock	392
Straight Ford Male Genuine OEM Springlock	392
45° Ford Male Genuine OEM Springlock	392
90° Ford Male Genuine OEM Springlock	392
Straight GM Compressor Pad Block Single with R12 Service Port	393
90° GM Compressor Pad Block Single with R12 Service Port	393
90° GM Compressor Pad Block Single - Reversed with R12 Service Port	393
Straight Splicer	393
Straight Splicer with R12 Service Port (¼")	394
Straight Splicer with R12 Service Port (3⁄16")	394
Straight Splicer with R134a Service Port	394
90° Splicer	394
180° Splicer	394
Splicer with In-Line Sight Glass	395
Splicer with In-Line Switch Port	395
Universal T-Splicer Hose Three Ways	395
Universal T-Splicer Threaded Fittings	395
Dodge T-Splicer Suction Line Metric Threads	395
Dodge T-Splicer Liquid Line	396
Dodge T-Splicer Liquid Line	396
"Weld-On" Beadlock Systems	396
Straight Metric Threads (M14 = 9⁄16" - 18 THD)	396
90° Metric Threads (M14 = 9⁄16" - 18 THD)	397
O-Ring for R12 and R134a	397
Screw-on Adapters	
R134a Service Port for Retrofit	398
R134a Service for Retrofit	398
R134a Service for Retrofit	398
R12 Service Port	398
Hose Assembly Kit	
Air Conditioning Hose Assembly Kit	399
Air Conditioning Kit Contains	400
Air Condioning Starter Kit	401

A/C Hose Material: Size Explanation

Inside Diameter (I.D.) is the Key to application

#6 = 5/16" I.D. (Liquid)
#8 = 13/32" I.D. (Discharge)
#10 = 1/2" I.D. (Suction)
#12 = 5/8" I.D. (Suction)
#14 = 3/4" I.D. (Suction-Rare)
#16 = 7/8" I.D. (Suction-Very Rare)

Air Conditioning Hose & Fittings

To determine the hose size that a specific fitting is designated to fit, measure the outside diameter of the hose insert as shown below.

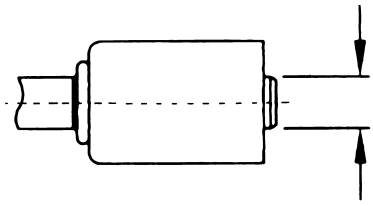

Dimensional Information for Hose and Fittings Recommended Crimp for Hose Coupling

It is very important that a proper combination of hose, fittings, and crimp style be used to insure a coupling of high integrity. New SAE J0264 Coupling Integrity standards require that extensive testing be done on crimped hose assemblies to insure "leak-free" couplings that will be environmentally friendly. Testing done by the coupling manufacturer has shown that the old barb style fitting design, when coupled with wormgear clamps or even ferrules and "face crimped," will not pass these new coupling integrity performance requirements. The only fitting and crimp design which the manufacturer has found to meet these new SAE requirements are the "Beadlock style" fittings with a "bubble style" crimp. Both are illustrated below, along with a chart showing important details of the Beadlock style fitting design:

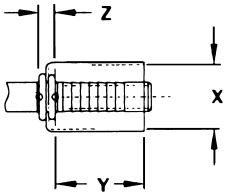

BEADLOCK FITTING DETAIL

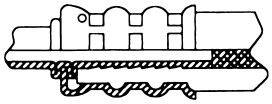

BUBBLE-STYLE CRIMP

STEEL FERRULE (STD.)

	#6 (IN.)	#8 (IN.)	#10 (IN.)	#12 (IN.)
x	0.760	0.925	1.032	1.150
y	1.250	1.250	1.250	1.250
z	0.250	0.250	0.250	0.250

Hose Sizes

Air Conditioning hose size is determined by the inside diameter of the hose. All Beadlock style fittings in this catalog are designed to be coupled to two braid dimension hose ONLY. Hose sizes are also known by the "-6, -8, -10 and -12" number designations. The chart below shows hose ID's and their corresponding size number.

HOSE SIZES

HOSE I.D. (IN.)	HOSE SIZE
5/16 (.312)	6
13/32 (.406)	8
1/2 (.500)	10
5/8 (.625)	12

Fitting Sizes

Fitting sizes are identified generally as 6, 8, 10 and 12. These numbers come from 6/16", 8/16", 10/16" and 12/16", which generally identify the tube diameter at the point that it passes through the attached threaded nut. An illustration of this measurement and a chart of sizes are shown below:

FITTING SIZE

TUBE O.D. (IN.)	FITTING SIZE	THREAD SIZE (IN.)
1/4 (.250)	4	7/16
3/8 (.375)	5	9/16
3/8 (.375)	6	5/8
3/8 (.375)	7	11/16
1/2 (.500)	8	3/4
5/8 (.625)	10	7/8
3/4 (.750)	12	1 1/16

NOTE: Metric threaded connections are not included in this sizing method.

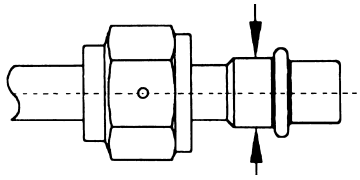

Recommended Standard Torque Specifications

FLARE CONNECTIONS

TUBE O.D. (IN.)	THREAD SIZE (IN.)	(FT.) - (LBS.)
1/4	7/16	11-12
3/8	5/8	18-20
1/2	3/4	36-39
5/8	7/8	52-57
3/4	1 1/16	71-79

O-RING CONNECTIONS

TUBE O.D. (IN.)	THREAD SIZE (IN.)	(FT.) - (LBS.)
1/4	7/16	5-7
3/8	5/8	11-13
3/8 - S	11/16	11-13
1/2	3/4	15-20
5/8	7/8	21-27
3/4	1 1/16	28-33

Air Conditioning Hose

TUBE: Black synthetic rubber (Chloroprene - Type A).
BARRIER: Nylon liner.
REINFORCEMENT: Two layers of spiral polyester.
COVER: Black synthetic rubber (EPDM).
TEMPERATURE RANGE: -22°F to +257°F (-30°C to +125°C).

Reduced Refrigerant Permeation

Specifically designed to reduce the permeation of ozone-depleting refrigerant and chemicals in automotive air conditioning systems. It combines the best features of all-rubber and all-nylon tube hoses to provide reliable, long-term service to keep systems running longer and significantly contribute to the protection of our environment.

FEATURES:
- Exceeds all SAEJ51 and proposed J2064 criteria
- Internal rubber layer

MARKETS:
- All types of mobile equipment: automotive, agriculture, construction

BENEFITS:
- R12 and R134a compatible
- Low permeation
- Low moisture ingression
- Ozone friendly
- Easy to couple using "bubble" style crimp with steel or aluminum fittings

SPECIFICATIONS

	HOSE I.D. (IN.)	HOSE O.D. (MAX.)	MIN. BURST	WEIGHT PER (FT.)	REEL LENGTH (FT.)
AC-6	5/16	.75	2,000	.190	340
AC-8	13/32	.91	2,000	.288	235
AC-10	½	1.00	2,000	.320	210
AC-12	⅝	1.13	1,750	.380	175

3710 Series Hose Crimpers with Quick Change Dies

Complete Kit

PART # AC3710

DESCRIPTION:
- For Air Impact Wrench Operation
- 100 PSIG Max

Crimper

PART # AC3710-A

DESCRIPTION:
- Equipped with 10,000 PSIG hydraulic cylinder
- Female quick disconnect-No dies

Crimper Only

PART # AC3710-1

DESCRIPTION:
- Crimper Only
- No dies or carrying case

Crimper with Dies

PART # AC3710-C

DESCRIPTION:
- Crimper with complete die set

Crimper with Hand Pump

PART # AC3710-P

DESCRIPTION:
- 75027 hand pump included

Hand Operated Hydraulic Pump

PART # AC75027

DESCRIPTION:
- Single Stage
- 10,000 PSIG
- 6 ft. hydraulic hose included
- Male quick disconnect included

Crimper with Foot Pump

PART # AC3710-F

DESCRIPTION:
- Crimper with 75036 foot pump

Foot Operated Hydraulic Pump

PART# AC75036

DESCRIPTION:
- Single Stage
- 10,000 PSGI
- 12 ft. hydraulic hose included
- Male quick disconnect included

Crimer with Air/Hydraulic Pump

PART # AC3710-H

DESCRIPTION:
- 75046 air/hydraulic pump included

Air Operated Hydraulic Pump

PART # AC75046

DESCRIPTION:
- Air operated
- 10,000 PSGI
- 12 ft. hydraulic hose included
- Male quick disconnect included

Crimper with Hydraulic Pump

PART # AC3710-E50 (220V, 50HZ)
PART # AC3710-E60 (115V, 60HZ)

DESCRIPTION:
- 75024 hydraulic pump included

Crimper

PART # AC75024-50 (220V, 50HZ)
PART # AC75024-60 (115V, 60HZ)

DESCRIPTION:
- 1 HP
- 3450 RPM
- 10,000 PSIG
- 6 ft. hydraulic hose included
- Male quick disconnect included

10,000 PSIG Cylinder

PART # AC75022

10,000 PSIG cylinder with female quick disconnect to retrofit model 3710 to hydraulic operation.

Cylinder seal repair kit – AC75045

10,000 PSIG Hose with Male Quick Disconnect

PART # AC75033
PART # AC75041



DESCRIPTION:
- AC75033 has ⅜ x 6 ft hose
- AC75041 has ⅜ x 12 ft. hose

Die Carrier

SPECIFICATIONS

	DESCRIPTION
AC75140	Red die carrier
AC71688	Black die carrier
AC71689	Blue die carrier
AC75136	Almond die carrier
AC71690	Green die carrier
AC71691	Clear die carrier

Crimp Dies

SPECIFICATIONS

	DESCRIPTION
AC3711	No. 6 Reduced – SR and RB
AC3712	No. 6 2-Braid – BL and AB, No. 8 Reduced – SR and RB
AC3713	No. 8 2-Braid – BL and SB
AC3714	No. 10 Reduced – SR and RB
AC3715	No. 10 2-Braid – BL and SB, No. 12 Reduced – SR and RB
AC3716	No. 12 2-Braid – BL and SB

Beadlock Fittings (Hose Ends)

Straight Female Flare
SAE 45°

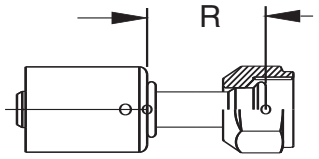

SPECIFICATIONS

	THREAD (IN.)	FITTING SIZE	HOSE SIZE	"D" DROP LENGTH (IN.)	"R" RUN LENGTH (IN.)
AC1101	⅝ - 18	6	6	N/A	1.00
AC1108	¾ - 16	8	6	N/A	1.19
AC1105	⅝ - 18	6	8	N/A	1.19
AC1102	¾ - 16	8	8	N/A	1.19
AC1106	¾ - 16	8	10	N/A	1.50
AC1103	⅞ - 14	10	10	N/A	1.50
AC1107	⅞ - 14	10	12	N/A	1.75
AC1104	1 1/16 - 14	12	12	N/A	1.75
AC1101STEEL	⅝ - 18	6	6	N/A	1.38
AC1102STEEL	¾ - 16	8	8	N/A	1.44
AC1103STEEL	⅞ - 14	10	10	N/A	1.69
AC1107STEEL	⅞ - 14	10	12	N/A	1.94

45° Female Flare
SAE 45°

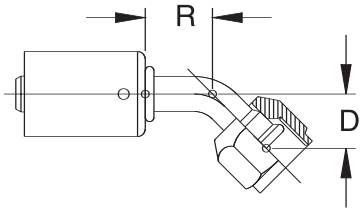

SPECIFICATIONS

	THREAD (IN.)	FITTING SIZE	HOSE SIZE	"D" DROP LENGTH (IN.)	"R" RUN LENGTH (IN.)
AC1111	⅝ - 18	6	6	0.56	0.81
AC1118	¾ - 16	8	6	0.63	0.94
AC1115	⅝ - 18	6	8	0.63	0.94
AC1112	¾ - 16	8	8	0.63	0.94
AC1116	¾ - 16	8	10	0.88	1.25
AC1113	⅞ - 14	10	10	0.88	1.25
AC1117	⅞ - 14	10	12	1.00	1.50
AC1114	1 1/16 - 14	12	12	1.00	1.50

90° Female Flare
SAE 45°

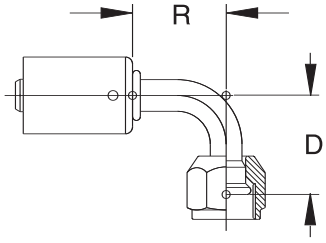

SPECIFICATIONS

	THREAD (IN.)	FITTING SIZE	HOSE SIZE	"D" DROP LENGTH (IN.)	"R" RUN LENGTH (IN.)
AC1121	⅝ - 18	6	6	1.06	1.06
AC1128	¾ - 16	8	6	1.25	1.25
AC1125	⅝ - 18	6	8	1.25	1.25
AC1122	¾ - 16	8	8	1.25	1.25
AC1126	¾ - 16	8	10	1.50	1.50
AC1123	⅞ - 14	10	10	1.50	1.50
AC1127	⅞ - 14	10	12	1.50	1.75
AC1124	1 1/16 - 14	12	12	1.50	1.75
AC1121STEEL	⅝ - 18	6	6	1.12	1.25
AC1122STEEL	¾ - 16	8	8	1.31	1.44
AC1123STEEL	⅞ - 14	10	10	1.56	1.63
AC1127STEEL	⅞ - 14	10	12	1.56	1.94

Straight Male Flare
SAE 45°

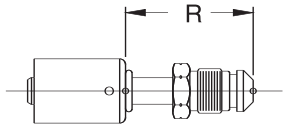

SPECIFICATIONS

	THREAD (IN.)	FITTING SIZE	HOSE SIZE	"D" DROP LENGTH (IN.)	"R" RUN LENGTH (IN.)
AC1201	5/8 - 18	6	6	N/A	1.88
AC1202	3/4 - 16	8	8	N/A	2.00
AC1203	7/8 - 14	10	10	N/A	2.31
AC1204	1 1/16 - 14	12	12	N/A	2.50

45° Male Flare
SAE 45°

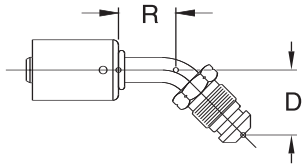

SPECIFICATIONS

	THREAD (IN.)	FITTING SIZE	HOSE SIZE	"D" DROP LENGTH (IN.)	"R" RUN LENGTH (IN.)
AC1211	5/8 - 18	6	6	0.94	0.81
AC1212	3/4 - 16	8	8	1.06	0.94
AC1213	7/8 - 14	10	10	1.12	1.25
AC1214	1 1/16 - 14	12	12	1.25	1.50

90° Male Flare
SAE 45°

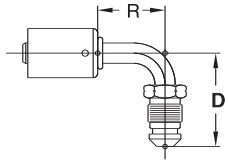

SPECIFICATIONS

	THREAD (IN.)	FITTING SIZE	HOSE SIZE	"D" DROP LENGTH (IN.)	"R" RUN LENGTH (IN.)
AC1221	5/8 - 18	6	6	1.75	1.06
AC1222	3/4 - 16	8	6	1.81	1.25
AC1223	7/8 - 14	10	10	2.19	1.50
AC1224	1 1/16 - 14	12	12	2.25	1.75

Straight Female O-Ring

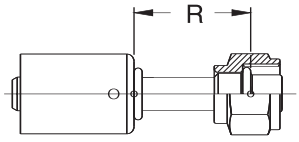

SPECIFICATIONS

	THREAD (IN.)	FITTING SIZE	HOSE SIZE	"D" DROP LENGTH (IN.)	"R" RUN LENGTH (IN.)
AC1301	5/8 - 18	6	6	N/A	1.38
AC1308	3/4 - 16	8	6	N/A	1.50
AC1305	5/8 - 18	6	8	N/A	1.50
AC1302	3/4 - 16	8	8	N/A	1.50
AC1306	3/4 - 16	8	10	N/A	1.69
AC1303	7/8 - 14	10	10	N/A	1.69
AC1310	1 1/16 - 14	12	10	N/A	1.81
AC1307	7/8 - 14	10	12	N/A	1.81
AC1304	1 1/16 - 14	12	12	N/A	1.81
AC1301STEEL	5/8 - 18	6	6	N/A	1.38
AC1302STEEL	3/4 - 16	8	8	N/A	1.44
AC1303STEEL	7/8 - 14	10	10	N/A	1.69
AC1307STEEL	7/8 - 14	10	12	N/A	1.88

Straight Female O-Ring with R12 Service Port

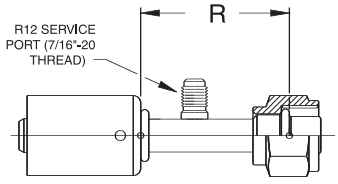

SPECIFICATIONS

	THREAD (IN.)	FITTING SIZE	HOSE SIZE	"D" DROP LENGTH (IN.)	"R" RUN LENGTH (IN.)
AC1301-1	5/8 - 18	6	6	N/A	1.88
AC1302-1	3/4 - 16	8	8	N/A	1.88
AC1303-1	7/8 - 14	10	10	N/A	2.12
AC1307-1	7/8 - 14	10	12	N/A	2.25

Straight Female O-Ring with R134a Service Port

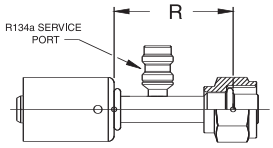

SPECIFICATIONS

	THREAD (IN.)	FITTING SIZE	HOSE SIZE	"D" DROP LENGTH (IN.)	"R" RUN LENGTH (IN.)
AC1301-3	5/8 - 18	6	6	N/A	1.88
AC1302-3	3/4 - 16	8	8	N/A	1.88
AC1303-3	7/8 - 14	10	10	N/A	2.12
AC1307-3	7/8 - 14	10	12	N/A	2.25

45° Female O-Ring

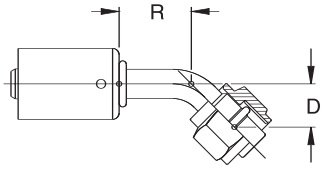

SPECIFICATIONS

	THREAD (IN.)	FITTING SIZE	HOSE SIZE	"D" DROP LENGTH (IN.)	"R" RUN LENGTH (IN.)
AC1311	5/8 - 18	6	6	0.56	0.81
AC1315	5/8 - 18	6	8	0.63	0.94
AC1312	3/4 - 16	8	8	0.63	0.94
AC1316	3/4 - 16	8	10	0.88	1.25
AC1313	7/8 - 14	10	10	0.88	1.25
AC1317	7/8 - 14	10	12	0.94	1.50
AC1314	1 1/16 - 14	12	12	0.94	1.50

45° Female O-Ring with R12 Service Port

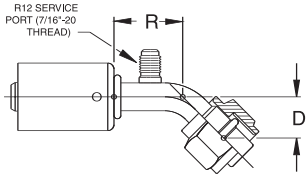

SPECIFICATIONS

	THREAD (IN.)	FITTING SIZE	HOSE SIZE	"D" DROP LENGTH (IN.)	"R" RUN LENGTH (IN.)
AC1311-1	5/8 - 18	6	6	0.56	1.63
AC1312-1	3/4 - 16	8	8	0.63	1.63
AC1313-1	7/8 - 14	10	10	0.88	1.75
AC1317-1	7/8 - 14	10	12	0.94	1.88

45° Female O-Ring with R134a Service Port

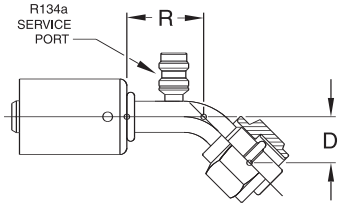

SPECIFICATIONS

	THREAD (IN.)	FITTING SIZE	HOSE SIZE	"D" DROP LENGTH (IN.)	"R" RUN LENGTH (IN.)
AC1311-3	5/8 - 18	6	6	0.56	1.63
AC1312-3	3/4 - 16	8	8	0.63	1.63
AC1313-3	7/8 - 14	10	10	0.88	1.75
AC1317-3	7/8 - 14	10	12	0.94	1.88

90° Female O-Ring

SPECIFICATIONS

	THREAD (IN.)	FITTING SIZE	HOSE SIZE	"D" DROP LENGTH (IN.)	"R" RUN LENGTH (IN.)
AC1321	5/8 - 18	6	6	1.12	1.06
AC1328	3/4 - 16	8	6	1.31	1.25
AC1325	5/8 - 18	6	8	1.31	1.25
AC1322	3/4 - 16	8	8	1.31	1.25
AC1326	3/4 - 16	8	10	1.50	1.50
AC1323	7/8 - 14	10	10	1.50	1.50
AC1330	1 1/16 - 14	12	10	1.75	1.75
AC1327	7/8 - 14	10	12	1.75	1.75
AC1324	1 1/16 - 14	12	12	1.75	1.75
AC1321STEEL	5/8 - 18	6	6	1.25	1.25
AC1322STEEL	3/4 - 16	8	8	1.44	1.44
AC1323STEEL	7/8 - 14	10	10	1.56	1.63
AC1327STEEL	7/8 - 14	10	12	1.56	1.94

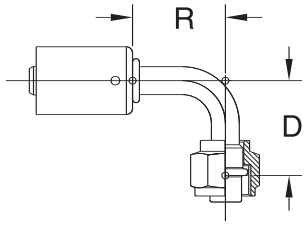

90° Female O-Ring with R12 Service Port

SPECIFICATIONS

	THREAD (IN.)	FITTING SIZE	HOSE SIZE	"D" DROP LENGTH (IN.)	"R" RUN LENGTH (IN.)
AC1321-1	5/8 - 18	6	6	1.12	2.12
AC1322-1	3/4 - 16	8	8	1.31	2.12
AC1323-1	7/8 - 14	10	10	1.50	2.38
AC1327-1	7/8 - 14	10	12	1.75	2.69

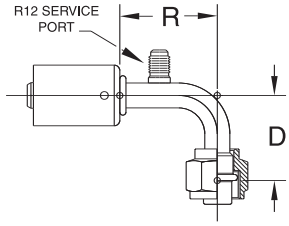

90° Female O-Ring with R134a Service Port

SPECIFICATIONS

	THREAD (IN.)	FITTING SIZE	HOSE SIZE	"D" DROP LENGTH (IN.)	"R" RUN LENGTH (IN.)
AC1321-3	5/8 - 18	6	6	1.12	2.12
AC1322-3	3/4 - 16	8	8	1.31	2.12
AC1323-3	7/8 - 14	10	10	1.50	2.38
AC1327-3	7/8 - 14	10	12	1.75	2.69

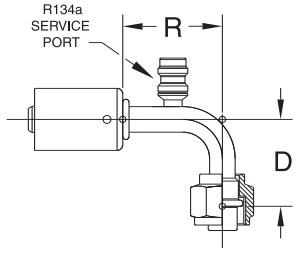

Straight Male O-Ring

SPECIFICATIONS

	THREAD (IN.)	FITTING SIZE	HOSE SIZE	"D" DROP LENGTH (IN.)	"R" RUN LENGTH (IN.)
AC1401	5/8 - 18	6	6	N/A	1.69
AC1408	3/4 - 18	8	6	N/A	1.75
AC1405	5/8 - 18	6	8	N/A	1.75
AC1402	3/4 - 18	8	8	N/A	1.75
AC1403	7/8 - 18	10	10	N/A	1.88
AC1407	7/8 - 18	10	12	N/A	2.38
AC1404	1 1/16 - 16	12	12	N/A	2.38

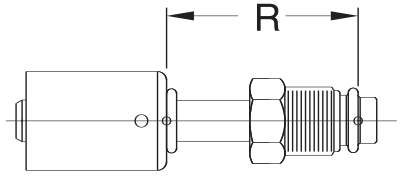

45° Male O-Ring

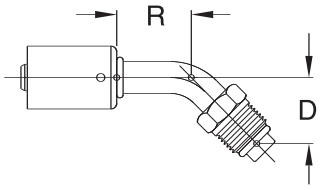

SPECIFICATIONS

	THREAD (IN.)	FITTING SIZE	HOSE SIZE	"D" DROP LENGTH (IN.)	"R" RUN LENGTH (IN.)
AC1411	⅝ - 18	6	6	0.88	0.81
AC1418	¾ - 18	8	6	1.00	0.94
AC1415	⅝ - 18	6	8	1.00	0.94
AC1412	¾ - 18	8	8	1.00	0.94
AC1413	⅞ - 18	10	10	1.06	1.25
AC1414	1 1/16 - 18	12	12	1.19	1.50

90° Male O-Ring

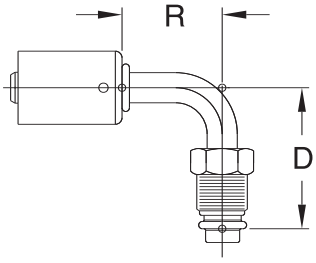

SPECIFICATIONS

	THREAD (IN.)	FITTING SIZE	HOSE SIZE	"D" DROP LENGTH (IN.)	"R" RUN LENGTH (IN.)
AC1421	⅝ - 18	6	6	1.63	1.06
AC1428	¾ - 18	8	6	1.88	1.25
AC1425	⅝ - 18	6	8	1.88	1.25
AC1422	¾ - 18	8	8	1.88	1.25
AC1423	⅞ - 18	10	10	2.12	1.50
AC1427	⅞ - 18	10	12	2.25	1.75
AC1424	1 1/16 - 16	12	12	2.25	1.75

Straight Bulkhead Male Insert O-Ring

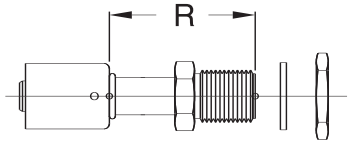

SPECIFICATIONS

	THREAD (IN.)	FITTING SIZE	HOSE SIZE	"D" DROP LENGTH (IN.)	"R" RUN LENGTH (IN.)
AC1701	⅝ - 18	6	6	N/A	2.50
AC1702	¾ - 16	8	8	N/A	2.75
AC1703	⅞ - 14	10	10	N/A	2.94

90° Bulkhead Male Insert O-Ring

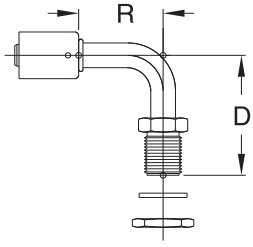

SPECIFICATIONS

	THREAD (IN.)	FITTING SIZE	HOSE SIZE	"D" DROP LENGTH (IN.)	"R" RUN LENGTH (IN.)
AC1721	⅝ - 18	6	6	2.12	1.63
AC1722	¾ - 16	8	8	2.44	1.75
AC1723	⅞ - 14	10	10	2.50	2.00

Straight Male Insert O-Ring

SPECIFICATIONS

	THREAD (IN.)	FITTING SIZE	HOSE SIZE	"D" DROP LENGTH (IN.)	"R" RUN LENGTH (IN.)
AC1801	5/8 - 18	6	6	N/A	1.44
AC1802	3/4 - 16	8	8	N/A	1.63
AC1803	7/8 - 14	10	10	N/A	2.12
AC1804	1 1/16 - 14	12	12	N/A	2.38

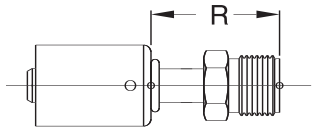

45° Male Insert O-Ring

SPECIFICATIONS

	THREAD (IN.)	FITTING SIZE	HOSE SIZE	"D" DROP LENGTH (IN.)	"R" RUN LENGTH (IN.)
AC1811	5/8 - 18	6	6	0.75	0.81
AC1812	3/4 - 16	8	8	1.00	0.94
AC1813	7/8 - 14	10	10	1.25	1.25

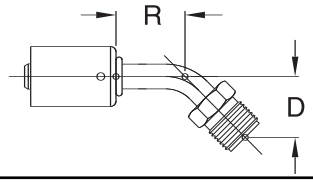

90° Male Insert O-Ring

SPECIFICATIONS

	THREAD (IN.)	FITTING SIZE	HOSE SIZE	"D" DROP LENGTH (IN.)	"R" RUN LENGTH (IN.)
AC1821	5/8 - 18	6	6	0.75	1.06
AC1822	3/4 - 16	8	8	1.75	1.25
AC1823	7/8 - 14	10	10	2.00	1.50

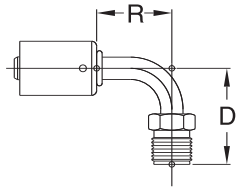

90° GM Dual Port Compressor Universal Swivel

SPECIFICATIONS

	THREAD (IN.)	FITTING SIZE	HOSE SIZE	"D" DROP LENGTH (IN.)	"R" RUN LENGTH (IN.)
AC1900	N/A	GM	8 12	2.31	1.88

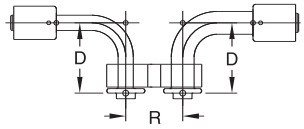

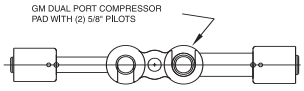

180° GM Dual Port Compressor Universal Swivel

SPECIFICATIONS

	THREAD (IN.)	FITTING SIZE	HOSE SIZE	"D" DROP LENGTH (IN.)	"R" RUN LENGTH (IN.)
AC1908	N/A	GM	8 12	2.56	1.88

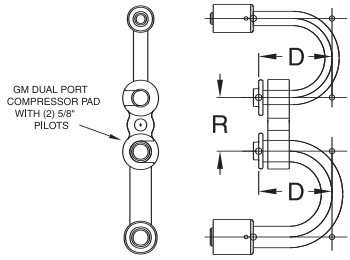

Straight GM Dual Port Compressor Universal

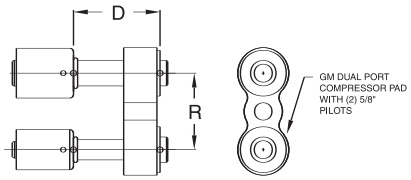

SPECIFICATIONS

	THREAD (IN.)	FITTING SIZE	HOSE SIZE	"D" DROP LENGTH (IN.)	"R" RUN LENGTH (IN.)
AC1920	N/A	GM	8 12	2.25	1.88

Straight Quick Disconnect

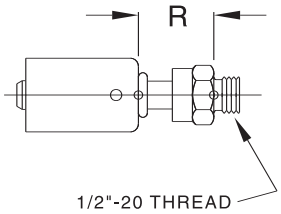

SPECIFICATIONS

	THREAD (IN.)	FITTING SIZE	HOSE SIZE	"D" DROP LENGTH (IN.)	"R" RUN LENGTH (IN.)
AC1926STEEL	½ - 20	6	6Q.D	N/A	0.88

180° Female O-Ring

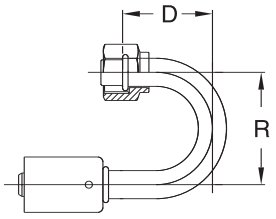

SPECIFICATIONS

	THREAD (IN.)	FITTING SIZE	HOSE SIZE	"D" DROP LENGTH (IN.)	"R" RUN LENGTH (IN.)
AC1931	⅝ - 18	6	6	1.63	2.00
AC1932	¾ - 16	8	8	1.75	2.00
AC1934	1 1⁄16 - 14	12	12	2.12	3.00

Straight #7 Male O-Ring

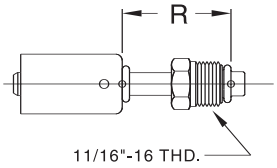

SPECIFICATIONS

	THREAD (IN.)	FITTING SIZE	HOSE SIZE	"D" DROP LENGTH (IN.)	"R" RUN LENGTH (IN.)
AC1952	11⁄16 - 16	7	6	N/A	1.50

90° #7 Male O-Ring

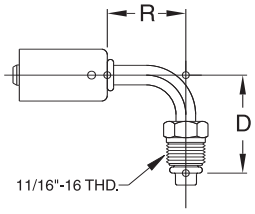

SPECIFICATIONS

	THREAD (IN.)	FITTING SIZE	HOSE SIZE	"D" DROP LENGTH (IN.)	"R" RUN LENGTH (IN.)
AC1953	11⁄16 - 16	7	6	1.56	1.06

Straight Female Tube-O with R12 Service Port

SPECIFICATIONS

	THREAD (IN.)	FITTING SIZE	HOSE SIZE	"D" DROP LENGTH (IN.)	"R" RUN LENGTH (IN.)
AC2102-1	1-14	FTO	8	N/A	2.56
AC2103-1	1-14	FTO	10	N/A	2.63

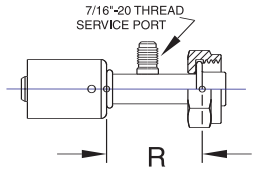

45° Female Tube-O with R12 Service Port

SPECIFICATIONS

	THREAD (IN.)	FITTING SIZE	HOSE SIZE	"D" DROP LENGTH (IN.)	"R" RUN LENGTH (IN.)
AC2112-1	1-14	FTO	8	1.12	2.00
AC2113-1	1-14	FTO	10	1.25	2.12

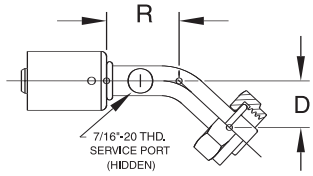

90° Female Tube-O with R12 Service Port

SPECIFICATIONS

	THREAD (IN.)	FITTING SIZE	HOSE SIZE	"D" DROP LENGTH (IN.)	"R" RUN LENGTH (IN.)
AC2122-1	1-14	FTO	8	2.31	2.31
AC2123-1	1-14	FTO	10	2.38	2.38

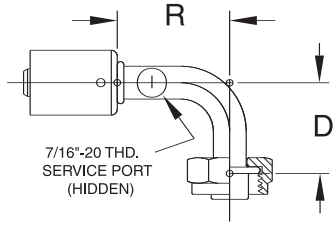

90° Female Rotalok - Steel with R12 Service Port

SPECIFICATIONS

	THREAD (IN.)	FITTING SIZE	HOSE SIZE	"D" DROP LENGTH (IN.)	"R" RUN LENGTH (IN.)
AC2132-1STEEL	1-14	FRL	8	0.78	0.88
AC2133-1STEEL	1-14	FRL	10	0.78	0.88

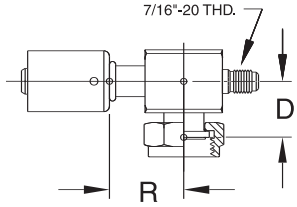

90° Female Rotalok–Steel with R134a Service Port

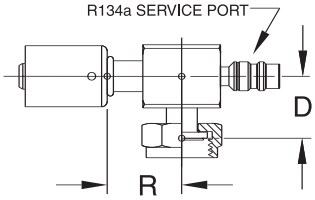

SPECIFICATIONS

	THREAD (IN.)	FITTING SIZE	HOSE SIZE	"D" DROP LENGTH (IN.)	"R" RUN LENGTH (IN.)
AC2132-3STEEL	1-14	FRL	8	0.78	0.88
AC2133-3STEEL	1-14	FRL	10	0.78	0.88

90° Female Tube-O–Steel with R12 Service Port

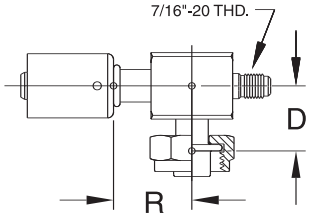

SPECIFICATIONS

	THREAD (IN.)	FITTING SIZE	HOSE SIZE	"D" DROP LENGTH (IN.)	"R" RUN LENGTH (IN.)
AC2142-1STEEL	1-14	FTO	8	0.78	0.88
AC2143-1STEEL	1-14	FTO	10	0.78	0.88
AC2144-1STEEL	1-14	FTO	12	0.78	0.88

90° Female Rotalok–Steel with R134a Service Port

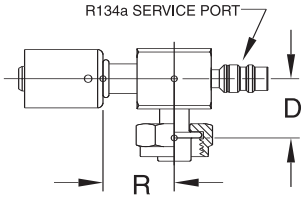

SPECIFICATIONS

	THREAD (IN.)	FITTING SIZE	HOSE SIZE	"D" DROP LENGTH (IN.)	"R" RUN LENGTH (IN.)
AC2142-3STEEL	1-14	FTO	8	0.78	0.88
AC2143-3STEEL	1-14	FTO	10	0.78	0.88
AC2144-3STEEL	1-14	FTO	12	0.78	0.88

Straight Compression Fitting Repairs Tubing

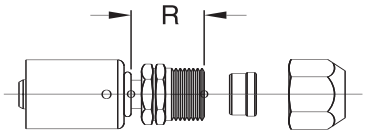

SPECIFICATIONS

	THREAD (IN.)	TUBE DIAMETER (IN.)	HOSE SIZE	"D" DROP LENGTH (IN.)	"R" RUN LENGTH (IN.)
AC2901STEEL	⅝ - 18	⅜	6	N/A	1.19
AC2908STEEL	¾ - 16	½	6	N/A	1.31
AC2905STEEL	⅝ - 18	⅜	8	N/A	1.25
AC2902STEEL	¾ - 16	½	8	N/A	1.38
AC2909STEEL	⅞ - 14	⅝	8	N/A	1.50
AC2906STEEL	¾ - 16	½	10	N/A	1.44
AC2903STEEL	⅞ - 14	⅝	10	N/A	1.50
AC2907STEEL	⅞ - 14	⅝	12	N/A	1.63
AC2904STEEL	1 1/16 - 14	¾	12	N/A	1.75

90° Compression Fitting Repairs Tubing

SPECIFICATIONS

	THREAD (IN.)	TUBE DIAMETER (IN.)	HOSE SIZE	"D" DROP LENGTH (IN.)	"R" RUN LENGTH (IN.)
AC2921STEEL	5/8 - 18	3/8	6	0.85	0.74
AC2928STEEL	3/4 - 16	1/2	6	1.06	0.81
AC2925STEEL	5/8 - 18	3/8	8	0.85	0.80
AC2922STEEL	3/4 - 16	1/2	8	1.06	0.87
AC2929STEEL	7/8 - 14	5/8	8	1.20	0.93
AC2926STEEL	3/4 - 16	1/2	10	1.06	0.88
AC2923STEEL	7/8 - 14	5/8	10	1.20	0.94
AC2927STEEL	7/8 - 14	5/8	12	1.20	1.06
AC2924STEEL	1 1/16 - 14	3/4	12	1.33	1.16

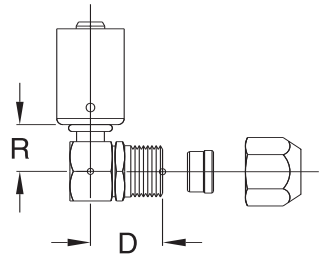

Straight Compression Fitting Repairs Metric Tubing

SPECIFICATIONS

	THREAD (IN.)	TUBE DIAMETER (IN.)	HOSE SIZE	"D" DROP LENGTH (IN.)	"R" RUN LENGTH (IN.)
AC3001STEEL	5/8 - 18	8.0	6	N/A	1.27
AC3002STEEL	3/4 - 16	12.0	8	N/A	1.50
AC3003STEEL	7/8 - 14	14.5	10	N/A	1.62

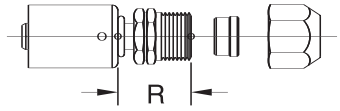

Straight Ford Female Springlock

SPECIFICATIONS

	THREAD (IN.)	FITTING SIZE	HOSE SIZE	"D" DROP LENGTH (IN.)	"R" RUN LENGTH (IN.)
AC4101	N/A	6	6	N/A	2.31
AC4108	N/A	8	6	N/A	2.38
AC4102	N/A	8	8	N/A	2.38
AC4103	N/A	10	10	N/A	2.63
AC4107	N/A	10	12	N/A	2.63
AC4104	N/A	12	12	N/A	2.75

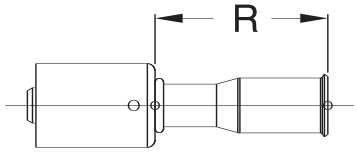

45° Ford Female Springlock

SPECIFICATIONS

	THREAD (IN.)	FITTING SIZE	HOSE SIZE	"D" DROP LENGTH (IN.)	"R" RUN LENGTH (IN.)
AC4111	N/A	6	6	1.31	1.25
AC4118	N/A	8	6	1.37	1.31
AC4112	N/A	8	8	1.37	1.31
AC4113	N/A	10	10	1.69	1.38
AC4117	N/A	10	12	1.75	1.38
AC4114	N/A	12	12	1.75	1.50

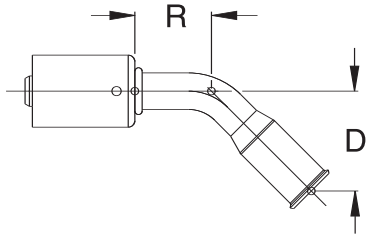

90° Ford Female Springlock

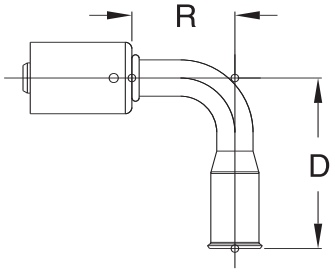

SPECIFICATIONS

	THREAD (IN.)	FITTING SIZE	HOSE SIZE	"D" DROP LENGTH (IN.)	"R" RUN LENGTH (IN.)
AC4121	N/A	6	6	2.19	1.38
AC4128	N/A	8	6	2.38	1.44
AC4122	N/A	8	8	2.38	1.44
AC4123	N/A	10	10	2.50	1.63
AC4127	N/A	10	12	2.50	1.63
AC4124	N/A	12	12	3.00	2.19

Straight Ford Male Genuine OEM Springlock

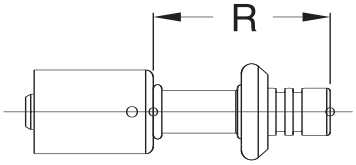

SPECIFICATIONS

	THREAD (IN.)	FITTING SIZE	HOSE SIZE	"D" DROP LENGTH (IN.)	"R" RUN LENGTH (IN.)
AC4301	N/A	6	6	N/A	2.31
AC4308	N/A	8	6	N/A	2.38
AC4302	N/A	8	8	N/A	2.38
AC4303	N/A	10	10	N/A	2.50
AC4307	N/A	10	12	N/A	2.50
AC4304	N/A	12	12	N/A	2.75

45° Ford Male Genuine OEM Springlock

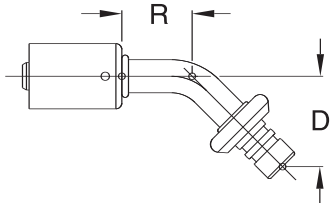

SPECIFICATIONS

	THREAD (IN.)	FITTING SIZE	HOSE SIZE	"D" DROP LENGTH (IN.)	"R" RUN LENGTH (IN.)
AC4311	N/A	6	6	1.25	1.25
AC4318	N/A	8	6	1.31	1.31
AC4312	N/A	8	8	1.31	1.31
AC4313	N/A	10	10	1.63	1.38
AC4317	N/A	10	12	1.63	1.38
AC4314	N/A	12	12	1.75	1.50

90° Ford Male Genuine OEM Springlock

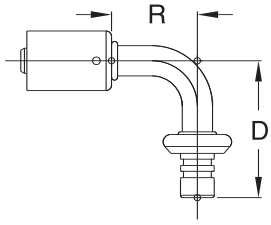

SPECIFICATIONS

	THREAD (IN.)	FITTING SIZE	HOSE SIZE	"D" DROP LENGTH (IN.)	"R" RUN LENGTH (IN.)
AC4321	N/A	6	6	2.19	1.38
AC4328	N/A	8	6	2.38	1.44
AC4322	N/A	8	8	2.38	1.44
AC4323	N/A	10	10	2.50	1.63
AC4327	N/A	10	12	2.50	1.63
AC4324	N/A	12	12	3.00	2.19

Straight GM Compressor Pad Block Single with R12 Service Port

SPECIFICATIONS

	THREAD (IN.)	FITTING SIZE	HOSE SIZE	"D" DROP LENGTH (IN.)	"R" RUN LENGTH (IN.)
AC5602-1	N/A	GM	8	N/A	2.00
AC5603-1	N/A	GM	10	N/A	2.12
AC5604-1	N/A	GM	12	N/A	2.25

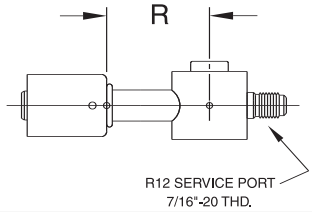

90° GM Compressor Pad Block Single with R12 Service Port

SPECIFICATIONS

	THREAD (IN.)	FITTING SIZE	HOSE SIZE	"D" DROP LENGTH (IN.)	"R" RUN LENGTH (IN.)
AC5622-1	N/A	GM	8	2.25	2.25
AC5623-1	N/A	GM	10	2.31	2.31
AC5624-1	N/A	GM	12	2.38	2.38

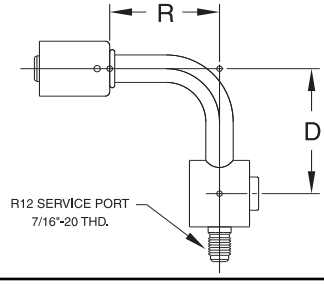

90° GM Compressor Pad Block Single - Reversed with R12 Service Port

SPECIFICATIONS

	THREAD (IN.)	FITTING SIZE	HOSE SIZE	"D" DROP LENGTH (IN.)	"R" RUN LENGTH (IN.)
AC5625-1	N/A	GM	8	2.25	2.25
AC5626-1	N/A	GM	10	2.31	2.31
AC5627-1	N/A	GM	12	2.38	2.38

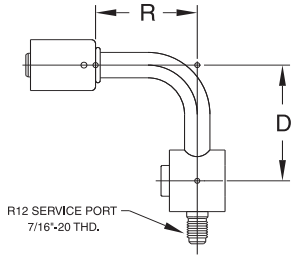

Straight Splicer

SPECIFICATIONS

	THREAD (IN.)	FITTING SIZE	HOSE SIZE	"D" DROP LENGTH (IN.)	"R" RUN LENGTH (IN.)
AC6101	N/A	6	6	N/A	1.50
AC6105	N/A	6	8	N/A	1.50
AC6102	N/A	8	8	N/A	1.50
AC6106	N/A	8	10	N/A	1.63
AC6103	N/A	10	10	N/A	1.63
AC6107	N/A	10	10	N/A	1.75
AC6104	N/A	12	12	N/A	1.75

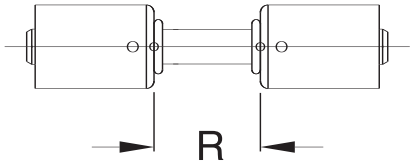

Straight Splicer with R12 Service Port (¼")

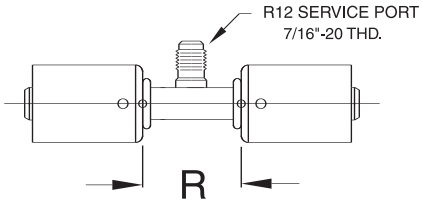

SPECIFICATIONS

	THREAD (IN.)	FITTING SIZE	HOSE SIZE	"D" DROP LENGTH (IN.)	"R" RUN LENGTH (IN.)
AC6101-1	N/A	6	6	N/A	1.50
AC6102-1	N/A	8	8	N/A	1.50
AC6103-1	N/A	10	10	N/A	1.63
AC6104-1	N/A	12	12	N/A	1.75

Straight Splicer with R12 Service Port (3⁄16")

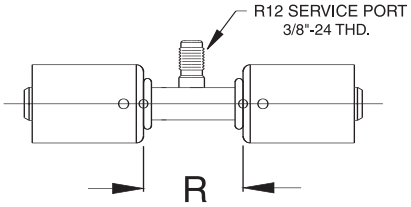

SPECIFICATIONS

	THREAD (IN.)	FITTING SIZE	HOSE SIZE	"D" DROP LENGTH (IN.)	"R" RUN LENGTH (IN.)
AC6101-2	N/A	6	6	N/A	1.50
AC6102-2	N/A	8	8	N/A	1.50

Straight Splicer with R134a Service Port

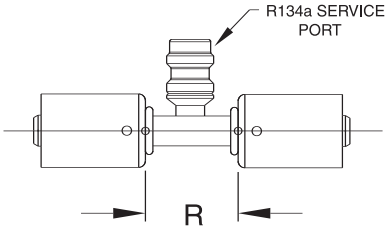

SPECIFICATIONS

	THREAD (IN.)	FITTING SIZE	HOSE SIZE	"D" DROP LENGTH (IN.)	"R" RUN LENGTH (IN.)
AC6101-3	N/A	6	6	N/A	1.50
AC6102-3	N/A	8	8	N/A	1.50
AC6103-3	N/A	10	10	N/A	1.63
AC6104-3	N/A	12	12	N/A	1.75

90° Splicer

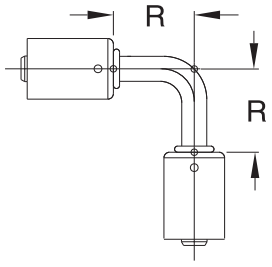

SPECIFICATIONS

	THREAD (IN.)	FITTING SIZE	HOSE SIZE	"D" DROP LENGTH (IN.)	"R" RUN LENGTH (IN.)
AC6121	N/A	6	6	N/A	1.25
AC6122	N/A	8	8	N/A	1.37
AC6123	N/A	10	10	N/A	1.63
AC6124	N/A	12	12	N/A	2.00

180° Splicer

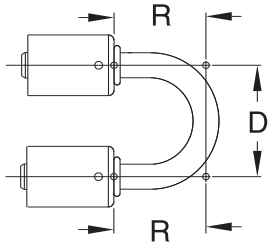

SPECIFICATIONS

	THREAD (IN.)	FITTING SIZE	HOSE SIZE	"D" DROP LENGTH (IN.)	"R" RUN LENGTH (IN.)
AC6131	N/A	6	6	2.00	2.38
AC6132	N/A	8	8	2.00	2.50
AC6133	N/A	10	10	2.00	2.63
AC6134	N/A	12	12	3.00	3.00

Splicer with In-Line Sight Glass

SPECIFICATIONS

	THREAD (IN.)	FITTING SIZE	HOSE SIZE	"D" DROP LENGTH (IN.)	"R" RUN LENGTH (IN.)
AC6190STEEL	N/A	SG	6	N/A	1.50

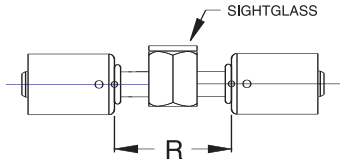

Splicer with In-Line Switch Port

SPECIFICATIONS

	THREAD (IN.)	FITTING SIZE	HOSE SIZE	"D" DROP LENGTH (IN.)	"R" RUN LENGTH (IN.)
AC6191	N/A	SWP	8	N/A	1.50

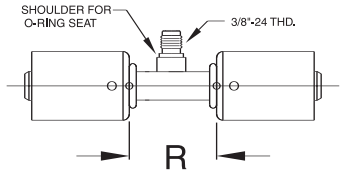

Universal T-Splicer Hose Three Ways

SPECIFICATIONS

	THREAD (IN.)	FITTING SIZE	HOSE SIZE	"D" DROP LENGTH (IN.)	"R" RUN LENGTH (IN.)
AC6201	N/A	6	6	0.88	1.75
AC6202	N/A	8	8	0.94	1.88
AC6203	N/A	10	10	1.00	2.00
AC6210	N/A	12	10	1.12	2.25
AC6204	N/A	12	12	1.12	2.25

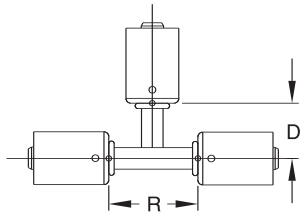

Universal T-Splicer Threaded Fittings

SPECIFICATIONS

	THREAD (IN.)	FITTING SIZE	HOSE SIZE	"D" DROP LENGTH (IN.)	"R" RUN LENGTH (IN.)
AC6225	5/8 - 18	6	6	1.00	2.25
AC6226	3/4 - 16	8	6	1.12	2.75
AC6235	7/8 - 14	10	10	1.25	3.31
AC6236	1 1/16 - 14	12	10	1.44	3.88

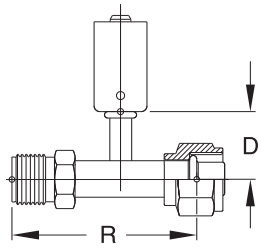

Dodge T-Splicer Suction Line Metric Threads

SPECIFICATIONS

	THREAD (IN.)	FITTING SIZE	HOSE SIZE	"D" DROP LENGTH (IN.)	"R" RUN LENGTH (IN.)
AC6272STEEL	M22-1.5	M22	10	1.03	2.36

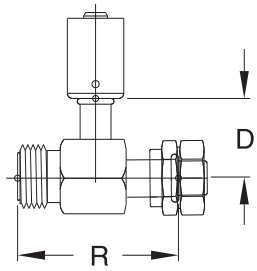

Dodge T-Splicer Liquid Line

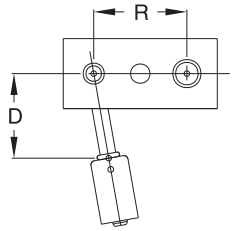

SPECIFICATIONS

	THREAD (IN.)	FITTING SIZE	HOSE SIZE	"D" DROP LENGTH (IN.)	"R" RUN LENGTH (IN.)
AC6276STEEL	N/A	COND	6	1.58	1.66

Dodge T-Splicer Liquid Line

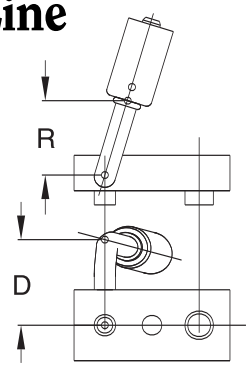

SPECIFICATIONS

	THREAD (IN.)	FITTING SIZE	HOSE SIZE	"D" DROP LENGTH (IN.)	"R" RUN LENGTH (IN.)
AC6277STEEL	N/A	COND	6	1.63	1.66

"Weld-On" Beadlock Systems

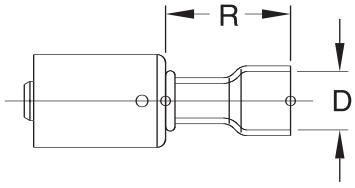

SPECIFICATIONS

	HOSE SIZE	"D" TUBE O.D. (IN.)	"R" RUN LENGTH (IN.)
AC6601	6	⅜	2.00
AC6602	8	½	2.12
AC6603	10	⅝	2.25
AC6605	12	⅝	2.25
AC6604	12	¾	2.37
AC6601*	6	⅜	2.00

* For aluminum parts.

Straight Metric Threads (M14 = 9/16"-18 THD)

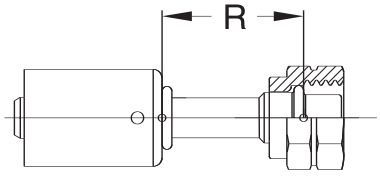

SPECIFICATIONS

	THREAD (IN.)	FITTING SIZE	HOSE SIZE	"D" DROP LENGTH (IN.)	"R" RUN LENGTH (IN.)
AC9301	9/16 - 18	5	6	N/A	1.31
AC9302	M16 - 1.5	M16	6	N/A	1.31
AC9303	M18 - 1.5	M18	6	N/A	1.37
AC9304	M20 - 1.5	M20	6	N/A	1.44
AC9305	M20 - 1.5	M20	8	N/A	1.44
AC9306	M22 - 1.5	M22	10	N/A	1.69
AC9307	M24 - 1.5	M24	10	N/A	1.69
AC9308	M27 - 2.0	M27	12	N/A	1.81

90° Metric Threads (M14 = 9/16"-18 THD)

SPECIFICATIONS

	THREAD (IN.) (MM)	FITTING SIZE	HOSE SIZE	"D" DROP LENGTH (IN.)	"R" RUN LENGTH (IN.)
AC9321	9/16 - 18	5	6	1.12	1.25
AC9322	M16 - 1.5	M16	6	1.12	1.25
AC9323	M18 - 1.5	M18	6	1.12	1.25
AC9324	M20 - 1.5	M20	6	1.25	1.25
AC9325	M20 - 1.5	M20	8	1.37	1.44
AC9326	M22 - 1.5	M22	10	1.50	1.63
AC9327	M24 - 1.5	M24	10	1.50	1.63
AC9328	M27 - 2.0	M27	12	1.75	1.88

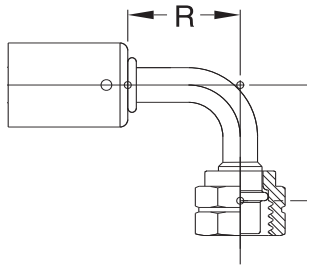

O-Ring for R12 and R134a

SPECIFICATIONS

	THREAD (IN.)	DESCRIPTION	"D" DIAMETER (IN.)	"R" (IN.)
AC4041	N/A	–	.301	0.70
AC4042	N/A	Green O-Rings	.426	0.70
AC4043	N/A	Compatible with R134a	.551	0.70
AC4044	N/A	and lubricants	.676	0.70
AC4046	N/A	Sight glass	.364	0.70

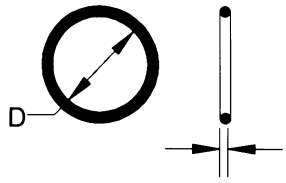

Screw-on Adapters

R134a Service Port for Retrofit

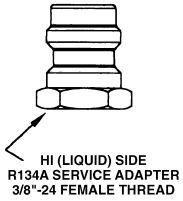

SPECIFICATIONS

	THREAD (IN.)	DESCRIPTION	"D" DIAMETER (IN.)	"R" RUN LENGTH (IN.)
AC6362	3/8 - 24	Permanently converts service to: Hi Side Port	N/A	N/A

R134a Service for Retrofit

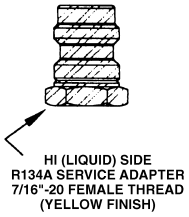

SPECIFICATIONS

	THREAD (IN.)	DESCRIPTION	"D" DIAMETER (IN.)	"R" RUN LENGTH (IN.)
AC6364	7/16 - 20	Permanently converts service to: Hi Side Port	N/A	N/A

R134a Service for Retrofit

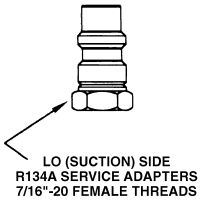

SPECIFICATIONS

	THREAD (IN.)	DESCRIPTION	"D" DIAMETER (IN.)	"R" RUN LENGTH (IN.)
AC6363	7/16 - 20	Permanently converts service to: Lo Side Port	N/A	N/A

R12 Service Port

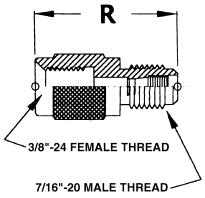

SPECIFICATIONS

	THREAD (IN.)	DESCRIPTION	"D" DIAMETER (IN.)	"R" RUN LENGTH (IN.)
AC6400	3/8 - 24 (Female)	Converts to 7/16 - 20 (Male) with Valve Core	N/A	1.44

Air-Conditioning Hose Assembly Kit

PART # AIR-CONDITIONING-KIT

FEATURES:

- Fittings for cars, light truck, heavy truck and off-road equipment
- Beadlock style fittings for use with R12 or R134a refrigerant
- Assortment with most popular styles and sizes (labeled cabinets for easy re-ordering)
- Eye-catching banner to get customers attention
- Barrier Hose, ozone friendly, (order separately)

Kit contents listed on next page.

Air Conditioning Kit Contains:

The assortment features:
- 435 fittings in a labeled cabinet for easy reordering
- fittings for : cars, light trucks, heavy trucks and off-road equipment
- pre-printed label set included Part #: A/C-Label-Set
- Banner included Part#: A/C-Banner

NOT INCLUDED:
- cabinets
- we recommend 3 #18D-cabinet
- hose
- we recommend 100' of the following hose part numbers... AC-6, AC-8, AC-10, AC-12

KIT INCLUDES

	QUANTITY
AC1101	5
AC1108	2
AC1102	5
AC1103	5
AC1104	5
AC1107	2
AC1111	5
AC1118	2
AC1112	5
AC1113	5
AC1114	5
AC1121	5
AC1122	5
AC1123	5
AC1124	5
AC1301	5
AC1308	2
AC1302	10
AC1303	10
AC1307	2
AC1310	2
AC1304	10
AC1301-3	2
AC1302-3	2
AC1303-3	2
AC1311	5
AC1312	5
AC1313	5
AC1314	5
AC1321	5
AC1328	2
AC1322	5
AC1323	5
AC1327	2
AC1330	2
AC1324	5
AC1321-1	2
AC1322-1	2

KIT INCLUDES

	QUANTITY
AC1323-1	2
AC1401	2
AC1408	2
AC1402	2
AC1403	2
AC1404	2
AC1421	2
AC1428	2
AC1422	2
AC1423	2
AC1424	2
AC1701	2
AC1702	2
AC1703	2
AC1801	2
AC1802	5
AC1803	5
AC1804	2
AC1821	2
AC1822	2
AC1823	2
AC1926STEEL	2
AC1952	2
AC2102-1	2
AC2103-1	2
AC2901STEEL	5
AC2902STEEL	5
AC2909STEEL	5
AC2906STEEL	5
AC2903STEEL	5
AC2904STEEL	5
AC2907STEEL	5
AC2921STEEL	2
AC2922STEEL	2
AC2923STEEL	2
AC2926STEEL	2
AC2924STEEL	2
AC2927STEEL	2

KIT INCLUDES

	QUANTITY
AC6101	2
AC6102	2
AC6103	2
AC6104	2
AC6101-3	2
AC6102-3	2
AC6103-3	2
AC6104-3	2
AC9301	2
AC9302	2
AC9303	2
AC9304	2
AC9305	2
AC9306	2
AC9307	2
AC9308	2
AC9321	2
AC9322	2
AC9323	2
AC9324	2
AC9325	2
AC9326	2
AC9327	2
AC9328	2
AC2132-3STEEL	2
AC2133-3STEEL	2
AC2142-3STEEL	2
AC2143-3STEEL	2
AC2144-3STEEL	2
AC6362	5
AC6363	5
AC6364	5
AC6400	2
AC4041	10
AC4042	10
AC4043	10
AC4044	10
TOTAL FTGS QTY	435

Air-Conditioning Starter Kit



PART # A/C-STARTER-KIT

The assortment features:

- 156 fittings in a labeled cabinet for easy reordering
- fittings for : cars, light trucks, heavy trucks and off-road equipment
- pre-printed label set included Part #: A/C-Label-Set

KIT INCLUDES:

- #72B-Cabinet
- 3 most common sizes of air conditioning hose
- banner for advertising

* crimper sold separately

KIT INCLUDES

	QUANTITY
AC1101	6
AC1102	6
AC1103	2
AC1301	6
AC1302	6
AC1303	2
AC1307	2
AC1327	2
AC1311	2
AC1313	2
AC1321	2
AC1322	4
AC1323	4
AC1401	4
AC1402	4
AC1403	2
AC1421	2
AC1422	2
AC1423	2
AC6101-1	2
AC6102-1	2
AC6101-3	2
AC6102-3	2

KIT INCLUDES

	QUANTITY
AC6103-3	2
AC6101	3
AC6102	3
AC6103	3
AC2901STEEL	3
AC2902STEEL	3
AC2903STEEL	3
AC6601STEEL	2
AC6602STEEL	2
AC6603STEEL	2
AC6362	2
AC6363	4
AC6364	4
AC4041	10
AC4042	10
AC4043	10
AC4044	10
AC4046	10
AC-6	5
AC-8	5
AC-10	5
#72B-CABINET	1
A/C-LABEL-SET	1
A/C-BANNER	1
TOTAL FTGS QTY	156

Black Iron Pipe

ITEM	PAGE #
Fittings	
Black Iron Pipe Fittings and Nipples Schedule 40 Fittings	
90° Elbow	404
90° Street Elbow	404
45° Elbow	404
45° Street Elbow	405
Reducing Couplings	405
Tees	405
Unions	406
Caps	406
Plugs Square Head	406
Hex Bushings	407
Merchant Couplings	407
Nipple Diameters	
⅛"	408
¼"	408
⅜"	408
½"	408
¾"	408
1"	408
1 ¼"	408
1 ½"	408
2"	408
3"	408
4"	408

Black Iron Pipe Fittings and Nipples Schedule 40 Fittings

Best if kept below 1,200 psi

90° Elbow

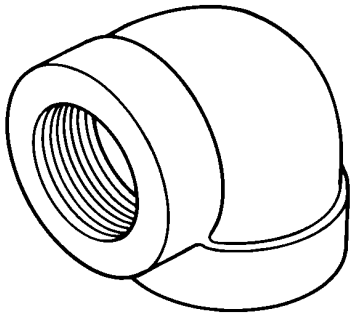

SPECIFICATIONS

	SIZE (IN.)
1/8-90-EL	⅛
1/4-90-EL	¼
3/8-90-EL	⅜
1/2-90-EL	½
3/4-90-EL	¾
1-90-EL	1
1-1/4-90-EL	1 ¼
1-1/2-90-EL	1 ½
2-90-EL	2
3-90-EL	3
4-90-EL	4

90° Street Elbow

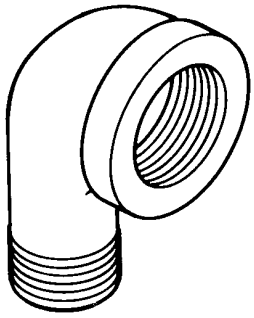

SPECIFICATIONS

	SIZE (IN.)
1/8-90-ST-EL	⅛
1/4-90-ST-EL	¼
3/8-90-ST-EL	⅜
1/2-90-ST-EL	½
3/4-90-ST-EL	¾
1-90-ST-EL	1
1-1/4-90-ST-EL	1 ¼
1-1/2-90-ST-EL	1 ½
2-90-ST-EL	2
3-90-ST-EL	3

45° Elbow

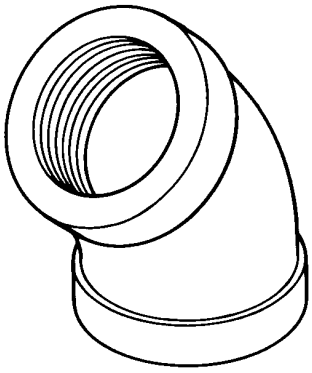

SPECIFICATIONS

	SIZE (IN.)
1/8-45-EL	⅛
1/4-45-EL	¼
3/8-45-EL	⅜
1/2-45-EL	½
3/4-45-EL	¾
1-45-EL	1
1-1/4-45-EL	1 ¼
1-1/2-45-EL	1 ½
2-45-EL	2
3-45-EL	3
4-45-EL	4

45° Street Elbow

SPECIFICATIONS

	SIZE (IN.)
1/8-45-ST-EL	⅛
1/4-45-ST-EL	¼
3/8-45-ST-EL	⅜
1/2-45-ST-EL	½
3/4-45-ST-EL	¾
1-45-ST-EL	1
1-1/4-45-ST-EL	1 ¼
1-1/2-45-ST-EL	1 ½
2-45-ST-EL	2



Reducing Couplings

SPECIFICATIONS

	SIZE (IN.)
1/4X1/8-RED-COUP	¼ x ⅛
3/8X1/4-RED-COUP	⅜ x ¼
1/2X1/8-RED-COUP	½ x ⅛
1/2X1/4-RED-COUP	½ x ¼
1/2X3/8-RED-COUP	½ x ⅜
3/4X1/4-RED-COUP	¾ x ¼
3/4X3/8-RED-COUP	¾ x ⅜
3/4X1/2-RED-COUP	¾ x ½
1X3/8-RED-COUP	1 x ⅜
1X1/2-RED-COUP	1 x ½
1X3/4-RED-COUP	1 x ¾
1-1/4X1-RED-COUP	1 ¼ x 1
1-1/2X3/4-RED-COUP	1 ½ x ¾
1-1/2X1-RED-COUP	1 ½ x 1
1-1/2X1-1/4-RED-COUP	1 ½ x 1 ¼
2X3/4-RED-COUP	2 x ¾
2X1-RED-COUP	2 x 1
2X1-1/4-RED-COUP	2 x 1 ¼
2X1-1/2-RED-COUP	2 x 1 ½
3X2-RED-COUP	3 x 2
3X2-1/2-RED-COUP	3 x 2 ½
4X2-RED-COUP	4 x 2
4X3-RED-COUP	4 x 3

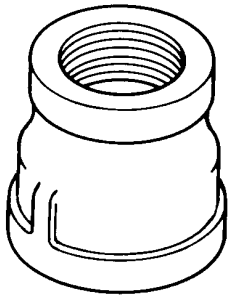

Tees

SPECIFICATIONS

	SIZE (IN.)
1/8-TEE	⅛
1/4-TEE	¼
3/8-TEE	⅜
1/2-TEE	½
3/4-TEE	¾
1-TEE	1
1-1/4-TEE	1 ¼
1-1/2-TEE	1 ½
2-TEE	2
3-TEE	3

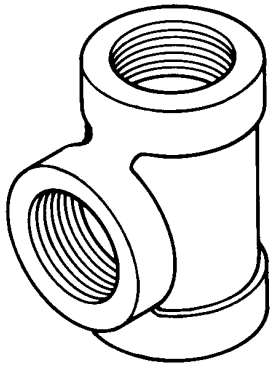

Unions

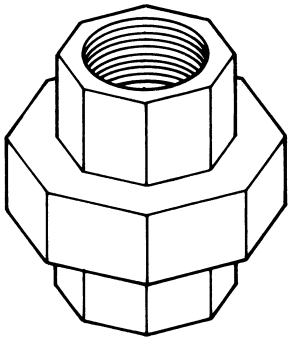

SPECIFICATIONS

	SIZE (IN.)
1/8-UNION	⅛
1/4-UNION	¼
3/8-UNION	⅜
1/2-UNION	½
3/4-UNION	¾
1-UNION	1
1-1/4-UNION	1 ¼
1-1/2-UNION	1 ½
2-UNION	2
2-1/2-UNION	2 ½
3-UNION	3
4-UNION	4

Caps

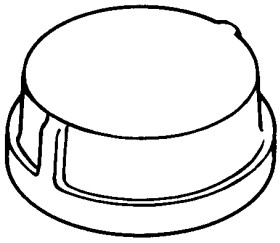

SPECIFICATIONS

	NPS (IN.)
1/8-CAP	⅛
1/4-CAP	¼
3/8-CAP	⅜
1/2-CAP	½
3/4-CAP	¾
1-CAP	1
1-1/4-CAP	1 ¼
1-1/2-CAP	1 ½
2-CAP	2
3-CAP	3

Plugs

SQUARE HEAD

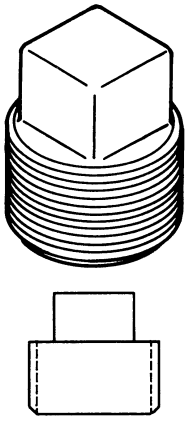

SPECIFICATIONS

	SIZE (IN.)
1/8-PLUG	⅛
1/4-PLUG	¼
3/8-PLUG	⅜
1/2-PLUG	½
3/4-PLUG	¾
1-PLUG	1
1-1/4-PLUG	1 ¼
1-1/2-PLUG	1 ½
2-PLUG	2
3-PLUG	3
4-PLUG	4

Hex Bushings

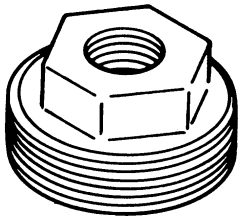

SPECIFICATIONS

	SIZE (IN.)
1/4X1/8-BUSH	¼ x ⅛
3/8X1/8-BUSH	⅜ x ⅛
3/8X1/4-BUSH	⅜ x ¼
1/2X1/8-BUSH	½ x ⅛
1/2X1/4-BUSH	½ x ¼
1/2X3/8-BUSH	½ x ⅜
3/4X1/8-BUSH	¾ x ⅛
3/4X1/4-BUSH	¾ x ¼
3/4X3/8-BUSH	¾ x ⅜
3/4X1/2-BUSH	¾ x ½
1X1/4-BUSH	1 x ¼
1X3/8-BUSH	1 x ⅜
1X1/2-BUSH	1 x ½
1X3/4-BUSH	1 x ¾
1-1/4X3/8-BUSH	1 ¼ x ⅜
1-1/4X1/2-BUSH	1 ¼ x ½
1-1/4X3/4-BUSH	1 ¼ x ¾
1-1/2X1/4-BUSH	1 ½ x ¼
1-1/2X1/2-BUSH	1 ½ x ½
1-1/2X3/4-BUSH	1 ½ x ¾
1-1/2X1-1/4-BUSH	1 ½ x 1 ¼
2X1/4-BUSH	2 x ¼
2X3/8-BUSH	2 x ⅜
2X1/2-BUSH	2 x ½
2X1-BUSH	2 x 1
2X1-1/4-BUSH	2 x 1 ¼
2X1-1/2-BUSH	2 x 1 ½
2-1/2X2-BUSH	2 ½ x 2
3X1-1/2-BUSH	3 x 1 ½
3X2-BUSH	3 x 2
3X2-1/2-BUSH	3 x 2 ½
4X3-BUSH	4 x 3

Merchant Couplings

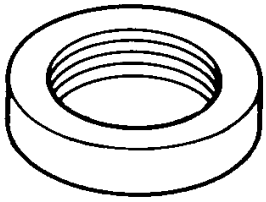

SPECIFICATIONS

	SIZE (IN.)
1/8-MERC-COUP	⅛
1/4-MERC-COUP	¼
3/8-MERC-COUP	⅜
1/2-MERC-COUP	½
3/4-MERC-COUP	¾
1-MERC-COUP	1
1-1/4-MERC-COUP	1 ¼
1-1/2-MERC-COUP	1 ½
2-MERC-COUP	2
3-MERC-COUP	3
4-MERC-COUP	4

Nipple Diameters

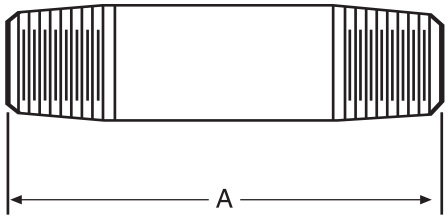

1/8"

SPECIFICATIONS

	"A" LENGTH (IN.)
1/8X1-1/2-NIP	1 ½
1/8X2-NIP	2
1/8X2-1/2-NIP	2 ½
1/8X3-NIP	3
1/8X3-1/2-NIP	3 ½
1/8X4-NIP	4
1/8X4-1/2-NIP	4 ½
1/8X5-NIP	5
1/8X5-1/2-NIP	5 ½
1/8X6-NIP	6

1/4"

SPECIFICATIONS

	"A" LENGTH (IN.)
1/4-CLOSE-NIP	Close
1/4X1-1/2-NIP	1 ½
1/4X2-NIP	2
1/4X2-1/2-NIP	2 ½
1/4X3-NIP	3
1/4X3-1/2-NIP	3 ½
1/4X4-NIP	4
1/4X4-1/2-NIP	4 ½
1/4X5-NIP	5
1/4X5-1/2-NIP	5 ½
1/4X6-NIP	6

3/8"

SPECIFICATIONS

	"A" LENGTH (IN.)
3/8-CLOSE-NIP	Close
3/8X1-1/2-NIP	1 ½
3/8X2-NIP	2
3/8X2-1/2-NIP	2 ½
3/8X3-NIP	3
3/8X3-1/2-NIP	3 ½
3/8X4-NIP	4
3/8X4-1/2-NIP	4 ½
3/8X5-NIP	5
3/8X5-1/2-NIP	5 ½
3/8X6-NIP	6

1/2"

SPECIFICATIONS

	"A" LENGTH (IN.)
1/2-CLOSE-NIP	Close
1/2X1-1/2-NIP	1 ½
1/2X2-NIP	2
1/2X2-1/2-NIP	2 ½
1/2X3-NIP	3
1/2X3-1/2-NIP	3 ½
1/2X4-NIP	4
1/2X4-1/2-NIP	4 ½
1/2X5-NIP	5
1/2X5-1/2-NIP	5 ½
1/2X6-NIP	6

3/4"

SPECIFICATIONS

	"A" LENGTH (IN.)
3/4-CLOSE-NIP	Close
3/4X1-1/2-NIP	1 ½
3/4X2-NIP	2
3/4X2-1/2-NIP	2 ½
3/4X3-NIP	3
3/4X3-1/2-NIP	3 ½
3/4X4-NIP	4
3/4X4-1/2-NIP	4 ½
3/4X5-NIP	5
3/4X5-1/2-NIP	5 ½
3/4X6-NIP	6

1"

SPECIFICATIONS

	"A" LENGTH (IN.)
1-CLOSE-NIP	Close
1X2-NIP	2
1X2-1/2-NIP	2 ½
1X3-NIP	3
1X3-1/2-NIP	3 ½
1X4-NIP	4
1X4-1/2-NIP	4 ½
1X5-NIP	5
1X5-1/2-NIP	5 ½
1X6-NIP	6

1 1/4"

SPECIFICATIONS

	"A" LENGTH (IN.)
1-1/4-CLOSE-NIP	Close
1-1/4X2-NIP	2
1-1/4X2-1/2-NIP	2 ½
1-1/4X3-NIP	3
1-1/4X4-NIP	4
1-1/4X5-NIP	5
1-1/4X6-NIP	6

1 1/2"

SPECIFICATIONS

	"A" LENGTH (IN.)
1-1/2-CLOSE-NIP	Close
1-1/2X2-NIP	2
1-1/2X3-NIP	3
1-1/2X4-NIP	4
1-1/2X5-NIP	5
1-1/2X6-NIP	6

2"

SPECIFICATIONS

	"A" LENGTH (IN.)
2-CLOSE-NIP	Close
2x2-1/2-NIP	2 ½
2x3-NIP	3
2x4-NIP	4
2x5-NIP	5
2x6-NIP	6

3"

SPECIFICATIONS

	"A" LENGTH (IN.)
3-CLOSE-NIP	Close
3x3-NIP	3
3x4-NIP	4
3x5-NIP	5
3x6-NIP	6

4"

SPECIFICATIONS

	"A" LENGTH (IN.)
4-CLOSE-NIP	Close
4x4-NIP	4
4x5-NIP	5
4x6-NIP	6

Tubing

ITEM	PAGE #
Tubing	
General Technical Tubing Informatino	
Tube Selection and Sizing	410
Steel	
Steel Hydraulic Tubing	411
Stainless Steel Hydraulic Tubing	411
Copper Tubing	
Copper Tubing Soft Wall	411
Nylon Tubing	
NT100	412
PT230	412
Polyethylene	
PT240	413
PVC	
Clear PVC Tubing	413
Clear-Braided Reinforced Tubing	414
Metric Steel	
General Specifications	415
Metric Steel Tubing	415
Metic Nylon	
Metric Nylon Tubing	416
Metric Polyurethane	
Metric Polyurethane Tubing	417

Bend With Us

We require a drawing or sample tube.
The result will be a dimensionally accurate tube assembly every time with significant savings.

We offer a variety of material options including stainless, plated, and carbon steels as well as aluminum, copper and brake line. We can end form Flat Face, JIC, SAE 45 double flare, Braze-on, and welded.

Double & Single Flaring Ends are capped for cleanliness

Combining precises End Forming, CNC Bending and Laser Vector Quality Control we emply the latest technology to ensure your assemblies are within tolerance. If you want just one assembly or a thousand, all will fit, just right, the first time.

Do you want to outfit your equipment with tubing?
Provides us with engineering drawings or XYZ coordinates and we can quickly turn a complete set of assemblies for your prototype.

Do you need assistance with determining the proper tube design or pathway?
Experienced professionals will come to your sight and help design a system that meets your performance specifications and budget.

.

We appreciate the opportunity to serve you too!

GENERAL TECHNICAL TUBING INFORMATION

Tube Selection and Sizing

Proper tube material, type and size for a given application and type of fittings is critical for efficient and trouble free operation of the fluid system. Selection of proper tubing involves choosing the right tube material, and determining the optimum tube size(O.D. and wall thickness).

In order to make proper selection, the following information about the fluid system must be gathered first:

Fluid System Parameters

1. Type of fluid
2. Operating temperature range
3. Type of line: pressure, return or suction
4. Maximum operating pressure
5. Maximum flow rate

Selection of tube material depends on the fluid, the operating temperature range and the maximum operating pressure. The tube O.D. and wall thickness selection depends on the last four parameters above and the maximum operating temperature.

STEEL HYDRAULIC TUBING WORKING PRESSURES

NOMINAL TUBE O.D. (IN.)	SEE NOTE^	NOMINAL TUBE WALL THICKNESS (IN.)											
		0.028	0.035	0.049	0.065	0.083	0.095	0.109	0.120	0.134	0.148	0.156	0.188
⅛	1	5,600	7,000	–	–	–	–	–	–	–	–	–	–
⅛	2	6,800	9,000	–	–	–	–	–	–	–	–	–	–
⅛	3	6,650	8,450	–	–	–	–	–	–	–	–	–	–
3⁄16	1	3,750	4,650	–	–	–	–	–	–	–	–	–	–
3⁄16	2	4,250	5,500	–	–	–	–	–	–	–	–	–	–
3⁄16	3	4,250	5,450	–	–	–	–	–	–	–	–	–	–
¼	1	2,800	3,500	4,900	6,500	–	–	–	–	–	–	–	–
¼	2	3,100	3,950	5,800	8,200	–	–	–	–	–	–	–	–
¼	3	3,100	3,950	5,750	7,800	–	–	–	–	–	–	–	–
5⁄16	1	2,250	2,800	3,900	5,200	–	–	–	–	–	–	–	–
5⁄16	2	2,400	3,100	4,500	6,250	–	–	–	–	–	–	–	–
5⁄16	3	2,450	3,100	4,500	6,150	–	–	–	–	–	–	–	–
⅜	1	1,850	2,350	3,250	4,350	*5,550	*6,350	–	–	–	–	–	–
⅜	2	2,000	2,500	3,650	5,050	*6,700	*7,950	–	–	–	–	–	–
⅜	3	2,000	2,550	3,650	5,000	*6,550	*7,600	–	–	–	–	–	–
½	1	–	1,750	2,450	3,250	4,150	*4,750	*5,450	*6,000	–	–	–	–
½	2	–	1,850	2,650	3,650	4,800	*5,600	*6,600	*7,450	–	–	–	–
½	3	–	1,850	2,700	3,650	4,800	*5,550	*6,450	*7,200	–	–	–	–
⅝	1	–	1,400	1,950	2,600	3,300	3,800	*4,350	*4,800	–	–	–	–
⅝	2	–	1,450	2,100	2,850	3,700	4,350	*5,050	*5,650	–	–	–	–
⅝	3	–	1,500	2,100	2,850	3,750	4,350	*5,050	*5,600	–	–	–	–
¾	1	–	1,150	1,650	2,150	2,750	3,150	3,650	*4,000	–	–	–	–
¾	2	–	1,200	1,700	2,350	3,050	3,500	4,100	*4,600	–	–	–	–
¾	3	–	1,200	1,750	2,350	3,050	3,550	4,150	*4,600	–	–	–	–
⅞	1	–	1,000	1,400	1,850	2,350	2,700	3,100	*3,400	–	–	–	–
⅞	2	–	1,050	1,450	1,950	2,550	2,950	3,450	*3,850	–	–	–	–
⅞	3	–	1,050	1,500	2,000	2,600	3,000	3,500	*3,900	–	–	–	–
1	1	–	875	1,200	1,600	2,050	2,350	2,700	3,000	*3,350	*3,700	–	–
1	2	–	900	1,250	1,700	2,200	2,550	3,000	3,300	*3,750	*4,200	–	–
1	3	–	900	1,300	1,750	2,250	2,600	3,000	3,350	*3,800	*4,200	–	–
1 ⅛	1	–	–	1,100	1,450	1,850	2,100	2,400	2,650	*3,000	*3,300	–	–
1 ⅛	2	–	–	1,150	1,500	1,950	2,250	2,650	2,900	*3,300	*3,700	–	–
1 ⅛	3	–	–	1,150	1,550	2,000	2,300	2,650	2,950	*3,300	*3,700	–	–
1 ¼	1	–	–	1,000	1,300	1,650	1,900	2,200	2,400	*2,700	*2,950	*3,100	*3,750
1 ¼	2	–	–	1,000	1,350	1,750	2,000	2,350	2,600	*2,950	*3,250	*3,450	*4,250
1 ¼	3	–	–	1,000	1,350	1,750	2,050	2,350	2,650	*2,950	*3,300	*3,500	*4,300
1 ½	1	–	–	–	1,100	1,400	1,600	1,800	2,000	*2,250	*2,450	*2,600	*3,150
1 ½	2	–	–	–	1,100	1,450	1,650	1,950	2,150	*2,400	*2,700	*2,850	*3,500
1 ½	3	–	–	–	1,150	1,450	1,700	1,950	2,150	*2,450	*2,700	*2,850	*3,500
1 ¾	1	–	–	–	925	1,200	1,350	1,550	1,700	*1,900	*2,100	*2,250	*2,700
1 ¾	2	–	–	–	950	1,250	1,400	1,650	1,800	*2,050	*2,250	*2,400	*2,950
1 ¾	3	–	–	–	950	1,250	1,450	1,650	1,850	*2,050	*2,300	*2,400	*2,950
2	1	–	–	–	800	1,050	1,200	1,350	1,500	1,650	*1,850	*1,950	*2,350
2	2	–	–	–	850	1,050	1,250	1,400	1,600	1,750	*1,950	*2,100	*2,550
2	3	–	–	–	850	1,100	1,250	1,450	1,600	1,800	*2,000	*2,100	*2,550
2 ¼	1	–	–	–	*700	*900	*1,050	*1,200	*1,350	*1,500	*1,650	*1,750	*2,100
2 ¼	2	–	–	–	*750	*950	*1,100	*1,250	*1,400	*1,550	*1,750	*1,850	*2,250
2 ¼	3	–	–	–	*750	*950	*1,100	*1,250	*1,400	*1,600	*1,750	*1,850	*2,250

Reference Working Pressures at Approximately 4:1 Design Factor (psi) Steel Hydraulic Tubing SAJ525

^ Pressure values listed opposite numbers 1, 2, and 3 for each tube O.D. were derived from the Barlow, Boardman, and Lamé formulas, respectively, with 12,500 psi allowable stress factor

* Not normally considered suitable for 37° single flaring to SAE J533

STEEL

Steel Hydraulic Tubing

STANDARD UPS LENGTH: 20' (2 - 7' pieces), (1 - 6' piece). 20' continuous lengths available.
TEMPERATURE RANGE: -65°F to +500°F.
ADDITIONAL INFORMATION: Packaging charge applicable for 20' motor freight lengths.
Also available in plated steel or different wall thickness.

Tube bending available.
Call for pricing.

SPECIFICATIONS

	TUBE O.D. (IN.)	WALL THICKNESS (IN.)
03ST	3/16	.035
04ST	1/4	.035
05ST	5/16	.035
06ST	3/8	.035
06ST-065	3/8	.065
08ST	1/2	.049
08ST-065	1/2	.065
10ST	5/8	.049
12ST	3/4	.065
16ST	1	.065

Meets SAE J525 specifications
Custom bending & assemblies available

Stainless Steel Hydraulic Tubing

TEMPERATURE RANGE: -425°F to +1200°F.
ADDITIONAL INFORMATION: Packaging charge applicable for 20' motor freight lengths.

SPECIFICATIONS

	TUBE O.D. (IN.)	WALL THICKNESS (IN.)
06SST	3/8	.035
08SST	1/2	.035
05SST X .028	5/16	.028

Meets ASTM 269 specifications

COPPER

Copper Tubing

SOFT WALL

STANDARD LENGTH: 50'.
APPLICATIONS: Refrigeration.

Tube bending available.
Call for pricing.

SPECIFICATIONS

	TUBE O.D. (IN.)
02CTR	1/8
03CTR	3/16
04CTR	1/4
05CTR	5/16
06CTR	3/8
08CTR	1/2
10CTR	5/8
12CTR	3/4

Meets SAE J528 specifications

Nylon Tubing

NT100

COLOR: Black.

APPLICATION:

- Airbrake

FEATURES:

- Meets SAE J844, Type A & B and FM VSS 571.106

SPECIFICATIONS

	TUBE O.D. (IN.)	WALL THICKNESS (IN.)
NT10002BK	1/8	.023
NT10004BK	1/4	.040
NT10005BK*	5/16	.040
NT10006BK	3/8	.062
NT10008BK	1/2	.062
NT10010BK	5/8	.092
NT10012BK	3/4	.092

Available in other colors: price, reel quantities and availability upon request
* Must use 1200 series Polyline fittings, see page 328

PT230

MATERIAL: Polymide "Nylon 6/6" semi rigid general purpose.

FEATURES:

- Chemical resistance to ammonia, benzene, essential oils, fats, grease, ketones, and tulene
- Natural compound covered under FDA 121.2502 regulation for food contact

SPECIFICATIONS

	TUBE O.D. (IN.)	WALL THICKNESS (IN.)
PT23002NA	1/8	.015
PT23003NA	3/16	.023
PT23004NA	1/4	.030
PT23005NA	5/16	.036
PT23006NA	3/8	.040
PT23008NA	1/2	.062

Available in other colors: price, reel quantities and availability upon request

POLYETHYLENE

Polyethylene Tubing

PT240

SPECIFICATIONS

	TUBE I.D.	TUBE O.D. (IN.)	WALL THICKNESS (IN.)
PT24004NA	3/16	1/4	.125
PT24005NA	3/16	5/16	.125
PT24006NA	1/4	3/8	.125
PT24008NA	3/8	1/2	.125
PT24010NA	1/2	5/8	.125
PT24012NA	5/8	3/4	.125
PT24016NA	3/4	1	.25

* Must use 1200 series Polyline fittings, see page 328

COLOR: Natural.

FEATURES:
- Economical, flexible, and low density
- Chemical resistance to alkalis, dilute acid, ammonia gas, ammonium hydroxide, brine water, and most aqueous solutions of metallic salts
- Natural compound covered under FDA 121.2502 regulation for food contact



PVC

Clear PVC Tubing

SPECIFICATIONS

	TUBE I.D. (IN.)	TUBE O.D. (IN.)	WALL (IN.)	PSI	WEIGHT (LBS./FT.)	LENGTH (FT.)
PT20004NA	1/8	1/4	1/16	68	.021	100
PT20005NA	3/16	5/16	1/16	55	.027	100
PT20006NA	1/4	3/8	1/16	55	.034	100
PT20000NA	1/4	1/2	1/8	70	.083	100
PT20007NA	5/16	7/16	1/16	50	.042	100
PT20008NA	3/8	1/2	1/16	40	.048	100
PT20001NA	3/8	9/16	3/32	50	.078	100
PT20009NA	3/8	5/8	1/8	65	.111	100
PT20010NA	1/2	5/8	1/16	30	.062	100
PT20011NA	1/2	3/4	1/8	45	.139	100
PT20014NA	5/8	7/8	1/8	40	.166	100
PT20016NA	3/4	1	1/8	35	.194	100
PT20020NA	1	1 1/4	1/8	28	.250	100
PT20024NA	1 1/4	1 5/8	3/16	31	.478	50

MATERIAL: Clear PVC - (polyvinyl chloride) soft pliable plasticized PVC resin.

COUPLINGS: Use clamped hose barbs.

APPLICATIONS:
- Tubing for laboratories
- Water distillation lines
- Deionized water systems
- Air conditioning, Refrigeration, and air line drainage
- Bottling plants
- Beverage dispenser units
- Ice making machines
- Printing press equipment
- High energy efficient furnace drainage
- Transfer of weak chemicals & acids

FEATURES:
- NSF approved
- High quality flexible PVC compound.
- PVC compound meets USP class VI requirements.
- High gloss crystal clear appearance with glass smooth interior to reduce sediment buildup
- Non-toxic blue tint in compliance with FDA** requirements to enhance clarity ***FDA–CFR Title 21 parts 170 to 199
- USDA-Accepted for use in slaughtering, processing, transporting, or storage areas in direct contact with meat or poultry food products prepared under federal inspection
- Self-extinguishing
- Hardness shore “A” 72-75
- Abrasion resistant

Clear-Braided Reinforced Tubing



USDA- Accepted for use in slaughtering, processing, transporting, or storage areas in direct contact with meat or poultry food product prepared under Federal inspection

SPECIFICATIONS

	TUBE I.D. (IN.)	TUBE O.D. (IN.)	WALL (IN.)	PSI	WEIGHT (LBS./FT.)	LENGTH (FT.)
PVTL-3/16	3/16	.394	.103	315	.0506	100
PVTL-1/4	1/4	29/64	.102	300	.0603	100
PVTL-5/16	5/16	17/32	3/32	280	.0777	100
PVTL-3/8	3/8	.600	.113	230	.0926	100
PVTL-1/2	1/2	.728	.114	215	.1182	100
PVTL-5/8	5/8	29/32	9/64	200	.1817	100
PVTL-3/4	3/4	1.024	.137	150	.2053	100
PVTL-1	1	1.299	.150	130	.2903	100
PVTL-1-1/4	1 1/4	1.732	.241	110	.6070	100
PVTL-1-1/2	1 1/2	1.929	.215	70	.6212	100
PVTL-2	2	2 1/2	1/4	50	.9502	100

NOTE: Working pressure decreases as temperature increases (pressure ratings can only be obtained with proper coupling procedures.

* Because we continually examine ways to improve our products, we reserve the right to alter specifications without prior notice.

TEMPERATURE RANGE: +25° (-4°C) to 150°F (+65°C).

CONSTRUCTION: Blue tinted cover and tube compounded from Non-toxic PVC ingredients in compliance with applicable FDA** requirements. Reinforced with spiraled polyester yarn and with multiple longitudinal polyester yarn (orange yarn for identification) to reduce elongation under pressure.

COUPLINGS: Use clamped hose barbs.

APPLICATION:

- Pneumatic, air & water, glue, lubrication, air breathing, and vacuum lines (call factory for ratings)
- Deionized water systems
- Packaging Machines
- Potable water transfer lines
- Transfer of powdered foods
- Food & beverage dispensing (Applications where Polyvinyl Chloride is compatible with the media to be conveyed)

FEATURES:

- NSF approved
- Longitudinally reinforced to reduce elongation under pressure
- Non-toxic compounds
- Glass smooth interior
- Crystal clear
- Chemical resistant (see chemical resistance chart)
- Non marking
- Lightweight
- Ozone Resistant
- Self extinguishing

General Specifications

APPLICATION INFORMATION: Meets requirements of DIN Standard 2391, Class C. This tubing is especially well suited for application in hydraulic and pneumatic circuitry where dimensional accuracy and good surface finish are important to the proper attachment of fittings.

WORKABILITY & STRENGTH: Prior to bending, the tubing will exhibit the following properties:

Tensile Strength — 32 - 45 Kp/mm2

Yield — 24 Kp/mm2 minimum

Bending to close radii will tend to reduce wall thickness at the outer bend and consequently reduce recommended operating pressure.

STANDARD LENGTHS: Steel tubes are stocked and shipped in approximately six meter lengths. Tubes of specific cut lengths are available on special order.

CONVERSION FACTORS:

1 millimeter = 0.03937 inch
1 square centimeter = 0.1550 square inch
1 kilogram/square centimeter = 14.22 pounds/square inch
1 kilogram/meter = 0.6720 pounds/foot

SPECIFICATIONS

	NOMINAL SIZE O.D. X WALL (IN.)	FLOW CROSS-SECTION (CM^2)	^RECOMMENDED OPERATING PRESSURE (KG/CM^2)
4X0.5MST	4 x 0.5	.071	242
4X1.0MST	4 x 1.0	.031	483
5X1.0MST	5 x 1.0	.071	387
6X1.0MST	6 x 1.0	.130	322
6X1.5MST	6 x 1.5	.071	483
6X2.0MST	6 x 2.0	.031	644
8X1.0MST	8 x 1.0	.28	242
8X1.5MST	8 x 1.5	.20	363
8X2.0MST	8 x 2.0	.13	483
8X2.5MST	8 x 2.5	.071	604
10X1.0MST	10 x 1.0	.50	193
10X1.5MST	10 x 1.5	.38	290
10X2.0MST	10 x 2.0	.28	387
10X2.5MST	10 x 2.5	.20	483
12X1.0MST	12 x 1.0	.79	161
12X1.5MST	12 x 1.5	.64	242
12X2.0MST	12 x 2.0	.50	322
12X2.5MST	12 x 2.5	.38	403
12X3.0MST	12 x 3.0	.28	483
14X1.0MST	14 x 1.0	1.13	138
14X1.5MST	14 x 1.5	.95	207
14X2.0MST	14 x 2.0	.79	276
14X2.5MST	14 x 2.5	.64	345
14X3.0MST	14 x 3.0	.50	414
15X1.0MST	15 x 1.0	1.33	129
15X1.5MST	15 x 1.5	1.13	193
15X2.0MST	15 x 2.0	.95	258
15X2.5MST	15 x 2.5	.79	322
15X3.0MST	15 x 3.0	.64	387
16X1.0MST	16 x 1.0	1.54	121
16X1.5MST	16 x 1.5	1.33	181
16X2.0MST	16 x 2.0	1.13	242
16X2.5MST	16 x 2.5	.95	302
16X3.0MST	16 x 3.0	.79	363
18X1.0MST	18 x 1.0	2.01	107

Metric Steel Tubing

SPECIFICATIONS

	NOMINAL SIZE O.D. X WALL (IN.)	FLOW CROSS-SECTION (CM^2)	^RECOMMENDED OPERATING PRESSURE (KG/CM^2)
18X1.5MST	18 x 1.5	1.17	161
18X2.0MST	18 x 2.0	1.54	215
18X2.5MST	18 x 2.5	1.33	269
18X3.0MST	18 x 3.0	1.13	322
20X1.5MST	20 x 1.5	2.27	145
20X2.0MST	20 x 2.0	2.01	193
20X2.5MST	20 x 2.5	1.77	242
20X3.0MST	20 x 3.0	1.54	290
20X3.5MST	20 x 3.5	1.33	338
20X4.0MST	20 x 4.0	1.13	387
22X1.5MST	22 x 1.5	2.84	132
22X2.0MST	22 x 2.0	2.55	176
22X2.5MST	22 x 2.5	2.27	220
22X3.0MST	22 x 3.0	2.01	264
25X2.0MST	25 x 2.0	3.46	155
25X2.5MST	25 x 2.5	3.14	193
25X3.0MST	25 x 3.0	2.84	232
25X3.5MST	25 x 3.5	2.54	349
25X4.0MST	25 x 4.0	2.27	309
25X4.5MST	25 x 4.5	2.01	348
25X5.0MST	25 x 5.0	1.77	387
28X1.5MST	28 x 1.5	4.91	104
28X2.0MST	28 x 2.0	4.52	138
28X3.0MST	28 x 3.0	3.80	207
28X4.0MST	28 x 4.0	3.14	276
30X2.0MST	30 x 2.0	5.31	129
30X2.5MST	30 x 2.5	4.91	161
30X3.0MST	30 x 3.0	4.52	193
30X4.0MST	30 x 4.0	3.80	258
30X5.0MST	30 x 5.0	3.14	322
35X2.0MST	35 x 2.0	7.55	111
35X3.0MST	35 x 3.0	6.61	166
35X4.0MST	35 x 4.0	5.73	221
35X5.0MST	35 x 5.0	4.91	276
38X2.5MST	38 x 2.5	8.55	127
38X3.0MST	38 x 3.0	8.04	153
38X4.0MST	38 x 4.0	7.07	204
38X5.0MST	38 x 5.0	6.16	254
38X7.0MST	38 x 7.0	4.52	459
42X2.0MST	42 x 2.0	11.34	260
42X3.0MST	42 x 3.0	10.13	386
42X4.0MST	42 x 4.0	9.03	566
42X5.0MST	42 x 5.0	8.04	230
50X6.0MST	50 x 6.0	11.34	220

^ Based of 4:1 safety factor

Packaging charge included

Metric Nylon Tubing

TEMPERATURE RANGE: -60°F to +250°F continuous.

APPLICATION:
- Pneumatics
- Hydraulic
- Vacuum
- Gases
- Lubricants
- Oils
- General chemicals
- Machine tool
- Coolant
- Fuel
- Fresh & saltwater

FEATURES:
- Most universal of all thermoplastic tubing
- Lightweight
- Long fatigue life
- Excellent abrasion resistance
- Broad range of corrosion resistance and chemical compatibility
- Low moisture absorption
- Can be used with fuel

SPECIFICATIONS

	NOMINAL SIZE O.D. X WALL (IN.)	25°C - 75°F MINIMUM BURST PRESSURE	
		BARS	PSI
MTP16004xx-100	4 x 2.7	75	1,086
MTP16042xx-100	4 x 2	134	1,956
MTP16005xx-100	5 x 3.3	70	1,015
MTP16006xx-100	6 x 4	85	1,233
MTP16085xx-100	8 x 5.5	74	1,074
MTP16008xx-100	8 x 6	58	841
MTP16107xx-100	10 x 7.5	57	827
MTP16010xx-100	10 x 8	42	609
MTP16012xx-100	12 x 10	32	464
MTP16129xx-100	12 x 9	63	914
MTP16014xx-100	14 x 12	27	392
MTP16141xx-100	14 x 11	52	754
MTP16015xx-100	15 x 12	48	696
MTP16016xx-100	16 x 13	44	638
MTP16018xx-100	18 x 14	58	841

NOTE: Sold in 25 meter bags (82')

xx - fill in with color abbreviation needed

COLORS

XX	COLORS AVAILABLE
NA	Natural
BK	Black
BU	Blue
GN	Green
RD	Red
YW	Yellow
OR	Orange
GY	Gray

Metric Polyurethane Tubing

SPECIFICATIONS

	NOMINAL SIZE O.D. X WALL (IN.)	MINIMUM BURST PRESSURE @ 75 F	
		BARS	PSI
MTU16004xx-100	4 x 2.5	28	400
MTU16005xx-100	5 x 3	28	400
MTU16006xx-100	6 x 4	28	400
MTU16008xx-100	8 x 6	23	330
MTU16010xx-100	10 x 7	23	330
MTU16012xx-100	12 x 8	23	330

NOTE: Sold in 25 meter bags (82')

xx - fill in with color abbreviation needed

COLORS

XX	COLORS AVAILABLE
NA	Natural
BK	Black
BU	Blue

TEMPERATURE RANGE: -40°F to +180°F.

APPLICATIONS:
- Instrumentation
- Fuel
- Computer devices
- Food processing equipment
- General manufacturing applications
- Automotive
- Machine tools
- General medical applications
- General laboratory use
- Vacuum equipment

FEATURES:
- Most flexible
- Kink resistant
- Excellent abrasion and tearing resistance
- Broad range of chemical resistance
- Toughest
- Excellent oxidation and ozone resistance

Battery Cable & Terminal

ITEM	PAGE #
Repair Display	
Everything You Need to Build, Maintain or Repair Battery Cables Connectors, cable, Tools & Accessories	421
Connectors	
Quick® Connectors - Copper Die Cast	
Straight Clamp	422
Right Elbow	422
Left Elbow	422
Flag Connector	422
Crimp Battery Connectors	423
Stud/Side Terminal Locking	424
Stud Flag	424
Heavy Wall Copper Lugs	424
Copper Butt Splice	424
Copper Lugs, Tin Plated	424
Crimp Battery Connector Kits	424
MagnaLugs® (For Farm, Construction, Truck, Bus)	425
Starter/Ground Lugs	425
45° & 90° Lugs	425
Splices	425
Locking Non-Rotating Lugs (Dual Wire)	425
Locking Non-Rotating Lugs (End Terminal)	425
MagnaLug Elbows	425
Quick® Compression Connectors	
Straight Clamp	426
Heavy Wall Copper Lugs	426
Stud/Side Terminal Locking	426
Flag Connector	426
Compression Connector Kit - 2/0 Gauge	426
Cable	
Battery & Welding Cable	427
Tubing	
Heat Shrinkable Tubing	428
Nuts & Bolts	
Battery Nuts & Bolts	428
Protectors	
Battery Terminal Protectors	
Straight Clamp	429
Right & Left Elbows	429
Flag Clamp	429
Lug Terminal Protectors	429
Protective Nylon Loom	430
QuickCote + Protective Compound	430
Protective Washers	430
Crimpers & Cutters	
Hand-Held & Bench Mount Crimpers	431
QuickCutter™	431
9" Cutter	431
QuickStrip	431

Battery Cable & Terminal Table of Contents (Continued)

ITEM	PAGE #
Brute Hammer Crimper	431
Booster Cable	
Booster Cable Sets	432
Booster Accessories	
600 Amp Booster Handles	432
Vinyl Zipper Booster Bag	432
Cobra 400 Amp Booster Handles	432
Lead Battery Terminals	432
Crimp Specifications	
Gates	433
Weatherhead	433

Everything You Need to Build, Maintain or Repair Battery Cables

Connectors, Cable, Tools & Accessories

Custom lengths available

Made in the U.S.A.

Quick® Connectors - Copper Die Cast

FEATURES:

- All clamps, lugs, and fasteners are tin plated, twice as thick as industry standards
- All clamps include tin plated B\zn" battery bolts and shoulder nuts
- All clamps and lugs are cast copper alloy, copper lugs and butt splices are copper tubing

Straight Clamp

Right Elbow

Left Elbow

Flag Connector

SPECIFICATIONS

CABLE GAUGE	COLOR CODE	PRODUCT I.D. (STRAIGHT CLAMP)			PRODUCT I.D. (RIGHT ELBOW)		PRODUCT I.D. (LEFT ELBOW)		PRODUCT I.D. (FLAG CONNECTOR)	
		NEGATIVE	POSITIVE	UNIVERSAL	NEGATIVE	POSITIVE	NEGATIVE	POSITIVE	NEGATIVE	POSITIVE
8	Gray	4008N	4008P	4008U	–	–	–	–	–	–
6	Gray	4006N	4006P	4006U	–	–	–	–	–	–
4	Gray	4004N	4004P	4004U	–	–	–	–	–	–
2	Green	4002N	4002P	4002U	4102N	4102P	4202N	4202P	4302N	4302P
1	Pink	4001N	4001P	4001U	4101N	4101P	4201N	4201P	4301N	4301P
1/0	Black	4010N	4010P	–	4110N	4110P	4210N	4210P	4310N	4310P
2/0	Orange	4020N	4020P	–	4120N	4120P	4220N	4220P	4320N	4320P
3/0	Purple	4030N	4030P	–	4130N	4130P	4230N	4230P	4330N	4330P
4/0	Yellow	4040N	4040P	–	4140N	4140P	4240N	4240P	4340N	4340P

Crimp Battery Connectors



Quick Connectors are listed by UL (UL STD.486A), when applied with Quick Cable HexCrimp tools 4255-001 or 4255-001M.

FEATURES:

- Copper alloy, tin plated to resist corrosion
- Color coded connectors match color coded cable for easier identification
- Gauge and polarity stamped in for permanent I.D.
- Clamp connectors also color coded for polarity
- Connectors are imprinted with die codes for all major crimping tools
- Within a wire size, all connectors share the same crimp die settings
- Made in U.S.A.



Stud/Side Terminal Locking

Stud Flag

Heavy Wall Copper Lugs

Copper Butt Splice

Copper Lugs, Tin Plated

SPECIFICATIONS

CABLE GAUGE	COLOR CODE	PRODUCT I.D. (STUD/SIDE TERMINAL LOCKING)		(STUD FLAG)	PRODUCT I.D. (HEAVY WALL COPPER LUGS)		(COPPER BUTT SPLICE)	PRODUCT I.D. (COPPER LUGS, TIN PLATED)				
		3/8"	1/2"		3/8"	1/2"		#10	1/4"	5/16"	3/8"	1/2"
8	Gray	–	–	–	4808F	–	6649	5950C	5950D	5950E	5950F	5950H
6	Gray	4906F	–	–	4806F	–	6650	5951C	5951D	5951E	5951F	5951H
4	Gray	4904F	–	–	4804F	4804H	6651	–	5952D	5952E	5952F	5952H
2	Green	4902F	4902H	–	4802F	4802H	6652	–	5953D	5953E	5953F	5953H
1	Pink	4901F	4901H	–	4801F	4801H	6653	–	5954D	5954E	5954F	5954H
1/0	Black	4910F	4910H	4510	4810F	4810H	6654	–	–	5955E	5955F	5955H
2/0	Orange	4920F	4920H	4520	4820F	4820H	6655	–	–	5956E	5956F	5956H
3/0	Purple	4930F	4930H	4530	4830F	4830H	6656	–	–	–	5957F	5957H
4/0	Yellow	4940F	4940H	–	4840F	4840H	6657	–	–	–	5958F	5958H

Crimp Battery Connector Kits

FEATURES:

- Complete assortment for the repair and assembly of cables
- Five assortments tailored to your needs, each in a durable metal drawer 18 1/8" x 12 1/2" x 3 1/8"
- All connectors complete with tin plated bolts and shoulder nuts

SPECIFICATIONS

PART NAMES	6/8 GAUGE BATTERY KIT FITS GAUGE 6 & 8 GA.	2/4 GAUGE BATTERY KIT FITS GAUGE 2 & 4 GA.	1/0 GAUGE CRIMP KIT FITS GAUGE 1/0 GA.	2/0 GAUGE CRIMP KIT FITS GAUGE 2/0 GA.	3/0 GAUGE CRIMP KIT FITS GAUGE 3/0 GA.
Straight Clamps Positive	20	20	10	10	10
Straight Clamps Negative	20	20	10	10	10
Straight Clamps Positive	–	–	5	5	5
Straight Clamps Negative	–	–	5	5	5
Flag Clamps Positive	–	3	3	3	3
Flag Clamps Negative	–	3	3	3	3
Heavy Wall Copper Lugs 3/8"	10	10	5	6	6
Heavy Wall Copper Lugs 1/2"	–	–	5	6	6
Stud/Side Terminal Locking Lug 3/8"	5	5	5	6	6
Stud/Side Terminal Locking Lug 1/2"	–	–	5	–	6
Heavy Wall Heat Shrink Tubing-Black	6	6	6	6	4
Heavy Wall Heat Shrink Tubing-Red	6	6	6	6	4
Battery Terminal Protectors-Black	3	6	–	2	–
Battery Terminal Protectors-Red	3	6	–	2	–
Battery Bolts and Shoulder Nuts	25	25	25	25	25
Closed Cap Stainless Steel Nuts	–	10	10	10	10

MagnaLugs®

(For Farm, Construction, Truck, Bus)

FEATURES:

- Connectors are packed five per box, also available in bulk quantities (bags of 50)
- Made of 100% copper, tin plated twice as thick as industry standards
- New small stud hole sizes

Starter/Ground Lugs

45° & 90° Lugs

Splices

Locking Non-Rotating Lugs (Dual Wire)

Locking Non-Rotating Lugs (End Terminal)

SPECIFICATIONS

CABLE GAUGE	COLOR CODE	PRODUCT I.D. (STARTER/GROUND LUGS)				PRODUCT I.D. (45° LUGS)		PRODUCT I.D. (90° LUGS)		(SPICES)	PRODUCT I.D. (LOCKING NON-ROTATING LUGS)	
		¼"	5/16"	⅜"	½"	⅜"	½"	⅜"	½"		DUAL WIRE	END TERMINAL
6	Gray	6406D	6406E	6406F	–	6406FV	–	6406FL	–	–	–	–
4	Gray	6404D	6404E	6404F	6404H	6404FV	6404HV	6404FL	6404HL	6804SP	–	–
1 & 2	Pink	6401D	6401E	6401F	6401H	6401FV	6401HV	6401FL	6401HL	6801SP	–	–
1/0	Black	6410D	6410E	6410F	6410H	6410FV	6410HV	6410FL	6410HL	6810SP	6510F	6210F
2/0	Orange	6420D	6420E	6420F	6420H	6420FV	6420HV	6420FL	6420HL	6820SP	6520F	6220F
3/0	Purple	6430D	6430E	6430F	6430H	6430FV	6430HV	6430FL	6430HL	6830SP	6530F	6230F
4/0	Yellow	6440D	6440E	6440F	6440H	6440FV	6440HV	6440FL	6440HL	6840SP	6540F	6240F

MagnaLugs are superior to standard tube lugs in four important ways

- Wider pad for better electrical contact, thicker pad for greater strength and conductivity
- Exceeds SAE conductivity standards, Recommended Practice J163 and J1811
- Conforms to TMC Recommended Practice RP105A, American Trucking Association, for closed eyelet terminals with anti-rotation feature (6200 and 6500 series above)
- MagnaLugs are listed by UL (UL STD. 486A), when applied with Quick Cable Hex Crimp tools 4255-001 or 4255-001M

SPECIFICATIONS

	PRODUCT I.D. (⅜" ELBOWS)	
	RIGHT	LEFT
6	–	–
4	–	–
1 & 2	–	–
1/0	6311F	6321F
2/0	6312F	6322F
3/0	6313F	6323F
4/0	6314F	6324F

MagnaLug Elbows

For Tight Spots

Quick® Compression Connectors

Straight Clamp

Heavy Wall Copper Lugs

Stud/Side Terminal Locking

Flag Connector

FEATURES:
- All clamps include tin plated 5⁄16" battery bolts and shoulder nuts
- Compression Connectors come with compression nuts

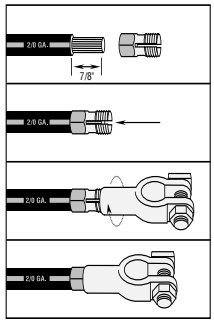

1. Strip 7⁄8" of insulation from the end of the cable. Insert bared wire into the compression nut.
2. Thread connector on compression nut.
3. Grip compression nut with wrench and turn the connector until the compression nut seats.

SPECIFICATIONS

CABLE GAUGE	COLOR CODE	PRODUCT I.D. (STRAIGHT CLAMP) NEGATIVE	PRODUCT I.D. (STRAIGHT CLAMP) POSITIVE	PRODUCT I.D. (HEAVY WALL COPPER LUGS) 3⁄8"	PRODUCT I.D. (HEAVY WALL COPPER LUGS) 1⁄2"	(STUD/SIDE TERMINAL LOCKING)	PRODUCT I.D. (FLAG CONNECTOR) NEGATIVE	PRODUCT I.D. (FLAG CONNECTOR) POSITIVE
6	Gray	5006N	5006P	5806F	5806H	5906F	-	-
4	Gray	5004N	5004P	5804F	5804H	5904F	5304N	5304P
1 & 2	Green	5002N	5002P	5802F	5802H	5902F	5302N	5302P
1/0	Black	5010N	5010P	5810F	5810H	5910F	5310N	5310P
2/0	Orange	5020N	5020P	5820F	5820H	5920F	5320N	5320P
3/0	Purple	5030N	5030P	5830F	5830H	5930F	5330N	5330P

Seven reasons you should use compression connectors

- Ideal for small and medium size users, tow trucks, maintenance trucks, field repairs, etc.
- Installs with common hand tools, without torches or crimping tools
- Make or repair any length and style of cable
- Color coded compression nuts match color coded cable for easier identification
- Patented and patents pending
- Made of cast copper, tin plated to resist corrosion
- Made in U.S.A.

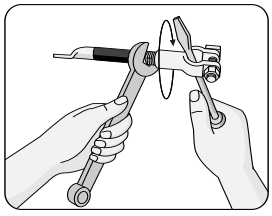

Compression battery connectors assemble with common hand tools

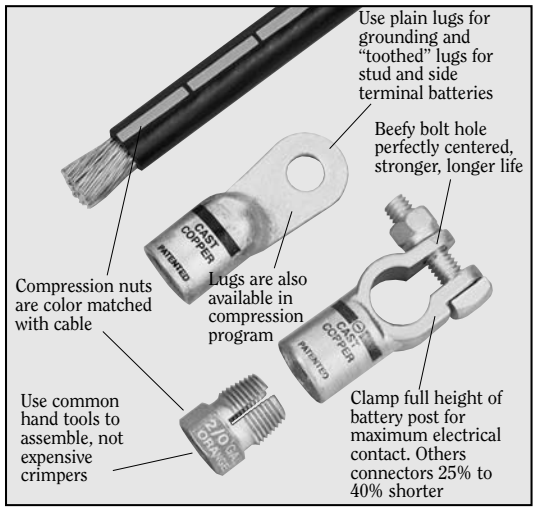

Compression Connector Kit - 2/0 Gauge

PART # 2/0-COMPRESSION-KIT

FEATURES:
- Complete assortment for repair and assembly of 2/0 gauge cables
- Complete with durable metal drawer 18 1⁄4" x 12 1⁄2" x 3 1⁄8"

KIT COMPONENTS

	2/0 GAUGE COMPRESSION KIT FITS GAUGE 2/0
Straight Clamps Positive	10
Straight Clamps Negative	10
Flag Clamps Positive	3
Flag Clamps Negative	3
Heavy Duty Lug 1⁄2"	5
Heavy Duty Lug 3⁄8"	5
Stud S/T Lug 3⁄8"	5
Battery Bolt & Shoulder Nuts	25
Stud Nut SS	10
3⁄4" Heat Shrink Black 1 1⁄2"	6
3⁄4" Heat Shrink Red 1 1⁄2"	5

Battery & Welding Cable

What is the difference between battery cable & welding cable?

- Battery cable is the OEM standard. Our battery cable meets or exceeds the standards established by the Society of Automotive Engineers (SAE). Battery cable is insulated with PVC which is flame-retardant, resistant to fuel, oil, acid and salt.
- Welding cable is made with very fine copper wire and insulated with a synthetic rubber. It is more flexible than battery cable, especially in cold temperatures. Welding cable is easier to route in tight spaces.

Reasons you should use color coded battery cable

- Easy and fast identification of the cable gauge
- The color coding matches the cable to the connector and crimper
- The color stripe helps you measure the length of your cable (see illustration below)
- Made in U.S.A.

Why you need both red & black cable

The generally accepted industry practice is to use black insulated cable for negative (ground) wires and red insulated cable for positive wires. By using both black and red cable your wiring system will be easier to install and trouble-shoot.

SPECIFICATIONS

GAUGE	COLOR CODED STRIPE	PRODUCT I.D. (BATTERY CABLE, PVC INSULATED)		PRODUCT I.D. (WELDING CABLE, EXTRA FLEXIBLE)	
		BLACK	RED	BLACK	RED
8	Gray	8008B	8108R	-	-
6	Gray	8006B	8106R	8206B	8306R
4	Gray	8004B	8104R	8204B	8304R
2	Green	8002B	8102R	8202B	8302R
1	Pink	8001B	8101R	8201B	8301R
1/0	Black	8010B	8110R	8210B	8310R
2/0	Orange	8020B	8120R	8220B	8320R
3/0	Purple	8030B	8130R	8230B	8330R
4/0	Yellow	8040B	8140R	8240B	8340R

NOTE: Available in rolls of 25', 50', 100' and 500'

How to match cable & equipment

- When replacing cable, always install heavier cable, never lighter.
- In cold climates, use a heavier cable gauge to improve starting.

SPECIFICATIONS

TYPE OF EQUIPMENT	TYPICAL WIRE GAUGE
Garden Tractor	8, 6, 4
Compact Car, RV	6, 4
Standard Car	4
Full-Size Car, Van	1, 2
Tractor, Light Truck, Construction	1/0
HD Tractor, Truck, Bus, Construction	2/0, 3/0
Extra Heavy Duty	4/0

8
6
4
2
1
1/0
2/0
3/0
4/0
250 MCM

The size bullets above will help you determine the gauge (size) of an unmarked starter cable. Measure the bare conductor only, not the insulation. Actual diameters vary depending on specific stranding of the wire.

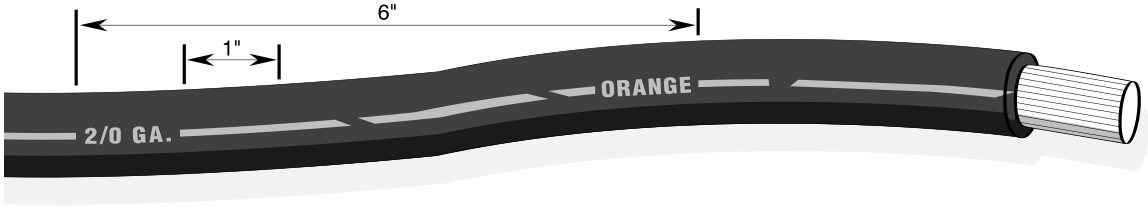

TUBING

Heat Shrinkable Tubing

FEATURES:

- Creates a seal which resists corrosion, insulates and weatherproofs
- Use as a strain relief
- Flame, acid, fuel and abrasion resistant
- Use to color code, black for negative red for positive
- Rated for continuous operation from –65°F to +340°F
- The inside surface is lined with a sealer which melts when heated and permanently seals the connection as the tube shrinks and cools

SPECIFICATIONS

PRODUCT I.D. (BLACK)	PRODUCT I.D. (RED)	EXPANDED DIAMETER (IN.)	SHRUNK DIAMETER (IN.)	TYPICAL USAGE	LENGTH (IN.)
5611B1-1/2	5612R1-1/2	⅜	⅛	8-6 Gauge	1 ½
5613B1-1/2	5614R1-1/2	¾	¼	6-2/0 Gauge	1 ½
5615B1-1/2	5616R1-1/2	1 ⅛	⅜	4-4/0 Gauge	1 ½
5611B6	5612R6	⅜	⅛	8-6 Gauge	6
5613B6	5614R6	¾	¼	6-2/0 Gauge	6
5615B6	5616R6	1 ⅛	⅜	4-4/0 Gauge	6
5611B30	5612R30	⅜	⅛	8-6 Gauge	30
5613B48	5614R48	¾	¼	6-2/0 Gauge	48
5615B48	5616R6	1 ⅛	⅜	4-4/0 Gauge	48

NUTS & BOLTS

Battery Nuts & Bolts



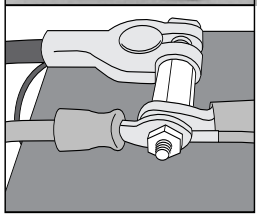

SPECIFICATIONS

	FIGURE #	DESCRIPTION (IN.)
6014	1	5⁄16 Square head bolt with shoulder nut - tin plated
6009	2	⅜ Side terminal bolt for side terminal batteries - tin plated
6006	3	⅜ Flange nut for side terminal batteries - tin plated
6007	4	⅜ Side terminal accessory bolt replaces regular S/T bolt and has ¼ stud for many accessory wires - brass
6015	5	Closed cap nut for stud terminal batteries - stainless steel

SPECIFICATIONS

ADAPTER NUTS: INSIDE THREADS (IN.)	ADAPTER NUTS: THREADED STUD (IN.)		FIGURE #	PACKED BOX
5⁄16 - 18 x ⅞	5⁄16 - 18 x ¾	6024	6	10
¼ - 20 x 15⁄16	5⁄16 - 18 x ¾	6025	6	10
⅜ - 16 x ⅞	⅜ - 16 x ¾	6029	6	10

FEATURES:

- Tin plated battery bolts, S/T bolts and flange nuts
- Tin plated fasteners recommended for tin plated battery connectors
- Closed cap nut made of stainless steel
- S/T accessory bolt and adapter nut made of brass (unplated)

Battery Terminal Protectors

FEATURES:
- Protects your alternator and electrical system from shorts
- Reduces the chance of sparks and battery explosions
- Color coded for easy polarity identification
- Helps you meet OSHA and coast guard requirements
- Made from high temperature polyvinyl chloride rated at 190°F, 90°C
- Meet SAE J1128 dielectric specifications
- Made in U.S.A.

Straight Clamp

SPECIFICATIONS

FITS GAUGE	COLOR	
6	Black	5721B
6	Red	5721R
4	Black	5722B
4	Red	5722R
1 & 2	Black	5723B
1 & 2	Red	5723R
1/0 & 2/0	Black	5724B
1/0 & 2/0	Red	5724R

Right & Left Elbows



SPECIFICATIONS

USE WITH LEFT ELBOW TERMINALS		
FITS GAUGE	COLOR	
1 & 2	Black	5727B
1 & 2	Red	5727R
1/0 - 3/0	Black	5728B
1/0 - 3/0	Red	5728R
USE WITH RIGHT ELBOW TERMINALS		
1 & 2	Black	5729B
1 & 2	Red	5729R
1/0 - 3/0	Black	5730B
1/0 - 3/0	Red	5730R

Flag Clamp

SPECIFICATIONS

FITS GAUGE	COLOR	
1 & 2	Black	5725B
1 & 2	Red	5725R
1/0 - 3/0	Black	5726B
1/0 - 3/0	Red	5726R

Lug Terminal Protectors

FEATURES:
- Three new styles designed for ⅜" stud terminal batteries
- Styles for starter and solenoid studs
- Styles for 45° and 90° lugs
- Same temperature ratings and soft vinyl material as in original terminal protectors



SPECIFICATIONS

FITS GAUGE	FIGURE #	PRODUCT I.D. (5/BAG) BLACK	PRODUCT I.D. (5/BAG) RED	FITS STYLE STRAIGHT	FITS STYLE 45°	FITS STYLE 90°	CABLE HOLE DIA. (IN.)	TERMINAL OPENING I.D. (IN.)	POST HEIGHT (IN.)	RECOMMENDED APPLICATION
4	2	5718B	5718R	Yes	Yes	No	½	½ x ¾	1	Lug & Stud
4	1	5719B	5719R	Yes	Yes	No	½	¾	⅞	Lug & Stud
4	4	5720B	5720R	Yes	No	No	½	1	15/16	Stud Batteries
1 & 2	3	5735B	5735R	Yes	Yes	Yes	9/16	¾	1	Lug & Stud
1 & 2	4	5734B	5734R	Yes	No	No	9/16	1 ¼	1	Stud Batteries
1/0 & 2/0	3	5736B	5736R	Yes	Yes	Yes	⅝	¾	1	Lug & Stud
1/0 & 2/0	4	5737B	5737R	Yes	No	No	⅝	1 ¼	1	Stud Batteries

Protective Nylon Loom

Protective Nylon Loom is split for an easy application even after the cable has been made or when it has already been installed.

FEATURES:
- Use loom to shield wire and cables, hydraulic hose, fuel lines etc.
- Slit for easy installation
- High temperature Nylon 6, rated 409°F, 214°C
- Loom protects against heat, abrasion, electrical shorts, and chemical corrosion
- Handles extreme heat applications. Meets or exceeds S.A.E. standards
- Convoluted design is extremely flexible for easy wire routing while providing maximum protection
- 25' roll, 100' available on request

SPECIFICATIONS

	INSIDE DIA. (IN.)	OUTSIDE DIA. (IN.)	TYPICAL USAGE
5685	¼	⅜	Primary Wire
5687	⅜	½	Up to 4 Ga.
5688	½	⅝	4 or 2 Ga.
5690	¾	15⁄16	2 - 3/0 Ga.
5691	1	1 ⅛	4/0 - 250 MCM
5692	1 ¼	1 ½	Two 2/0 Ga. Cables

QuickCote + Protective Compound

FEATURES:
- Protects connectors and terminals against corrosion and seals connections against water, oils and corrosive gases
- Easy brush-on application, will not clog like aerosol cans. Apply protection where you want it
- Prevents seizing of threaded fasteners
- Use on all exposed electrical connections

SPECIFICATIONS

	DESCRIPTION
6023	One-8 ounce can of QuickCote+

Protective Washers

Install protective washers over post, then install and tighten connector

FEATURES:
- Extends the life of the battery and connectors by protecting them from corrosion
- Easy to install – no special tools needed
- Available in red and black

SPECIFICATIONS

	DESCRIPTION
6023B	Battery terminal protective washers black - 100/can
6022R	Battery terminal protective washers red - 100/can

Crimpers & Cutters

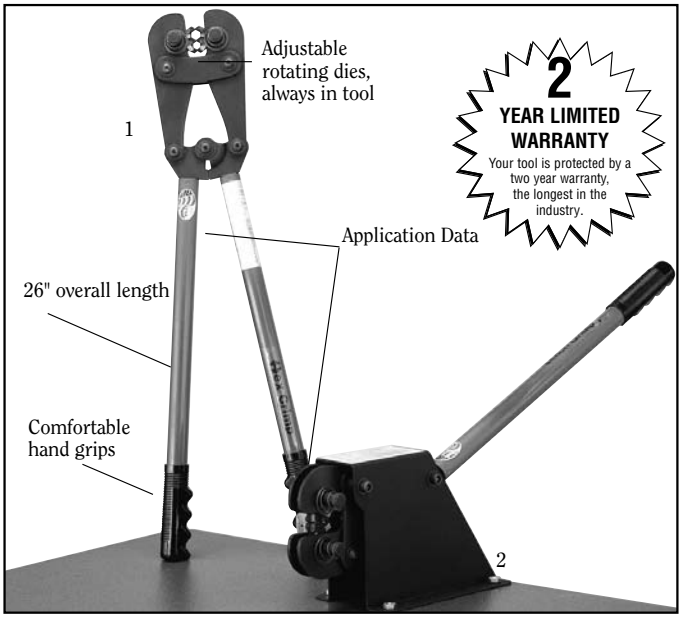

Hand-Held & Bench Mount Crimpers

FEATURES:
- Hexcrimp available in hand-held and bench mount models
- Bench mount also attaches to wall, service truck, etc.
- Bench mount tools easier to use, safer, less likely to get damaged or "lost"
- Patented features
- Made in U.S.A. by Quick Cable

Safety & Performance

Reduce your liability and improve your performance. Quick Crimp die cast connectors and MagnaLugs are UL listed when applied with Quick Cable HexCrimp tools #4255 and 4255M.

FEATURES:
- Cuts cable up to 250 MCM (6/0 Ga.)
- 22" handles for easier cutting
- Blades made of 1075 hardened carbon steel, can be resharpened

3

QuickCutter™

Your choice of hand-held or bench mount cutters. Bench mount cutters can also be attached to wall, service truck, shop cart, etc.

4

SPECIFICATIONS

	FIGURE #	DESCRIPTION
4255-001	1	Hand-held HexCrimp lever style crimping tool. 26" long, crimps connectors 8 gauge through 250 MCM.
4255-001M	2	Bench mount HexCrimp lever style crimping tool. 26" long, crimps connectors 8 gauge through 250 MCM.
4285-001	3	QuickCutter heavy duty cutter, 22" long, cuts copper cable up to 250 MCM (6/0 Ga.) Six month limited warranty.
4285-001M	4	Bench mount heavy duty cutter, 22" long, cuts copper cable up to 250 MCM (6/0 Ga.) Six month limited warranty.
4275-001	5	QuickCutter 9" long, made of forged steel, has insulated grips. Cuts copper cable up to 2/0 gauge. 6 month warranty.
4215-001	6	QuickStrip battery cable stripper. Strips insulation from cable 10 through 4/0 gauge. Six month limited warranty.
4266-001	7	Brute hammer style crimping tool. Crimps connectors 8 through 4/0 gauge. Six month limited warranty.

9" Cutter

FEATURES:
- Cuts cable up to 2/0 gauge
- Fits any tool box
- Ergonomic, insulated grips

5

QuickStrip

FEATURES:
- Strips up to 4/0 gauge cable
- Only 5 ½" long
- Includes spare blade

6

Brute Hammer Crimper

FEATURES:
- Inexpensive, simple, crimping tool
- Use with hammer or vise
- Crimps 8 - 4/0 gauge connectors

7

BOOSTER CABLE

Booster Cable Sets

ALL PROFESSIONAL BOOSTER SETS FEATURE:

- Twin-lead, tangle free, welding stranded flexible cable
- T.P.R. jacket flexible to -70°
- Your choice of economical 6 gauge, heavy duty 4 gauge or super heavy duty 2 gauge wire
- Your choice of the Cobra - 400 amp swivel jaw handle or - 600 amp parrot style with super strong tension spring for unmatched holding strength

SPECIFICATIONS

	WIRE GAUGE	HANDLE	PACKAGE	DESCRIPTION
TL612*	6	Cobra - 400 amp	Banded	6 gauge x 12' Twin lead booster set
TL615	6	Cobra - 400 amp	Banded	6 gauge x 15' Twin lead booster set
WTL416*	4	Mize - 600 amp	Boxed	4 gauge x 16' Twin lead booster set
WTL420	4	Mize - 600 amp	Boxed	4 gauge x 20' Twin lead booster set
WTL216	2	Mize - 600 amp	Boxed	2 gauge x 16' Twin lead booster set
WTL220*	2	Mize - 600 amp	Boxed	2 gauge x 20' Twin lead booster set

* Stock items (additional booster sets available by special order)

BOOSTER ACCESSORIES

600 Amp Booster Handles

PART # BH600-S

FEATURES:

- (1) red & (1) black handle
- Consumer packaged

600 amp booster handles with their patented jaw design and extra heavy duty spring provide unmatched gripping power between handle and battery post. For top and side post batteries. Patent # 4,685,760

Vinyl Zipper Booster Bag

PART # BOOSTER-BAG

An ideal way to store your booster cables.

Cobra 400 Amp Booster Handles

PART # BH400-S

Cobra 400 amp booster handles, feature a rotating swivel jaw which extends to reach difficult side mount battery posts. For top mount battery posts, simply keep swivel jaw in retracted position.

Lead Battery Terminals

SPECIFICATIONS

	SIZE (GAUGE)	DESCRIPTION
BT444	4 Ga. - 2 Ga. wire	(1) card of 10 terminals
T444	1 Ga. - 4/0 Ga. wire	(1) card of 10 terminals

Battery Cable

707 Machine

8 Finger Die Calibration

CRIMP CHART

CABLE TYPE	CRIMP DIAMETER (IN.)	DIE	GAUGE SETTINGS (IN.)
2 Gauge Cable	.400	746	3.75
1 Gauge Cable	.400	746	4.20
1/0 Cable	.560	746	7.30
2/0 Cable	.560	746	8.60
3/0 Cable	.560	746	10.10

3000B Machine

CRIMP CHART

CABLE TYPE	DIE #	GAUGE SETTINGS (IN.)
3/0	31	1
4/0	31	3 ¾

Coll-O-Crimp Machine

CRIMP CHART

CABLE TYPE			
CABLE TYPE	CRIMP DIAMETER (IN.)	DIE #	SPACER RING
2 Gauge Cable	.400	T-400-31C	Red or Green/Up
1 Gauge Cable	.400	T-400-31C	Red or Green/Up
1/0 Cable	.560	T-400-2C	Black/Down
2/0 Cable	.560	T-400-2C	Black/Down
2/0 Cable	.560	T-400-2C	Black/Down
2/0 Cable	.650	T-400-2C	Black/Up
COPPER BUTT, COPPER LUGS, TIN PLATED TERMINALS			
1/0 Cable	.460	T-400-31C	Black/Down
2/0 Cable	.470	T-400-32C	Red/Up
3/0 Cable	.550	T-400-2C	Black/Down

Accessories

ITEM	PAGE #
Electrical Wire & Terminal	**435-442**
Gauges	**443-446**
Valves	**447-454**
Clamps	**455-464**
Cable Ties	**465-467**

Electric Wire & Terminal

ITEM	PAGE #
Wire	
GPT Primary Wire	
500' Spool Banded and Wrapped Special Order	436
100' Spool Banded and Wrapped	436
Packaged Wire Terminals	
Butt Connectors	
Vinyl	436
Nylon	436
Ring Connectors	
Vinyl	437
Nylon	437
Push-On Connectors	
Vinyl	437
Fully Insulated Push-On Connectors	
Nylon	438
Bullet Connectors	
Vinyl	438
Nylon Male	438
Spade Connectors	
Vinyl	439
Nylon	439
Closed End Connectors	
Nylon	439
Quick Splicers	
Vinyl	439
Hard Wire Nuts	439
Assortment Kits	
Wire Terminal Assortment Kits	440
Shrink Tube Assortment Kits	440
Fuses	
Packged Fuses	
Standard Blade	441
Micro Blade	441
Max Blade	442
Glass Style	442
Fuse Assortment Kits	442

WIRE

GPT Primary Wire

500' Spool Banded and Wrapped

SPECIAL ORDER

100' Spool Banded and Wrapped

SPECIFICATIONS

GAUGE	SPOOL LENGTH (FT.)	PRODUCT I.D.						
		(RED)	(BLUE)	(GREEN)	(YELLOW)	(BLACK)	(BROWN)	(WHITE)
18	100	GP118A-10	GP118A-20	GP118A-30	GP118A-40	GP118A-50	GP118A-60	GP118A-70
18	500	GP118X-10	GP118X-20	GP118X-30	GP118X-40	GP118X-50	GP118X-60	GP118X-70
16	100	GP116A-10	GP116A-20	GP116A-30	GP116A-40	GP116A-50	GP116A-60	GP116A-70
16	500	GP116X-10	GP116X-20	GP116X-30	GP116X-40	GP116X-50	GP116X-60	GP116X-70
14	100	GP114A-10	GP114A-20	GP114A-30	GP114A-40	GP114A-50	GP114A-60	GP114A-70
14	500	GP114X-10	GP114X-20	GP114X-30	GP114X-40	GP114X-50	GP114X-60	GP114X-70
12	100	GP112A-10	GP112A-20	GP112A-30	GP112A-40	GP112A-50	GP112A-60	GP112A-70
12	500	GP112X-10	GP112X-20	GP112X-30	GP112X-40	GP112X-50	GP112X-60	GP112X-70
10	100	GP110A-10	GP110A-20	GP110A-30	GP110A-40	GP110A-50	GP110A-60	GP110A-70
10	500	GP110X-10	GP110X-20	GP110X-30	GP110X-40	GP110X-50	GP110X-60	GP110X-70

Several additional wire colors available by special order.
Sold in spool lengths only.

PACKAGED WIRE TERMINALS

Butt Connectors

Vinyl

SPECIFICATIONS

PACKAGE QUANTITY (PCS.)	PRODUCT I.D.		
	22-16 WIRE GAUGE RED	16-14 WIRE GAUGE BLUE	12-10 WIRE GAUGE YELLOW
50	IBCR-W	IBCB-W	IBCY-W

Sold in packages of 50 (1=50).

Nylon

SPECIFICATIONS

PACKAGE QUANTITY (PCS.)	PRODUCT I.D.		
	22-16 WIRE GAUGE RED	16-14 WIRE GAUGE BLUE	12-10 WIRE GAUGE YELLOW
50	NBCR-W	NBCB-W	NBCY-W

Ring Connectors

Vinyl

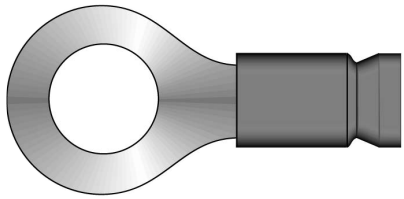

SPECIFICATIONS

RING SIZE (IN.)	PRODUCT I.D. 22-16 WIRE GAUGE RED	16-14 WIRE GAUGE BLUE	12-10 WIRE GAUGE YELLOW
4/32	FERR4-W	FERB4-W	N/A
6/32	FERR6-W	FERB6-W	FERY6-W
8/32	FERR8-W	FERB8-W	FERY8-W
10/32	FERR10-W	FERB10-W	FERY10-W
1/4	FERR14-W	FERB14-W	FERY14-W
5/16	FERR516-W	FERB516-W	FERY516-W
3/8	FERR38-W	FERB38-W	FERY38-W

All terminals are available in quantities of 1,000 by special order.
Sold in packages of 50 (1=50).

Nylon

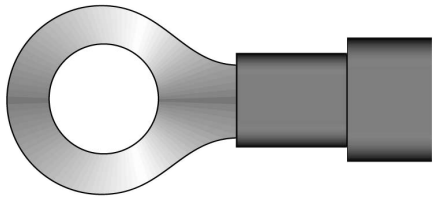

SPECIFICATIONS

RING SIZE (IN.)	PRODUCT I.D. 22-16 WIRE GAUGE RED	16-14 WIRE GAUGE BLUE	12-10 WIRE GAUGE YELLOW
4/32	NRR4-W	NRB4-W	N/A
6/32	NRR6-W	NRB6-W	NRY6-W
8/32	NRR8-W	NRB8-W	NRY8-W
10/32	NRR10-W	NRB10-W	NRY10-W
1/4	NRR14-W	NRB14-W	NRY14-W
5/16	NRR516-W	NRB516-W	NRY516-W
3/8	NRR38-W	NRB38-W	NRY38-W

All terminals are available in quantities of 1,000 by special order.

Push-On Connectors

Vinyl

FEMALE

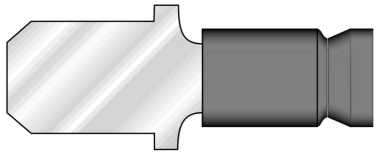

MALE

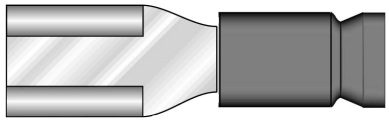

SPECIFICATIONS

SIZE (IN.)	PRODUCT I.D. 22-16 WIRE GAUGE RED	16-14 WIRE GAUGE BLUE	12-10 WIRE GAUGE YELLOW
.250	FEMR-W	FEMB-W	FEMY-W
.250	FEFR-W	FEFB-W	FEFY-W
.187	IMR.187-W	IMB.187-W	N/A
.187	IFR.187-W	IFB.187-W	N/A

Sold in packages of 50 (1=50).

Fully Insulated Push-On Connectors

Nylon

MALE

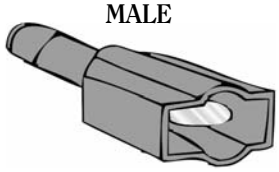

FEMALE

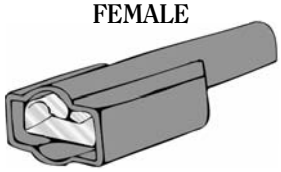

SPECIFICATIONS

SIZE (IN.)	PRODUCT I.D.		
	22-16 WIRE GAUGE RED	16-14 WIRE GAUGE BLUE	12-10 WIRE GAUGE YELLOW
.250	FIMR-W	FIMB-W	FIMY-W
.250	FIFR-W	FIFB-W	FIFY-W

Sold in packages of 50 (1=50).

Bullet Connectors

Vinyl

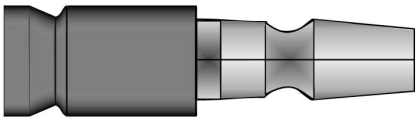

SPECIFICATIONS

SIZE (IN.)	PRODUCT I.D.	
	22-16 WIRE GAUGE RED	16-14 WIRE GAUGE BLUE
.157	IBR-W	FEBB-W



SPECIFICATIONS

SIZE (IN.)	PRODUCT I.D.	
	22-16 WIRE GAUGE RED	16-14 WIRE GAUGE BLUE
.157	FIBR-W	FIBB-W

Sold in packages of 50 (1=50).

Nylon Male

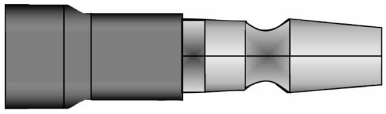

SPECIFICATIONS

PRODUCT I.D.	
22-16 WIRE GAUGE RED	16-14 WIRE GAUGE BLUE
NBR-W	NBB-W

Spade Connectors

Vinyl

SPECIFICATIONS

SIZE (IN.)	PRODUCT I.D.		
	22-16 WIRE GAUGE RED	16-14 WIRE GAUGE BLUE	12-10 WIRE GAUGE YELLOW
6/32	FESR6-W	FESB6-W	FESY6-W
8/32	FESR8-W	FESB8-W	FESY8-W
10/32	FESR10-W	FESB10-W	FESY10-W

Sold in packages of 50 (1=50).

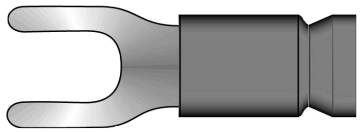

Nylon

SPECIFICATIONS

SIZE (IN.)	PRODUCT I.D.		
	22-16 WIRE GAUGE RED	16-14 WIRE GAUGE BLUE	12-10 WIRE GAUGE YELLOW
6/32	NSR6-W	NSB6-W	NSY6-W
8/32	NSR8-W	NSB8-W	NSY8-W
10/32	NSR10-W	NSB10-W	NSY10-W

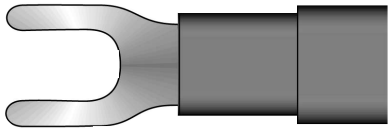

Closed End Connectors

Nylon

SPECIFICATIONS

PRODUCT I.D.		
22-16 WIRE GAUGE RED	16-14 WIRE GAUGE BLUE	12-10 WIRE GAUGE YELLOW
CECR-W	CECB-W	CECY-W

Sold in packages of 50 (1=50).

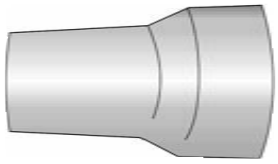

Quick Splicers

Vinyl

SPECIFICATIONS

PRODUCT I.D.			
22-16 WIRE GAUGE RED	16-14 WIRE GAUGE BLUE (CLOSED)	16-14 WIRE GAUGE WHITE (OPEN)	12-10 WIRE GAUGE YELLOW
QSRI-W	QSBI-W	QSWI-W	QSYI-W

Sold in packages of 50 (1=50).



Hard Wire Nuts

SPECIFICATIONS

PRODUCT I.D.				
SMALLEST (GRAY)	SMALL (BLUE)	MEDIUM (ORANGE)	LARGE (YELLOW)	X-LARGE (RED)
WNHG-W	WNHB-W	WNHO-W	WNHY-W	WNHR-W

All terminals are available in quantities of 1,000 by special order
Sold in packages of 50 (1=50).



Wire Terminal Assortment Kits

WNA110

110 piece hard wire nut assortment kit

TP400-S

Packaged American made "BEST" terminal plier

WNA370

370 piece hard wire nut assortment kit

TK69X2

(2) 69 piece vinyl terminal assortment kits

TK175

175 piece vinyl terminal assortment kit

TK360

360 piece vinyl terminal assortment kit

TK430X

430 piece vinyl terminal assortment kit

TK130N

130 piece nylon terminal assortment kit

TK360N

360 piece nylon terminal assortment kit

TKHS320X

320 piece heat shrink terminal assortment kit

ASSORTMENT KITS

Shrink Tube Assortment Kits

PART # STK38

38 (6") piece PVC shrink tubing assortment kit

PART # STKPOD24

24 (6") piece dual wall polyolefin heat shrink tubing with mastic (glue) on inner wall

FUSES

Packaged Fuses

Standard Blade



SPECIFICATIONS

PACKAGE QUANTITY (PCS.)	PRODUCT I.D.							
	3 AMP	5 AMP	7.5 AMP	10 AMP	15 AMP	20 AMP	25 AMP	30 AMP
5	ATC3	ATC5	ATC7.5	ATC10	ATC15	ATC20	ATC25	ATC30
100	ATC3F	ATC5F	ATC7.5F	ATC10F	ATC15F	ATC20F	ATC25F	ATC30F

Fuses packaged in 100 count bags available only by special order.

Micro Blade

SPECIFICATIONS

PACKAGE QUANTITY (PCS.)	PRODUCT I.D.							
	3 AMP	5 AMP	7.5 AMP	10 AMP	15 AMP	20 AMP	25 AMP	30 AMP
5	ATCM3	ATCM5	ATCM7.5	ATCM10	ATCM15	ATCM20	ATCM25	ATCM30
100	ATCM3F	ATCM5F	ATCM7.5F	ATCM10F	ATCM15F	ATCM20F	ATCM25F	ATCM30F

Fuses packaged in 100 count bags available only by special order.

NOTE: Always order fuses by the number of packages, not by the total number of fuses.

Max Blade

SPECIFICATIONS

PACKAGE QUANTITY (PCS.)	PRODUCT I.D.				
	20 AMP	30 AMP	40 AMP	50 AMP	60 AMP
1	ATCMAX20	ATCMAX30	ATCMAX40	ATCMAX50	ATCMAX60

Glass Style

SPECIFICATIONS

PACKAGE QUANTITY (PCS.)	PRODUCT I.D.							
	2 AMP	5 AMP	7.5 AMP	10 AMP	15 AMP	20 AMP	25 AMP	30 AMP
5	AGC2	AGC5	AGC7.5	AGC10	AGC15	AGC20	AGC25	AGC30
100	AGC2F	AGC5F	AGC7.5F	AGC10F	AGC15F	AGC20F	AGC25F	AGC30F

Fuses packaged in 100 count bags available only by special order

NOTE: Always order fuses by the number of packages, not by the total number of fuses

Fuse Assortment Kits

ATCMF40

40 piece micro blade assortment

ATCF40

40 piece standard blade assortment

AGCF60

60 piece AGC glass fuse assortment

ATCF100

100 piece standard blade fuse assortment kit with puller

AGCF120

120 piece AGC glass fuse assortment kit with puller

ATCF300

300 piece fuse assortment. Contains glass, mini, maxi, and standard fuses.

Gauges

ITEM	PAGE #
Dry Pressure Gauges	
Industrial Standard Dry Pressure Gauges	
Center Back Mount 1 ½"	444
Lower Mount 2 ½"	444
Center Back Mount 2"	444
Lower Mount 2 ½"	444
Center Back Mount 2 ½"	444
Lower Mount	445
Liquid Filled Pressure Gauges	
Lower Mount 2 ½"	445
Brass Case Lower Mount 2"	445
Center Back Mount 2 ½"	445
Gauge Display	446

Note: *all gauge case material is steel unless noted otherwise
*all liquid filled material is glycerin

Industrial Standard Dry Pressure Gauges

Center Back Mount

SPECIFICATIONS

	SIZE (IN.)	ACCURACY (%)	NPT (IN.)	PSI (FT.) - (LBS.)
1415-366-1/8	1 ½	2.5	⅛	0-30
1415-367-1/8	1 ½	2.5	⅛	0-60
1415-368-1/8	1 ½	2.5	⅛	0-100
1415-369-1/8	1 ½	2.5	⅛	0-160

Lower Mount

SPECIFICATIONS

	SIZE (IN.)	ACCURACY (%)	NPT (IN.)	PSI (FT.) - (LBS.)
1420-318-1/4	2	2.5	¼	30″-0
1420-365-1/4	2	2.5	¼	0-15
1420-366-1/4	2	2.5	¼	0-30
1420-367-1/4	2	2.5	¼	0-60
1420-368-1/4	2	2.5	¼	0-100
1420-369-1/4	2	2.5	¼	0-160
1420-370-1/4	2	2.5	¼	0-200
1420-371-1/4	2	2.5	¼	0-300

Center Back Mount

SPECIFICATIONS

	SIZE (IN.)	ACCURACY (%)	NPT (IN.)	PSI (FT.) - (LBS.)
1425-366-1/4	2	2.5	¼	0-30
1425-367-1/4	2	2.5	¼	0-60
1425-368-1/4	2	2.5	¼	0-100
1425-369-1/4	2	2.5	¼	0-160
1425-371-1/8	2	2.5	⅛	0-300

Lower Mount

"-BP" to the PART # is blister packed gauges

SPECIFICATIONS

	SIZE (IN.)	ACCURACY (%)	NPT (IN.)	PSI (FT.) - (LBS.)
1430-365-1/4	2.5	2.5	¼	0-15
1430-367-1/4	2.5	2.5	¼	0-60
1430-368-1/4	2.5	2.5	¼	0-100
1430-369-1/4	2.5	2.5	¼	0-160
1430-370-1/4	2.5	2.5	¼	0-200
1430-371-1/4	2.5	2.5	¼	0-300
1430-374-1/4	2.5	2.5	¼	0-600
1430-379-1/4	2.5	2.5	¼	0-3,000

Center Back Mount

"-BP" to the PART # is blister packed gauges

SPECIFICATIONS

	SIZE (IN.)	ACCURACY (%)	NPT (IN.)	PSI (FT.) - (LBS.)
1435-368-1/4-BP	2 ½	2.5	¼	0-100
1435-369-1/4-BP	2 ½	2.5	¼	0-160
1435-371-1/4-BP	2 ½	2.5	¼	0-300
1435-381-1/4-BP	2 ½	2.5	¼	0-5,000

SPECIFICATIONS

	SIZE (IN.)	ACCURACY (%)	NPT (IN.)	PSI (FT.) - (LBS.)
GAUGE-100-BP	2	3.2	¼	0-100
GAUGE-360-FT/LBS	2 ½	1.5	¼	360

Lower Mount

Liquid Filled Pressure Gauges

SPECIFICATIONS

	SIZE (IN.)	ACCURACY (%)	NPT (IN.)	PSI (FT.) - (LBS.)
1865-318-1/4-BP	2 ½	1.5	¼	0-30
1865-346-1/4	2 ½	1.5	¼	30/60
1865-365-1/4	2 ½	1.5	¼	0-15
1865-366-1/4-BP	2 ½	1.5	¼	0-30
1865-367-1/4	2 ½	1.5	¼	0-60
1865-368-1/4-BP	2 ½	1.5	¼	0-100
1865-369-1/4	2 ½	1.5	¼	0-160
1865-370-1/4	2 ½	1.5	¼	0-200
1865-371-1/4-BP	2 ½	1.5	¼	0-300
1865-372-1/4-BP	2 ½	1.5	¼	0-400
1865-374-1/4-BP	2 ½	1.5	¼	0-600
1865-376-1/4-BP	2 ½	1.5	¼	0-1,000
1865-377-1/4	2 ½	1.5	¼	0-1,500
1865-378-1/4-BP	2 ½	1.5	¼	0-2,000
1865-379-1/4-BP	2 ½	1.5	¼	0-3,000
1865-381-1/4-BP	2 ½	1.5	¼	0-5,000
1865-383-1/4-BP	2 ½	1.5	¼	0-10,000

Lower Mount

"-BP" to the PART # is blister packed gauges
Stainless steel

SPECIFICATIONS

	SIZE (IN.)	ACCURACY (%)	NPT (IN.)	PSI (FT.) - (LBS.)
1760-369-1/4-BP	2 ½	1.6	¼	0-160
1760-371-1/4	2 ½	1.6	¼	0-300
1760-374-1/4	2 ½	1.6	¼	0-600
1760-379-1/4-BP	2 ½	1.6	¼	0-3,000
1760-381-1/4-BP	2 ½	1.6	¼	0-5,000
1760-383-1/4-BP	2 ½	1.6	¼	0-10,000

Brass Case Lower Mount

"-BP" to the PART # is blister packed gauges

SPECIFICATIONS

	SIZE (IN.)	ACCURACY (%)	NPT (IN.)	PSI (FT.) - (LBS.)
1866-366-1/4	2.5	1.6	¼	0-30
1866-367-1/4	2.5	1.6	¼	0-60
1866-368-1/4	2.5	1.6	¼	0-100
1866-369-1/4	2.5	1.6	¼	0-160
1866-370-1/4	2.5	1.6	¼	0-200
1866-371-1/4	2.5	1.6	¼	0-300
1866-376-1/4	2.5	1.6	¼	0-1,000
1866-379-1/4	2.5	1.6	¼	0-3,000
1866-381-1/4	2.5	1.6	¼	0-5,000
1866-383-1/4	2.5	1.6	¼	0-10,000

Center Back Mount

Just The Beginning
Watch The Gauge Sales Grow

High Quality Gauges (dry and liquid filled)

Display can be free standing or wall mounted (size=34" high x 26" wide x 7" deep).

PART # GAUGE-DISPLAY

INDUSTRIAL GAUGE DISPLAY
Air • Water • Oil • Gases • AG Spray



DISPLAY INCLUDES

QUANTITY (PCS.)		DESCRIPTION (IN.)
1	1415-367-1/8-BP	Dry 1.5 ST ⅛-BP CBM 60#
1	1415-369-1/8-BP	Dry 1.5 ST ⅛-BP CBM 160#
1	1420-367-1/4-BP	Dry 2.0 ST ¼-BP LM 60#
1	1420-368-1/4-BP	Dry 2.0 ST ¼-BP LM 100#
1	1420-369-1/4-BP	Dry 2.0 ST ¼-BP LM 160#
1	1425-367-1/4-BP	Dry 2.0 ST ¼-BP CBM 60#
1	1425-368-1/4-BP	Dry 2.0 ST ¼-BP CBM 100#
1	1425-369-1/4-BP	Dry 2.0 ST ¼-BP CBM 160#
1	1430-367-1/4-BP	Dry 2.5 ST ¼-BP LM 60#
1	1430-368-1/4-BP	Dry 2.5 ST ¼-BP LM 100#
1	1430-369-1/4-BP	Dry 2.5 ST ¼-BP LM 160#
1	1430-371-1/4-BP	Dry 2.5 ST ¼-BP LM 300#
1	1435-369-1/4-BP	Dry 2.5 ST ¼-BP CBM 160#
1	1435-371-1/4-BP	Dry 2.5 ST ¼-BP CBM 300#
1	1435-381-1/4-BP	Dry 2.5 ST ¼-BP CBM 5000#

DISPLAY INCLUDES

QUANTITY (PCS.)		DESCRIPTION (IN.)
1	1865-318-1/4-BP	Liq 2.5 AB ¼-BP LM 30"-0#
1	1865-366-1/4-BP	Liq 2.5 AB ¼-BP LM 30#
1	1865-368-1/4-BP	Liq 2.5 AB ¼-BP LM 100#
1	1865-371-1/4-BP	Liq 2.5 AB ¼-BP LM 300#
2	1865-379-1/4-BP	Liq 2.5 AB ¼-BP LM 3000#
1	1865-381-1/4-BP	Liq 2.5 AB ¼-BP LM 5000#
1	1760-369-1/4-BP	Liq 2.5 BR ¼-BP LM 160#
1	1760-379-1/4-BP	Liq 2.5 BR ¼-BP LM 3000#
1	1760-381-1/4-BP	Liq 2.5 BR ¼-BP LM 5000#
1	GAUGE-100-BP	Dry Steel 2.0 LM ¼ 100
1	GAUGE RACK	Gauge Display Rack Only

Valves

ITEM	PAGE #
Drain & Shut-Off Valves	
3 & 4 Way Tank Valves	448
Truck Shut-Offs	448
Hose Barb to Male Pipe (90°) Truck Valve	448
Female NPTF to Male Pipe Truck Valve	448
Compression Straightway	448
Double Male Pipe Shut-Off	448
Double Female Pipe Shut-Off	449
Male and Female Pipe Shut-Off	449
Marine Type Male and Female Pipe	449
Multi-Purpose Air Vent	449
SAE Flare to Male Pipe Truck Valve	449
SAE Flare to Male Pipe Truck Valve Heavy Duty	449
Air Tank Drain Valve 5' Cable	449
Draincock 150 psi	450
Double Male Pipe	450
Male and Female Pipe	450
Double Female Pipe	450
Double Compression	450
For Water Heaters Steel	450
Internal Seat Heavy Duty Type	451
External Seat	451
Internal Seat	451
Internal Seat	451
External Seat	451
Angle Bib Drain	451
Ground Plug Drain	452
Compression Straightway	452
Double Compression	452
Compression Angle	452
SAE Angle	452
Industrial Valves	
Standard Gate Valve Bronze	453
Check Valves (Swing)	453
Standard Ball Valves (Brass)	453
High Pressure Needle Valves	453
2-Piece Steel Ball Valve	453
Valve Display	
Air, Water, Gasoline/Diesel, Oil, Ag. Chemicals	454

Drain and Shut-Off Valves

USED WITH:

- Copper, aluminum, steel, plastic tubing & rubber hose where applicable

3 & 4 Way Tank Valves



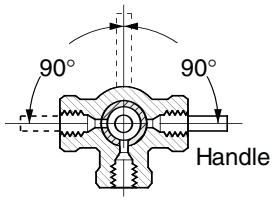

SPECIFICATIONS

	FEMALE PIPE (IN.)	STEM (IN.)	STEM TYPE
6707 (4 Way)	⅜	1.37	Short
6708 (4 Way)	⅜	2.37	Long
6709 (3 Way)	⅜	1.37	Short
6747 (4 Way)	¼	1.37	Short
6748 (4 Way)	¼	2.37	Long
6749 (3 Way)	¼	1.37	Short

Truck Shut-Offs

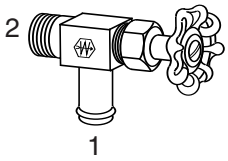

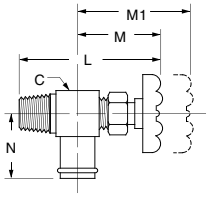

SPECIFICATIONS

	HOSE I.D. (1) (IN.)	MALE PIPE (2) (IN.)	"C" SQUARE (IN.)	"L" (IN.)	"M" (IN.)	"M1" (IN.)	"N" (IN.)
1422	⅜	⅜	¾	2.93	1.78	2.25	1.12
1423	⅝	⅜	13⁄16	2.93	1.81	2.25	1.35
1433	¾	⅜	15⁄16	3.00	1.81	2.25	1.35
1451	¾	¾	15⁄16	3.12	1.93	2.25	1.35

Hose Barb to Male Pipe (90°) Truck Valve

SPECIFICATIONS

	HOSE I.D. (1) (IN.)	MALE PIPE (2) (IN.)
R5HD90X10X8	⅝	½
R5HD90X12X8	¾	½

Female NPTF to Male Pipe Truck Valve

SPECIFICATIONS

	FEMALE PIPE (1) (IN.)	MALE PIPE (2) (IN.)
R17PHDX6X6	⅜	⅜
R17PHDX6X8	⅜	½
R17PHDX8X8	½	½

Compression Straightway

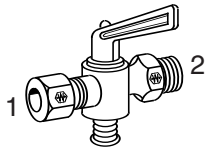

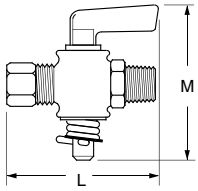

SPECIFICATIONS

	TUBE O.D. (1) (IN.)	MALE PIPE (2) (IN.)	"L" (IN.)	"M" (IN.)
A694	¼	⅛	2.19	1.88
A664	5⁄16	⅛	2.19	1.88
A6754	¼	¼	2.19	1.88
A6764	⅜	¼	2.38	1.88

Double Male Pipe Shut-Off

SPECIFICATIONS

	MALE PIPE (IN.)
R15BX2	⅛
R15BX4	¼
R15BX6	⅜

Double Female Pipe Shut-Off

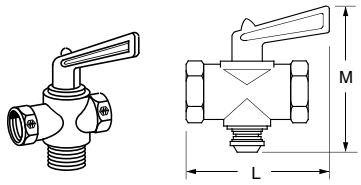

SPECIFICATIONS

	FEMALE PIPE (IN.)	"L" (IN.)	"M" (IN.)
6804	⅛	1.46	1.88
6809	¼	1.70	1.88
R16BX6	⅜	–	–

Male and Female Pipe Shut-Off

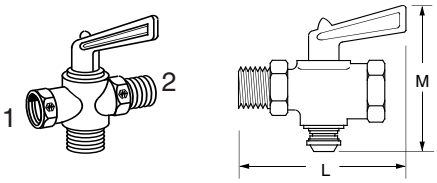

SPECIFICATIONS

	FEMALE PIPE (1) (IN.)	MALE PIPE (2) (IN.)	"L" (IN.)	"M" (IN.)
6824	⅛	⅛	2.00	1.88
6829	¼	¼	2.12	1.88
R14BX6	⅜	⅜	–	–

Marine Type Male and Female Pipe

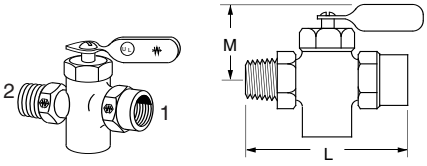

SPECIFICATIONS

	FEMALE PIPE (1) (IN.)	MALE PIPE (2) (IN.)	"L" (IN.)	"M" (IN.)
6828	¼	¼	2.22	1.97

Multi-Purpose Air Vent

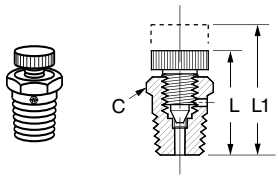

SPECIFICATIONS

	MALE PIPE (IN.)	"C" HEX (IN.)	"L" (IN.)	"L1" (IN.)
705	⅛	13/32	.78	.88

SAE Flare to Male Pipe Truck Valve

SPECIFICATIONS

	TUBE O.D. (IN.)	MALE PIPE (IN.)
K19X8X6	½	⅜
K19X8X8	½	½
K19X10X8	⅝	½

SAE Flare to Male Pipe Truck Valve

HEAVY DUTY

SPECIFICATIONS

	TUBE O.D. (IN.)	MALE PIPE (IN.)
K49X10X8	⅝	½

Air Tank Drain Valve

5' CABLE

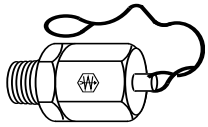

SPECIFICATIONS

	MALE PIPE (IN.)
1421	¼

NOTE: Pull cable sideways

Draincock

150 PSI



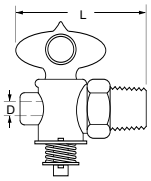

SPECIFICATIONS

	MALE PIPE (IN.)	"D" (IN.)	"L" (IN.)
W15310	¼	.188	1.56

Double Male Pipe

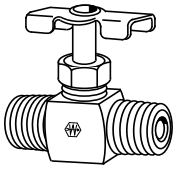

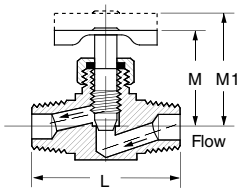

SPECIFICATIONS

	MALE PIPE (IN.)	"L" (IN.)	"M" (IN.)	"M1" (IN.)
6810	⅛	1.38	0.66	0.80
6815	¼	1.62	1.08	1.23

Male and Female Pipe

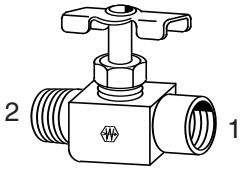

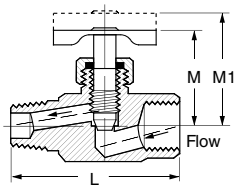

SPECIFICATIONS

	FEMALE PIPE (1) (IN.)	MALE PIPE (2) (IN.)	"L" (IN.)	"M" (IN.)	"M1" (IN.)
6820	⅛	⅛	1.18	0.88	1.03
6825	¼	¼	1.88	1.09	1.24

Double Female Pipe

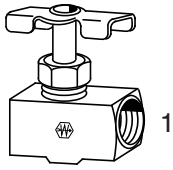

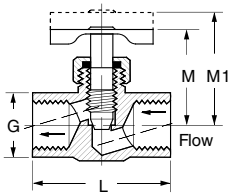

SPECIFICATIONS

	FEMALE PIPE (1) (IN.)	"L" (IN.)	"M" (IN.)	"M1" (IN.)	"G" (IN.)
6800	⅛	1.12	0.88	1.03	.50
6805	¼	1.62	1.11	1.26	.69

Double Compression

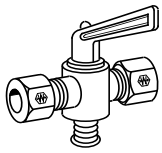

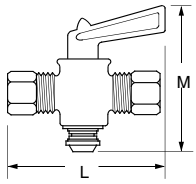

SPECIFICATIONS

	TUBE O.D. (IN.)	"L" (IN.)	"L" (IN.)
A6769	¼	2.12	1.88
A6774	5⁄16	2.19	1.88
A6779	⅜	2.25	1.88

For Water Heaters

STEEL

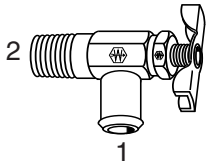

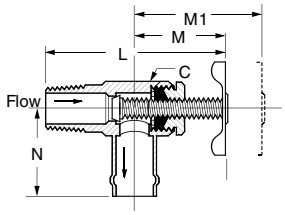

SPECIFICATIONS

	HOSE I.D. (1) (IN.)	MALE PIPE (2) (IN.)	"C" (IN.)	"L" (IN.)	"M" (IN.)	"M1" (IN.)	"N" (IN.)
R590X10X6 (211280A)	⅝	⅜	11⁄16	2.32	1.10	1.47	1.19

DRAIN & SHUT-OFF

** 150 PSI, maximum - brass bodies, steel handles*

Internal Seat Heavy Duty Type

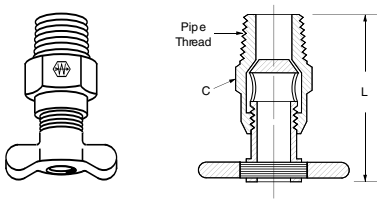

SPECIFICATIONS

	MALE PIPE (IN.)	"C" HEX (IN.)	"L" (IN.)
1424	1/8	17/32	1.50
1425	1/4	5/8	1.79
1426	3/8	11/16	1.75

External Seat

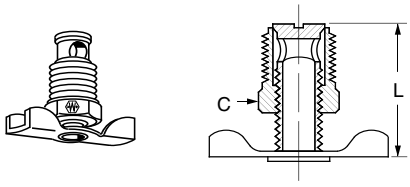

SPECIFICATIONS

	MALE PIPE (IN.)	"C" (IN.)	"L" (IN.)	"L1" (IN.)
135	1/8	7/16	0.90	1.25
145	1/4	9/16	1.00	1.38
270	3/8	11/16	1.25	1.50
108	1/2	7/8	1.52	2.00

Internal Seat

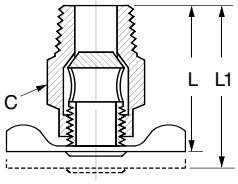

SPECIFICATIONS

	MALE PIPE (IN.)	"C" HEX (IN.)	"L" (IN.)	"L1" (IN.)
130	1/8	17/32	1.15	1.30
140	1/4	5/8	1.32	1.50
190	1/4	9/16	1.25	1.41
230	3/8	11/16	1.34	1.50

Internal Seat

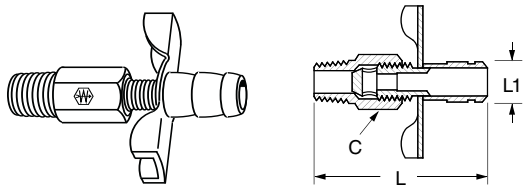

SPECIFICATIONS

	MALE PIPE (IN.)	"C" (IN.)	"L" (IN.)	"L1" (IN.)
6783	1/8	13/32	1.63	.344

External Seat

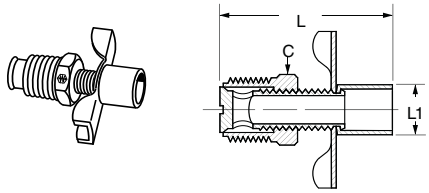

SPECIFICATIONS

	MALE PIPE (IN.)	"C" (IN.)	"L" (IN.)	"L1" (IN.)
6788	1/4	9/16	1.56	.44

Angle Bib Drain

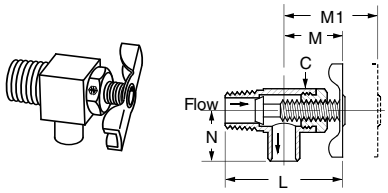

SPECIFICATIONS

	MALE PIPE (IN.)	"C" (IN.)	"L" (IN.)	"M" (IN.)	"M1" (IN.)	"N" (IN.)
150	1/8	7/16	1.12	.57	0.95	.38
120	1/4	5/8	1.76	.94	1.50	.66

Ground Plug Drain

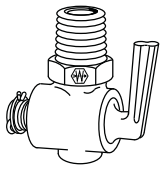

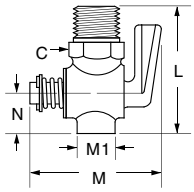

SPECIFICATIONS

	MALE PIPE (IN.)	"C" HEX (IN.)	"L" (IN.)	"N" (IN.)	"M" (IN.)	"M1" (IN.)
6891	1/8	9/16	1.93	0.75	1.63	0.87
6892	1/4	5/8	1.62	0.75	1.75	1.03
6893	3/8	11/16	1.72	1.00	2.31	1.22

Compression Straightway

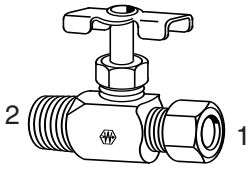

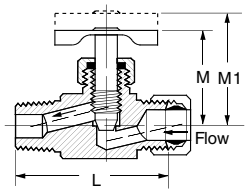

SPECIFICATIONS

	TUBE O.D. (IN.)	MALE PIPE (IN.)	"L" (IN.)	"M" (IN.)	"M1" (IN.)
A690	1/4	1/8	1.19	.88	1.03
A660	5/16	1/8	1.18	.90	1.05

Double Compression

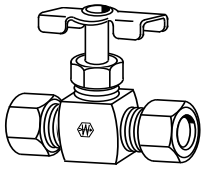

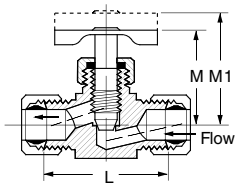

SPECIFICATIONS

	TUBE O.D. (IN.)	"L" (IN.)	"M" (IN.)	"M1" (IN.)
A6765	1/4	1.13	0.88	1.03
A6770	5/16	1.13	0.88	1.03
A6775	3/8	1.50	1.13	1.31

Compression Angle

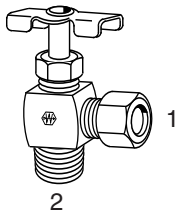

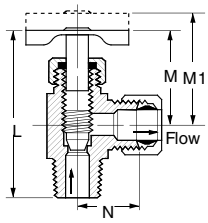

SPECIFICATIONS

	TUBE O.D. (1) (IN.)	MALE PIPE (2) (IN.)	"L" (IN.)	"M" (IN.)	"M1" (IN.)	"N" (IN.)
A6845	3/16	1/8	1.50	.82	1.07	.50
A555	1/4	1/8	1.53	.83	1.05	.53
A655	5/16	1/8	1.56	.84	1.09	.52
A6860	3/8	1/4	1.64	.83	1.28	.78

SAE Angle

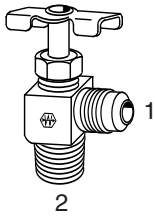

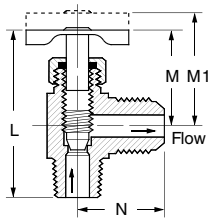

SPECIFICATIONS

	TUBE O.D. (1) (IN.)	MALE PIPE (2) (IN.)	"L" (IN.)	"M" (IN.)	"M1" (IN.)	"N" (IN.)
320	1/4	1/8	1.54	0.86	1.07	.68
6703	5/16	1/4	1.94	1.00	1.31	.90
330	3/8	1/4	1.84	0.90	1.21	.97

Industrial Valves

Standard Gate Valve

BRONZE

SPECIFICATIONS

	FEMALE PIPE (IN.)
GATE-VALVE-1/4	¼
GATE-VALVE-3/8	⅜
GATE-VALVE-1/2	½
GATE-VALVE-3/4	¾
GATE-VALVE-1	1
GATE-VALVE-1-1/4	1 ¼
GATE-VALVE-1-1/2	1 ½
GATE-VALVE-2	2
GATE-VALVE-2-1/2	2 ½
GATE-VALVE-3	3
GATE-VALVE-4	4

FEATURES:
- 200 psi Water/Oil/Gas
  125 psi Steam Working Pressure

Check Valves

SWING

SPECIFICATIONS

	FEMALE PIPE (IN.)
CHECK-VALVE-1/8	⅛
CHECK-VALVE-1/4	¼
CHECK-VALVE-3/8	⅜
CHECK-VALVE-1/2	½

FEATURES:
- 200 psi Water/Oil/Gas
- 125 psi Stream
- For air, water and fuel
- Bronze straight pattern

Standard Ball Valves

BRASS

SPECIFICATIONS

	FEMALE PIPE (IN.)
BALL-VALVE-4	¼
BALL-VALVE-6	⅜
BALL-VALVE-8	½
BALL-VALVE-12	¾
BALL-VALVE-16	1
BALL-VALVE-20	1 ¼
BALL-VALVE-24	1 ½
BALL-VALVE-32	2

FEATURES:
- 400 psi Water/Oil/Gas

High Pressure Needle Valves

SPECIFICATIONS

	FEMALE PIPE (IN.)
N1512	¼
N1513	⅜
N1514	½

FEATURES:
- 10,000 psi (Max.) Water/Oil/Gas

2-Piece Steel Ball Valve

SPECIFICATIONS

	THREAD (IN.)	STEEL
BA-160-1/4	¼	Stainless
BA-160-2	2	Stainless
BA-170-1/4	¼	Carbon
BA-170-1/2	½	Carbon
BA-170-2	2	Carbon



FEATURES:
- ¼" - 1" 2,000 psi
- 1¼" - 2" 1,500 psi

Increase Sales Now

Open The Gate On Your Valve Sales



DISPLAY INCLUDES:

- Wall unit with easy-to-read header board highlighting applications
- Most popular industrial valves:
  8 sizes of gate valves from ¼" to 2"
  6 sizes of ball valves from ¼" to 1 ¼"
  50 total pieces
- Labeled for easy re-ordering
- Designed for quality, appearance and long life

VALVE-DISPLAY

Air, Water, Gasoline/Diesel, Oil, Ag. Chemicals

DISPLAY INCLUDES

	DISPLAY QUANTITY (PCS.)	MAXIMUM CAPACITY (PCS.)
GATE-VALVE-1/4	2	7
GATE-VALVE-3/8	2	7
GATE-VALVE-1/2	2	7
GATE-VALVE-3/4	2	6
GATE-VALVE-1	1	4
GATE-VALVE-1-1/4	1	4
GATE-VALVE-1-1/2	1	3
GATE-VALVE-2	1	3
BALL-VALVE-4	2	6
BALL-VALVE-6	2	6
BALL-VALVE-8	3	12
BALL-VALVE-12	3	10
BALL-VALVE-16	1	4
BALL-VALVE-20	1	4

Clamps

ITEM	PAGE #
Clamps Standard Worm Gear	
50 Series (.56" Width)	456
57 Series (.50" Width)	456
68 Series (.56" Width, Stainless Screw)	457
62 Series (.312" Width)	457
53 Series (.50" Width, Rubber Lined)	458
56 Series (.56" Width, Snap Lock)	458
Band Clamps	
Band-It - Center Punch	
Type 201 Stainless Steel	459
Type 201 Galvanized Carbon Steel	459
Center Punch Clamp Tool	459
Band-It, Jr. Automatic Locking - Smooth Preformed Clamps	
Type 201 Stainless Steel	460
Type 201 Galvanized Carbon Steel	460
Band Clamps	
Band	461
Type 201 Stainless Steel	461
Type 316 Stainless Steel	461
Band Clamp Tool	461
Buckles Type 201 Stainless Steel	461
Ear Clamps	
2-Ear (Zinc-Plated Steel)	461
Steam & Air	
Heavy Duty Hose Clamps - Steam & Air	
2 Bolt	462
4 Bolt Stem	462
"King" Clamps	
"King" Single Bolt Clamps	462
"King" Double Bolt Clamps	463
Accessories	
Hose Clamps	463
T-Bolt Clamps	463
Clamp Display	
Clamp Display	464
Oetiker Clamp Kit	464

How do you size a clamp?

Standard worm-gear clamps are sized according to standards established by the SAE.

What is the SAE?

The Society of Automotive Engineers is a one-stop resource for technical information and expertise used in designing, building, maintaining, and operating self-propelled vehicles for use on land or sea, in air or space.

How does standard clamp sizing work?

According to the SAE standards for hose clamping sizing, multiply desired outer diameter (in inches) by 16 to determine the mid-range nominal diameter.

For example:

If you need a clamp with a 2 inch diameter (2 x 16), you use a size 32 clamp.
(Clamp has a diameter of 1 9⁄16" to 2 ½" with 2" mid-range.)

If you need a clamp with a 6 ½" diameter (6.50 x 16), you use a size 104 clamp.
(Clamp has a diameter of 4 ⅛" to 7" with 6 ½" mid-range.)

50 Series

(.56 WIDTH)

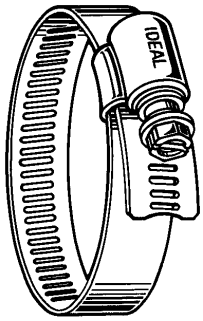

FEATURES:
- 5⁄16" hex head, open screw
- Stainless band and housing
- Zinc plated carbon steel screw

APPLICATION:
- Versatile Hy-Gear clamps are used from simple home and auto repair to heavy duty industrial uses

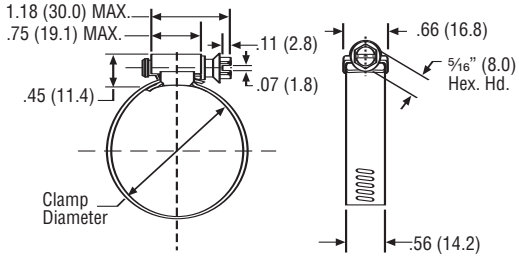

SPECIFICATIONS

	MINIMUM (IN.)	MAXIMUM (IN.)
5006/I	3⁄8	7⁄8
5008/I	7⁄16	1
5010/I	1⁄2	1 1⁄8
5012/I	1⁄2	1 1⁄4
5016/I	3⁄4	1 1⁄2
5020/I	3⁄4	1 3⁄4
5024/I	1	2
5028/I	1 15⁄16	2 1⁄4
5032/I	1 9⁄16	2 1⁄2
5036/I	7⁄8	2 3⁄4
5040/I	1 1⁄2	3
5044/I	1 5⁄16	3 1⁄4
5048/I	1 5⁄8	3 1⁄2
5052/I	1 7⁄8	3 3⁄4
5056/I	2 1⁄8	4
5064/I	2 5⁄8	4 1⁄2
5072/I	3 1⁄8	5
5080/I	3 5⁄8	5 1⁄2
5088/I	4 1⁄4	6
5096/I	4 3⁄4	6 1⁄2
50104/I	4	7

57 Series

(.50 WIDTH)

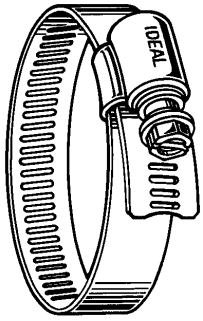

FEATURES:
- 5⁄16" hex head, open screw
- Stainless band and housing
- Zinc plated, yellow dichromate, carbon steel screw

APPLICATION:
- Most common home and automotive applications

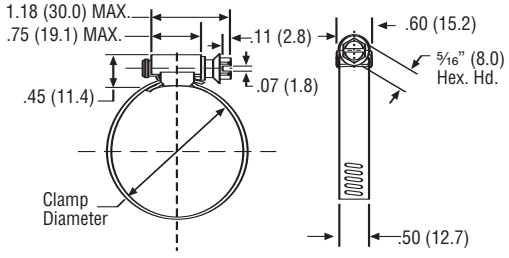

SPECIFICATIONS

	MINIMUM (IN.)	MAXIMUM (IN.)
5706/I	3⁄8	7⁄8
5708/I	7⁄16	1
5710/I	1⁄2	1 1⁄6
5712/I	1⁄2	1 1⁄4
5716/I	3⁄4	1 1⁄2
5720/I	3⁄4	1 3⁄4
5724/I	1	2
5728/I	1 5⁄16	2 1⁄4
5732/I	1 9⁄16	2 1⁄2
5736/I	7⁄8	2 3⁄4
5740/I	1 1⁄8	3
5744/I	1 5⁄16	3 1⁄4
5748/I	1 5⁄8	3 1⁄2
5752/I	1 7⁄8	3 3⁄4
5756/I	2 1⁄8	4
5764/I	2 5⁄8	4 1⁄2
5772/I	3 1⁄8	5
5780/I	3 5⁄8	5 1⁄2
5788/I	4 1⁄4	6
5796/I	4 3⁄4	6 1⁄2

Call for availability.

68 Series
(.56 WIDTH)

SPECIFICATIONS

	MINIMUM (IN.)	MAXIMUM (IN.)
6806/I	3/8	7/8
6808/I	7/16	1
6810/I	1/2	1 1/8
6812/I	1/2	1 1/4
6816/I	3/4	1 1/2
6820/I	3/4	1 3/4
6824/I	1	2
6828/I	1 5/16	2 1/4
6832/I	1 9/16	2 1/2
6836/I	7/8	2 3/4
6840/I	1 1/8	3
6844/I	1 5/16	3 1/4
6848/I	1 5/8	3 1/2
6852/I	1 7/8	3 3/4
6856/I	2 1/8	4
6864/I	2 5/8	4 1/2
6872/I	3 1/8	5
6880/I	3 5/8	5 1/2
6888/I	4 1/4	6
6896/I	4 3/4	6 1/2
68104/I	4	7
68128/I	2 1/2	8 1/2
68152/I	2 1/2	10
68188/I	2 1/2	12 1/4
68236/I	2 1/2	15 1/4
68248/I	2 1/6	16

FEATURES:
- 5/16" hex head, open screw
- Stainless band and housing
- Stainless screw

APPLICATION:
- Versatile Hy-Gear clamps are used from simple home and auto repair to heavy duty industrial uses

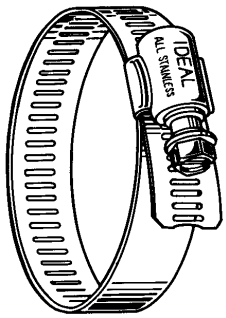

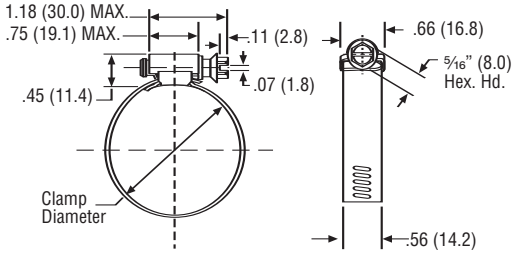

62 Series
(.312 WIDTH)

SPECIFICATIONS

	MINIMUM (IN.)	MAXIMUM (IN.)
6202/I	1/4	5/8
6203/I	5/16	7/8
6204/I	5/8	1 1/4
6205/I	5/8	1 1/2
6220/I	3/4	1 3/4

FEATURES:
- 1/4" hex head, open screw
- Stainless band and housing
- Zinc plated carbon steel screw

APPLICATION:
- Tiny, tough and precision engineered for use in such small hose applications as emission control, fuel lines, and vacuum hoses

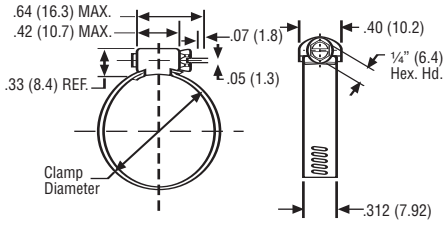

53 Series

(.50 WIDTH)

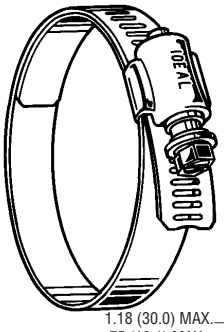

FEATURES:

- 5/16" hex head, open screw
- Lined worm drive for silicone rubber hose and other applications requiring a smooth clamping surface
- Stainless band and housing
- Carbon steel screw

APPLICATION:

- Specially designed for use with silicone rubber and other soft hose application

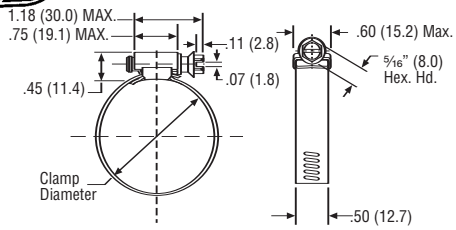

SPECIFICATIONS

	MINIMUM (IN.)	MAXIMUM (IN.)
5306/I	1/2	7/8
5308/I	9/16	1
5310/I	3/4	1 1/8
5312/I	7/8	1 1/4
5316/I	1	1 1/2
5320/I	1 1/8	1 3/4
5324/I	1 1/4	2
5328/I	1 5/16	2 1/4
5332/I	1 9/16	2 1/8
5336/I	1 13/16	2 3/4
5340/I	2 1/16	3
5344/I	2 5/16	3 1/4
5348/I	2 9/16	3 1/2
5352/I	2 13/16	3 3/4
5356/I	3 1/16	4
5372/I	4 1/16	5

56 Series

(.56 WIDTH)

FEATURES:

- Snaplock, 5/16" hex head, zinc plated, yellow dichromate, carbon steel
- Stainless steel band and housing- 9/16" wide
- Zinc plated, yellow dichromate, carbon steel screw

APPLICATION:

- For installation in "closed" systems where the clamp must be disengaged to be applied

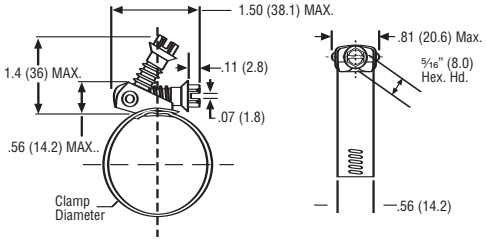

SPECIFICATIONS

	MINIMUM (IN.)	MAXIMUM (IN.)
5612/I	1/2	1 1/4
5620/I	3/4	1 3/4
5628/I	1	2 1/4
5636/I	7/8	2 3/4
5648/I	1 5/8	3 1/2
5656/I	1	4
5672/I	2	5
5688/I	2	6
56104/I	2	7
56116/I	2	7 3/4
56128/I	2 5/16	8 1/2
56152/I	2 5/16	10
56188/I	2 5/16	12

Band-It – Center Punch

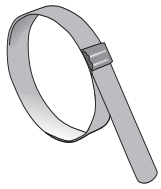

Stainless Steel

3/8" WIDE CLAMP – .025" THICK
5/8" WIDE CLAMP – .025" THICK

SPECIFICATIONS

	I.D. (IN.)	BAND (IN.)	PACKAGE QUANTITY
CP3S	1 3/16	3/8	100
CP311S	1 3/8	3/8	100
CP4S	1	5/8	100
CP5S	1 1/4	5/8	100
CP6S	1 1/2	5/8	100
CP7S	1 3/4	5/8	100
CP8S	2	5/8	100
CP9S	2 1/4	5/8	100
CP10S	2 1/2	5/8	50
CP11S	2 3/4	5/8	50
CP12S	3	5/8	50
CP14S	3 1/2	5/8	50
CP16S	4	5/8	25
CP18S	4 1/2	5/8	25
CP20S	5	5/8	25
CP24S	6	5/8	25
CP28S	7	5/8	25
CP32S	8	5/8	25

Used on C4 hose

Galvanized Carbon Steel

3/8" WIDE CLAMP – .025" THICK
5/8" WIDE CLAMP – .025" THICK

SPECIFICATIONS

	I.D. (IN.)	BAND (IN.)	PACKAGE QUANTITY
CP0S	1 3/16	3/8	100
CP311	1 3/8	3/8	100
CP04	1	5/8	100
CP05S	1 1/4	5/8	100
CP06S	1 1/2	5/8	100
CP07S	1 3/4	5/8	100
CP08S	2	5/8	100
CP09S	2 1/4	5/8	100
CP10	2 1/2	5/8	50
CP11	2 3/4	5/8	50
CP12	3	5/8	50
CP14	3 1/2	5/8	50
CP16	4	5/8	25
CP18	4 1/2	5/8	25
CP20	5	5/8	25
CP24	6	5/8	25
CP28	7	5/8	25
CP32	8	5/8	25

Center Punch Clamp Tool

SPECIFICATIONS

	SIZES (IN.)
T300	For 5/8" wide clamps

Hand held ratchet action tensioning.

Band-It, Jr. Smooth Preformed Clamps

AUTOMATIC LOCKING



Vibration resistant and requires no hammering or crimping. It automatically locks in one simple lever movement. Smooth clamp prevents leak paths. Gap-free which insures strong holding power. Use C002 tool.

C002

Type 201 Stainless Steel

SPECIFICATIONS

	CLAMP I.D. X BAND WIDTH (IN.)	THICKNESS (IN.)	PACKAGE QUANTITY
JS201	13⁄6 x 3⁄8	.025	100
JS202	1 3⁄8 x 3⁄8	.025	100
JS205	1 1⁄2 x 5⁄8	.030	100
JS207	2 x 5⁄8	.030	100
JS209	2 1⁄2 x 5⁄8	.030	100
JS210	2 3⁄4 x 3⁄4	.030	50
JS211	3 x 3⁄4	.030	50
JS213	4 x 3⁄4	.030	25
JS215	5 x 3⁄4	.030	25
JS216	6 x 3⁄4	.030	25
JS218	7 x 3⁄4	.030	25

Galvanized Carbon Steel

SPECIFICATIONS

	CLAMP I.D. X BAND WIDTH (IN.)	THICKNESS (IN.)	PACKAGE QUANTITY
JS301	13⁄18	.025	100
JS302	1 3⁄8 x 3⁄8	.025	100
JS305	1 1⁄2 x 5⁄8	.030	100
JS307	2 x 5⁄8	.030	100
JS309	2 1⁄2 x 5⁄8	.030	100
JS310	2 3⁄4 x 3⁄4	.030	50
JS311	3 x 3⁄4	.030	50
JS313	4 x 3⁄4	.030	25
JS315	5 x 3⁄4	.030	25
JS316	6 x 3⁄4	.030	25
JS318	7 x 3⁄4	.030	25

BAND CLAMPS

Band

Stainless Steel

SPECIFICATIONS

	BAND WIDTH (IN.)	THICKNESS (IN.)	STANDARD PACKAGE QUANTITY
C202	¼	.020	100
C203	⅜	.025	100
C204	½	.030	100
C205	⅝	.030	100
C206	¾	.030	100

Type 316 Stainless Steel

SPECIFICATIONS

	BAND WIDTH (IN.)	THICKNESS (IN.)	STANDARD PACKAGE QUANTITY
C403	⅜	.025	100
C404	½	.030	100
C405	⅝	.030	100
C406	¾	.030	100

SPECIFICATIONS

	DESCRIPTION	SIZE (IN.)
F100/D		⅜ to ¾
C001	2,4000 lb. tension	

Band Clamp Tool



SPECIFICATIONS

	BAND WIDTH (IN.)	STANDARD PACKAGE QUANTITY
C252	¼	100
C253	⅜	100
C254	½	100
C255	⅝	100
C256	¾	100

Buckles Stainless Steel

EAR CLAMPS

SPECIFICATIONS

	REFERENCE #	NOMINAL SIZE (IN.)	DIMENSIONS (IN.)	
			CLOSED	OPEN
CC-3	10100002	3/16	0.118	0.197
CC-4	10100004	¼	0.197	0.276
CC-5	10100006	5/16	0.276	0.354
CC-6	10100011	⅜	0.315	0.433
CC-8	10100016	½	0.433	0.512
CC-9	10100019	9/16	0.512	0.591
CC-10	10100024	⅝	0.591	0.708
CC-12	10100027	¾	0.669	0.787
CC-13	10100029	13/16	0.748	0.866
CC-14	10100030	⅞	0.787	0.905
CC-15	10100032	15/16	0.866	0.984
CC-16	10100034	1	0.905	1.063
CC-17	10100035	1 1/16	0.984	1.102
CC-18	10100037	1 ⅛	1.063	1.220
CC-21	10100041	1 5/16	1.220	1.339
CC-23	10100043	1 7/16	1.339	1.457
CC-24	10100045	1 ½	1.457	1.575
CC-26	10100047	1 ⅝	1.575	1.693
CC-28	10100049	1 ¾	1.693	1.811

2-Ear

(Zinc-Plated Steel)

Assortment on page 464

Heavy Duty Hose Clamps - Steam & Air

2 Bolt

4 Bolt Stem

The bolts used in the "Boss" interlocking clamps are not standard bolts. These bolts can be re-torqued, but it is not recommended that they be reused. Do not lubricate nuts and bolts.

SPECIFICATIONS

	SIZE (IN.)	O.D. FROM: (IN.)	O.D. TO: (IN.)	TORQUE
CD/D	3/8	44/64	56/64	6
DD/D	1/2	52/64	60/64	6
B-4/D	1/2	60/64	1 4/64	12
B-5/D	1/2	1 4/64	1 12/64	12
BU-9S/D	3/4	1 10/64	1 18/64	21
BU-9/D	3/4	1 12/64	1 20/64	21
B-9/D	3/4	1 20/64	1 32/64	21
B-10/D	3/4	1 32/64	1 44/64	21
BU-14/D	1	1 34/64	1 46/64	21
B-14/D	1	1 44/64	1 60/64	21
B-15/D	1	1 60/64	2 8/64	21
BU-18/D	1 1/4	1 32/64	1 50/64	40
BU-19/D	1 1/4	1 50/64	2 6/64	40
B-19/D	1 1/4	2 8/64	2 24/64	40
BU-22/D	1 1/2	1 52/64	2	40
B-22/D	1 1/2	2	2 14/64	40
BU-24/D	1 1/2	2 12/64	2 24/64	40

"KING" CLAMPS

"King" Single Bolt Clamps

SPECIFICATIONS

	FIT HOSE O.D. (IN.)	
	FROM:	TO:
2/D	7/8	1
3/D	31/32	1 1/8
4/D	1 1/16	1 3/16
5/D	1 5/32	1 1/4
6/D	1 1/4	1 3/8
7/D	1 11/32	1 7/16
8/D	1 7/16	1 9/16
9/D	1 17/32	1 11/16
10/D	1 21/32	1 3/4
11/D	1 3/4	1 7/8
12/D	1 7/8	2 1/32
13/D	2	2 1/8
14/D	2 1/8	2 9/32
15/D	2 1/4	2 13/32
16/D	2 3/8	2 1/2
17/D	2 1/2	2 5/8
18/D	2 5/8	2 7/8
19/D	2 7/8	3 1/16
20/D	3 1/16	3 1/4
21/D	3 1/4	3 7/16
22/D	3 7/16	3 5/8
23/D	3 5/8	3 13/16
24/D	3 13/16	4 1/8
25/D	4 1/8	4 5/16
26/D	4 1/4	4 1/2

"King" Double Bolt Clamps

SPECIFICATIONS

	FIT HOSE O.D. (IN.)	
	FROM:	TO:
400/D	3 1/2	4
525/D	4 3/16	5
550/D	5	5 1/2
675/D	6 1/8	6 7/8
769/D	6 15/16	7 5/8
875/D	8 1/4	8 7/8

Accessories

Hose Clamps

FEATURES:
- Plastic-covered
- For all types of hose and tubing

APPLICATION:
- Hose support for long hose lengths
- Used to insure proper hose routing where abrasion, moving parts or heat may exist

SPECIFICATIONS

	CLAMPING DIAMETER (IN.)	BOLT HOLE (IN.)
HK0509	1/4	1/4
HK0709	3/8	9/32
HK0809	7/16	9/32
HK0913	5/8	13/32
HK1013	1/2	13/32
HK1113	5/8	13/32
HK1213	11/16	13/32
HK1313	3/4	13/32
HK1413	13/16	13/32
HK1513	7/8	13/32
HK1613	15/16	13/32
HK1713	1	13/32
HK1813	1 1/16	13/32
HK1913	1 1/8	13/32
HK2017	1 3/16	17/32
HK2117	1 1/4	17/32
HK2317	1 3/8	17/32
HK2517	1 1/2	17/32
HK2617	1 9/16	17/32
HK2917	1 3/4	17/32
HK3117	1 7/8	17/32
HK3217	1 15/16	17/32
HK3317	2	17/32
HK3417	2 5/32	17/32
HK3817	2 21/32	17/32

T-Bolt Clamps

Stainless steel band, carbon steel bolt.
3/4" wide band, Torque rating 70 in/lbs.

SPECIFICATIONS

	SIZE (IN.)	INCH RANGE (IN.)
TBC150/D	1 1/2	1.375 - 1.5625
TBC200/D	2	1.875 - 2.0625
TBC250/D	2 1/2	2.375 - 2.5625
TBC300/D	3	2.7813 - 3.0625
TBC400/D	4	3.7813 - 4.0625
TBC600/D	6	5.7813 - 6.0625

Clamp Display

CLAMP-DISPLAY

DISPLAY INCLUDES

KIT CONTENTS	MINIMUM DIAMETER (IN.)	MAXIMUM DIAMETER (IN.)	QUANTITY
6202/I	¼	⅝	10
6203/I	5⁄16	⅞	10
5010/I	½	1 ⅛	10
5016/I	¾	1 ½	10
5020/I	¾	1 ¾	10
5024/I	1	2	10
5036/I	⅞	2 ¾	10

THE DISPLAY FEATURES:
- 70 worm drive clamps
- compact wall mounted or counter display

Oetiker Clamp Kit

18500056 OETIKER CLAMP KIT

KIT INCLUDES

	QUANTITY	SIZE (IN.)
10100008	15	5⁄16
10100013	15	7⁄16
10100016	15	½
10100019	15	9⁄16
10100024	15	⅝
10100027	12	¾
10110030	12	⅞
10100032	12	15⁄16
10100034	12	1

FEATURES:
- 1 pair of installation/removal pinchers
- 1 plastic case

Oetiker 2 ear clamps are especially suited for industrial use and with heavily vibrating equipment. Widely used for maintenance and OEM applications, Rubber hose, plastic tubing, coaxial and electrical cable, rope, etc. are all easily clamped. Used on air, fluid, gas and steam lines. Also suitable for low pressure hydraulic applications.

BUNDLE SIZES & CABLE LENGTH

Tyton Hellermann CORPORATION

SPECIFICATIONS

PRODUCT I.D.					TENSILE RATING (LBS.)	BUNDLE DIAMETER (IN.)	CABLE LENGTH (IN.)	BAG QTY.
	THOMAS & BETTS #	PANDULT 2 PIECE #	PANDULT 1 PIECE #	MILITARY #				
T18R	TY-23M	SST1M	PLT1M	MS3367-4	18	¾	4	200
–	–	–	–	MS17821-4				
–	–	–	–	MS18034-4				
T18L	TY-232M	–	PLT2M	–	18	2	8	100
T30R	TY-24M	SST1.5I	PLT1.5I	MS3367-5	30	1 ¼	6	100
T40R	TY-242M	SST1.5S	PLT1.5S	–	40	1 ½	8 ½	100
T50R	TY-25M	SST2S	PLT2S	MS3367-1	50	1 ¾	8	100
–	–	–	–	MS17821-1				
–	–	–	–	MS18034-1				
T50I	TY-26M	SST3I	PLT3S	–	50	1 ¾	11 ¾	100
T50L	TY-28M	SST4S	PLT4S	MS3367-2	50	4	15 ½	100
–	–	–	–	MS17821-2				
–	–	–	–	MS18034-2				
T120S	TY-272M	SST2H	-	–	120	2 ¾	8 ⅞	50
T120R	TY-27M	SST4H	PLT4H	MS3367-3	120	4	15 ¼	50
–	–	–	–	MS17821-3				
–	–	–	–	MS18034-3				
T120L	–	–	–	MS3367-6	120	8 ¾	29 ¾	50
T150R	–	–	–	MS3367-3	175	4	15	25
T150M	–	–	–	MS3367-3	175	6	21	25
T150L	–	–	–	MS3367-6	175	9	32	25
T150XL	–	–	–	–	175	13	42	25

Color: black

*Order in bag quantities

Cable Tie Display

THE DISPLAY FEATURES:

- Most popular sizes of black, high strength, nylon
- 1,550 total pieces
- Eye catching display rack
- Durable hanging metal rack
- Bags are labeled for easy selling and reordering

CABLETIE-DISPLAY

Tyton Hellermann CORPORATION

DISPLAY INCLUDES

	QUANTITY (PCS.)	WEIGHT (LBS.)	LENGTH (IN.)	WIDTH (IN.)
T18R	200	18	4.0	.10
T30R	400	30	6.0	.14
T50R	600	50	8.0	.18
T50L	200	50	15.5	.18
T120R	150	120	15.25	.30

Equipment

ITEM	PAGE #
Equipment	
Coupling Identification	
Hydraulic Coupling Templates	468
Stainless Steel Dial Caliper	468
Metric and BSP Female Thread Identification Kit	468
Measuring Tools	468
Gates Hydraulic Crimping Equipment	
GC32XD Crimper	468
Mobile Crimp 4-20	469
Power Crimp 707	469
OmniCrimp 21	469
Power Crimp 3000B	469
Mobile Crimp 4-20 Power Source	
Air Pump	470
Hand Pump	470
¼" HP 12 Volt DC Pump	470
PC707 Power Source	470
¼" HP 115 Volt AC Pump	470
½" HP 115 Volt AC Pump	470
1 ½" HP 115 Volt AC Pump	470
PC300B Power Source	470
Hand Skiving Tool	471
Swager Conversion Kit For the Power Crimp 707	471
C14 Tools Needed for Teflon Hose	
C14 Hose Cutting Shear	472
C14 Hose Insertion Die Holder	472
C14 Hose Insertion Dies	472
C14 Hose Expanders	472
C14 Swage Pushers	473
C14 Swage Dies	473
Weatherhead Hydraulic Crimping Equipment	
Portable Coll-O-Crimp	474
Coll-O-Crimp I	474
Super I Coll-O-Crimp	474
Coll-O-Crimp II Plus	474
Portable Coll-O-Crimp	474
Synflex Hand Swager	
Hose Coupling Swaging Machines and Tools	
Swaging Machine	475
Carry Case	475
Hose Cutting Equipment	
Light Duty Saw (1 & 2 wire hose thru 1")	476
Heavy Duty Saw (1 & 2 wire & Spiral hose thru 2")	476
Tube Benders & Cutters	
Lever Type Tube Benders	477
Tube Cutting and Flaring Kit	477
Flaring Tool (45°)	478
Double Flaring Tool (45°)	478
Plastic Tube and Hose Cutter	478
Utility Tube Cutter	479
Tables & Racks	
Machine Table	479
Saw Table	480
Reel Rack	480
Cabinets	
Drawer Models	481
12" Deep Bin Models	481
Large Scoop Compartment Boxes	482
Slide Rack	482
Labels	
Gates	483
Weatherhead	483
PTO	483
Black Iron Pipe	483
Adapters	483
Brass	483
Air Conditioning	483
Tape	483
Signs	
Pressuer Washer	484
Hydraulic Adapters	484
Snow Plow	484
AG Maintenance Kits	484
PTO Components	484

Coupling Identification Thread Identification Tools

Hydraulic Coupling Templates

PART # 39549

These templates provide a fast and easy way to measure North American Thread and flange ends, seat angles (37° and 45°) and hose I.D.

Stainless Steel Dial Caliper

PART # 7369-1320

Caliper features a big 6" measuring capacity and reads to 0.0001". Dial is easy to read and shockproof. Capable of four-way measurement... inside, outside, depth and step. Comes in an impact resistant, hard plastic case for protection.

Metric and BSP Female Thread Identification Kit

PART # 7369-0319

A sturdy, attractive carrying case suitable for counter display and field sales calls. Contains male metric & BSP plugs for identifying thread size, pocket I.D. kit, and flow chart with step-by-step instructions. For female thread identification, simply couple with the mating male.

Measuring Tools

PART # 7369-0318

To be sure you order the correct couplings, the measuring tools shown below should be used. They are stocked by Gates and are available on order.

CONTENTS:
- Calipers
- Seat gauges (English)
- Seat gauges (Metric)
- Thread gauges
- Thread I.D. guide

Gates Hydraulic Crimping Equipment

GC32-XD™ Crimper

PRODUCT NUMBER# 7480-7001

CONTENTS:
- The world's first global crimper.
- Crimps every hose and coupling in the Gates catalog.
- Electrical inverter automatically converts any input voltage greater than 208 volts to 220 volts.
- Features a 2-stage pump with 5 H.P. motor and is twice as fast as the Gates OmniCrimp® 21 crimper, which it replaces
- Equipped with color-coded die sets and a Quick Change Tool.

GC32-XD™ Stand

PRODUCT NUMBER# 7480-7002

GC32-XD™ Rack

PRODUCT NUMBER# 7480-7003

GATES HYDRAULIC CRIMPING EQUIPMENT

Mobile Crimp 4-20

PART # 7480-0051

The latest in high-tech crimping. Portable, versatile and powerful enough to crimp up to 1 ¼" four spiral hose. Order dies separately.

MODEL: Digital dial.
DIMENSIONS: 12 ¼" wide by 6 ¼" deep by 17 ¾" high.
WEIGHT: 57 lbs.
POWER SOURCE: See pump options, SEE PAGE 470.
MAXIMUM OPERATING PRESSURE: 10,000 psi.
ADDITIONAL INFO: Also available in positive stop control (7480-0050).

Power Crimp 707

PART # 707-MACH

The most precise, yet simplest crimper made. The toughest part about the PC707 is pushing the button. Crimps hydraulic hoses up to 1 ¼" extremely high pressure spirals. Order dies separately.

MODEL: 110V.
PRODUCTION RATE: 100 assemblies per hour.
DIMENSIONS: 13" wide by 12" deep by 26 ½" high.
WEIGHT: 188 lbs.
POWER SOURCE: See pump options, SEE PAGE 470.
ADDITIONAL INFO: Also available in 220V model (7480-0046).

OmniCrimp 21

PART # OMNI-21

The only crimper you'll ever need. Crimping sizes from 3⁄16" to 2". Six spiral wire hose. 9 dies come with package.

DIMENSIONS: 26" wide by 26" deep by 20" high.
WEIGHT: 500 lbs.
POWER SOURCE: 220V single phase (3 H.P.).
MAXIMUM OPERATING PRESSURE: 10,000 psi.
ADDITIONAL INFO: Foot switch available

Power Crimp 3000B

PART # 3000B

You can couple permanent hose assemblies in hose sizes from 3⁄16" through 2" six spiral. Order dies separately.

DIMENSIONS: 10" by 10" by 25".
WEIGHT: 375 lbs.
PRODUCTION RATE: 209 assemblies per hour.
POWER SOURCE: See pump options, SEE PAGE 470.

SPECIFICATIONS

CRIMPER TYPE	TEXTILE, 1 & 2 WIRE BRAID			4 - SPIRAL WIRE		6 - SPIRAL WIRE	
	STRAIGHT (IN.)	BENT TUBE (IN.)	BLOCK (IN.)	STRAIGHT (IN.)	BENT TUBE (IN.)	STRAIGHT (IN.)	BENT TUBE (IN.)
MC4-20	3⁄16 - 1 ¼	3⁄16 - 1 ¼	¼ _ ¾	⅜ - 1 ¼	⅜ - 1 ¼	None	None
PC707	3⁄16 - 1 ¼	3⁄16 - 1 ¼	¼ _ ¾	⅜ - 1 ¼	⅜ - 1 ¼	None	None
OMNI 21	3⁄16 - 2	3⁄16 - 2	⅜ _ ¾	⅜ - 2	⅜ - 2	1 ¼ - 2	1 ¼ - 2
3000B	3⁄16	3⁄16	¼ _ ¾	⅜ - 2	⅜ - 2	1 ¼ - 2	1 ¼ - 2

Mobile Crimp 4-20 Power Sources

Air Pump

PART # 7481-0002



FEATURES: Works with standard air compressor power (90 psi).
PRESSURE RATING: 10,000 psi.
WEIGHT: 10 lbs.

Hand Pump

PART # 7481-0006

FEATURES: Portable for use anywhere.
PRESSURE RATING: 10,000 psi.
WEIGHT: 25.6 lbs.

¼" HP 12 Volt DC Pump

PART # 7481-0037

FEATURES: Mobile operation, runs on standard car/truck battery.
PRESSURE RATING: 10,000 psi.
WEIGHT: 20.5 lbs.

¼" HP 115 Volt AC Pump

PART # 7481-0033

FEATURES: Lightweight electrical power pump.
PRESSURE RATING: 10,000 psi.
WEIGHT: 20 lbs.

½" HP 115 Volt AC Pump

PART # 7481-0034

FEATURES: Medium speed pump recommended for a stationary crimper.
PRESSURE RATING: 10,000 psi.
WEIGHT: 32 lbs.

1 ½" HP 115 Volt AC Pump

PART # 7481-0035

FEATURES: High speed pump recommended for a stationary crimper.
PRESSURE RATING: 10,000 psi.
WEIGHT: 108 lbs.

PC707 Power Source

115 Volt, 30 Amp, 1 hp, 60 cycles

PUMP PART # 707-PUMP

230 Volt, 15 Amp, 1 hp, 60 cycles

PUMP PART # 7481-0028

DIMENSIONS: 12" wide by 25" deep by 18" high.
MAXIMUM WORKING PRESSURE: 4,900 psi.
WEIGHT: 65 lbs.
CAPACITY: 6 quarry capacity.

* digital read out must be wired for 230V

PC 3000B Power Source

115 Volt, 2 hp, Single Phase, 60 cycles Pump

PART # 3000B-PUMP

230 Volt, 3 hp, 3 Phase, 60 cycles Pump

PART # 7481-0016

DIMENSIONS: 12" wide by 25" deep by 18" high.
MAXIMUM WORKING PRESSURE: 4,900 psi.
WEIGHT: 65 lbs.
CAPACITY: 6 quarry capacity.

Hand Skiving Tool

(Kit) Part # 7480-0413
(Spare Blade) Part # 7482-0410

MANDRELS

	SIZE (IN.)
7482-0400	3/16
7482-0401	1/4
7482-0402	3/8
7482-0403	1/2
7482-0404	5/8
7482-0405	3/4
7482-0406	1
7482-0407	1 1/4
7482-0408	1 1/2
7482-0409	2

Ten mandrels (order separately) are available. Mandrels are adjustable so you can skive any Gates hose to the correct length.

SKIVING KIT CONTAINS:

- Bracket
- Blade holder with blade
- Brace
- Allen wrench
- Wire brush

For use in skiving 3/16" through 2" I.D. wire braid and spiral reinforced hydraulic hose.

Swager Conversion Kit

For the Power Crimp 707

Produces top quality assemblies using Gates C7S, C7SNC, C8S and C8SNC thermoplastic hydraulic hose with Gates PCTS fittings and Gates C14 Teflon* hose and fittings. Easily converts the Power Crimp 707 to a swager.

MANDRELS

	DESCRIPTION
7480-0040	complete kit
7482-0429	collar
7482-0430	die cone
7482-0433	adapter
7482-0482	actuator rod

* Teflon is a registered trademark of DuPont

Dies and pushers must be ordered separately.
See Swage Data Chart for details.

C14 Tools Needed for Teflon Hose

C14 Hose Cutting Shear

PART # 7480-6596

This cutting shear handles Gates C14 Teflon* hose up through -16 without requiring pretaping of the hose. The shear is fast and easy to use and results in a very clean cut.

WEIGHT: 58 lbs.
DIMENSIONS: 9" wide x 15" high x 14" deep (30" handle).

C14 Hose Insertion Die Holder

(FOR USE WITH HOSE INSERTION DIES)

Required for inserting hose into ferrule on all sizes. Use the fixture (see photo) to mount the Hose Insertion Die Holder onto a benchtop to aid in the assembly of Gates C14 Teflon* hose. Each item listed in the table must be ordered separately.

SPECIFICATIONS

PRODUCT I.D.	
	GATES #
TEFLON-DIE-HOLDER	7483-0510
TEFLON-FIXTURE	7483-0511

*Teflon is a registered trademark of DuPont

C14 Hose Insertion Dies

These dies are used to guide the hose into the ferrule when used with Hose Insertion Die Holder. One set required for each hose size.



SPECIFICATIONS

PRODUCT I.D.	
	GATES #
HD-4C14	7483-0503
HD-5C14	7483-0504
HD-6C14	7483-0505
HD-8C14	7483-0506
HD-10C14	7483-0507
HD-12C14	7483-0508
HD-16C14	7483-0509

C14 Hose Expanders

These are used to expand the hose and round out the tube after cutting and to insert the stem into the hose. One expander for each hose size.

SPECIFICATIONS

PRODUCT I.D.	
	GATES #
HE-4C14	7483-0555
HE-5C14	7483-0556
HE-6C14	7483-0557
HE-8C14	7483-0558
HE-10C14	7483-0559
HE-12C14	7483-0560
HE-16C14	7483-0561

C14 Swage Pushers

SPECIFICATIONS

PRODUCT I.D.	
	GATES #
PC14-4FJSX	7483-0536
PC14-5FJSX	7483-0537
PC14-6FJX	7483-0538
PC14-6FSX	7483-0539
PC14-8FJSX	7483-0540
PC14-10FJSX	7483-0541
PC14-12FJX	7483-0542
PC14-12FSX	7483-0543
PC14-16FJSX	7483-0544
PC14-2MP	7483-0550
PC14-4MP	7483-0545
PC14-6MP	7483-0546
PC14-8MP-8 & 10 ABC	7483-0547
PC14-12MP-12ABC	7483-0548
PC14-16MP	7483-0549
PC14-4TUBE	7483-0530
PC14-5TUBE	7483-0531
PC14-6TUBE	7483-0532
PC14-8TUBE	7483-0533
PC14-10TUBE	7483-0534
PC14-12TUBE	7483-0521
PC14-12TUBE-JS	7483-0522
PC14-16TUBE-JS	7483-0580
PC14-6TBFLK	7483-0552
PC14-12TBFLK	7483-0553
PC14-16TBFLK	7483-0554



These pushers are specially designed to accommodate Gates C14 couplings. They protect the threads and bottom out on the dies to complete the swage. Use the C14 Swage Data Chart to determine the proper pushers.

C14 Swage Dies

SPECIFICATIONS

PRODUCT I.D.	
	GATES #
SD-4C14	7483-0513
SD-5C14	7483-0514
SD-6C14	7483-0515
SD-8C14	7483-0516
SD-10C14	7483-0517
SD-12C14	7483-0518
SD-16C14	7483-0519

These dies are specifically designed to swage Gates C14 hose assemblies. They provide the required swage dimensions to meet full performance. One die set is required for each hose size.

Portable Coll-O-Crimp

CAPACITY: 3⁄16" through 1 3⁄8" 2 wire hose.
SIZE: 15" high, 14" wide, 11 1⁄4" deep.
OPERATION PRESSURE: 10,000 psi.
USES: 10W hydraulic oil.

PART # T-464

FEATURES:
- Includes dies and hand pump for complete portability
- Free standing base

PART # T-466

FEATURES:
- Includes dies and air/hydraulic pump for shop or the field
- Free standing base

Coll-O-Crimp I

PART # T-401

POWER SOURCE: 220V single phase (1 H.P.).
MOUNTING: Bench.
OPERATION PRESSURE: 4,200 psi.
OTHER POWER SOURCES AVAILABLE: Air/hydraulic, hand, mobile electric.

FEATURES:
- Includes dies and 220V electric pump

Coll-O-Crimp II Plus

PART # T-440

POWER SOURCE: Single phase.
CAPACITY: 3⁄16" through 2" 6 spiral hose.
MOUNTING: Bench.
DIMENSIONS: 27" high, 12" wide, 21" deep.
WEIGHT: 450 lbs.

FEATURES:
- High performance machine
- Includes dies and 220V electric pump

Super I Coll-O-Crimp

PART # T-420

POWER SOURCE: 220V single phase (1 H.P.).
CAPACITY: 3⁄16" through 1 1⁄4" 6 spiral hose.
MOUNTING: Bench.
DIMENSIONS: 22" high, 10" wide, 20 1⁄2" deep.
WEIGHT: 210 lbs.

FEATURES:
- Versatile machine ideal for shop or factory
- Includes dies and 220V electric pump

Portable Coll-O-Crimp

PART # T-480-HP

CAPACITY: 3⁄16" through 1 1⁄4" 6 spiral hose.
WEIGHT: 102 lbs.

FEATURES:
- 6 spiral portable versatile design
- Includes dies and hydraulic hand pump (other pumps available)

Hose Coupling Swaging Machines and Tools

FEATURES:

- Designed to attach Synflex Permanent Couplings to Synflex hose.
- Synflex swaging equipment produces smooth, uniform coupling surfaces, without raised edges or ridges common in other coupling methods.
- Complete range of coupling swaging pushers and dies, up to -16 size, are ordered separately.

See Pages...
Dies: Synflex Hose
Pushers: Synflex Fittings

Swaging Machine

PART # 4530-01002

Carry Case

PART # 45J0-04300

Light Duty Saw (1 & 2 wire hose thru 1")

(STEEL BLADE INCLUDED WITH SAW)

POWER SOURCE: 1 hp, 115/230V, 60 cycle, single phase
SAW PART #: 4560-08801
REPLACEMENT BLADE PART #: 4560-CP014 (8" notched steel)

Heavy Duty Saw (1 & 2 wire & Spiral hose thru 2")

FROM GATES (STEEL BLADE INCLUDED WITH SAW)

POWER SOURCE: 4.5 HP, 115V, 20 amps
SAW PART #: 7480-6598
REPLACEMENT BLADE PART #: 7482-0983 (12" steel scallop)
7482-0426 (12" abrasive) (spiral hose)
(can be drop shipped with crimping equipment)

CAUTION:
The abrasive blade will create smoke and dust.

4 SPIRAL HOSE CUTTING:
We recommend a 14" Abrasive Chop Saw from your local hardware store. (Mikita, Milwaukee, or DeWalt)

Lever Type Tube Benders

Each tool bends one size. Openside type. Handy in a tight spot. Makes precision short radius bends up to 180° with minimum effort. Keeps tube round, no marks or scrapes, shows bend degree. Unique extra strong hook grips tubing securely.

CAPACITY: Individual tools for bending eight sizes from ¾" O.D. tubing. Will bend annealed copper, steel (inc. JIC), stainless steel and all soft tubing

SPECIFICATIONS

	TUBING O.D. (IN.)	NORMAL SIZE (IN.)	RADIUS TO CENTER OF TUBE (IN.)	WEIGHT EACH	TYPE
T-372	⅛	-	⅜	8 ozs.	A
T-373	3⁄16	-	7⁄16	9 ozs.	A
T-374	¼	⅛	9⁄16	12 ozs.	B
T-375	5⁄16	-	11⁄16	1 lb. 4 ozs.	B
T-376	⅜	-	15⁄16	1 lb. 12 ozs.	B
T-378	½	⅜	1 ½	3 lbs. 8 ozs.	C
T-3710	⅝	½	2 ¼	10 lbs.	D
T-3712	¾	⅝	3	10 lbs. 8 ozs.	D

A



B



C

D

Tube Cutting and Flaring Kit

PART # T-345K

Tube flaring and cutting has just become a little easier with the convenient T-345K Tube Flaring and Cutting Kit.

FEATURES:

- Quality-made double flaring tool offering accurate single flares between 3⁄16" and ⅝" O.D. tubing
- Double flares between 3⁄16" and ½" O.D. tubing
- Hardened, smooth cone for fast, accurate 45° flares
- Single and double flare compatibility
- Clamp screw for easy clamping and removal of tubes
- Flaring bar installed from either side of yoke
- Flares soft copper, brass, aluminum and mild steel (JIC and Bundy) tubing

Flaring Tool (45°)

PART # T-1022



FLARING CAPACITY: 3/16", 1/4", 5/16", 3/8", 7/16", 1/2", and 5/8" O.D. Forms 45° flares in soft copper, aluminum and brass.

FEATURES:
- Economical, fast operating tool
- Quick slip-on aluminum alloy yoke
- Easy operating, swivel-type, hard chrome finished cone assures smooth flares
- Yoke slips down over top of bar and locks into position with a single turn

Double Flaring Tool (45°)

PART # T-220



FLARING CAPACITY: 3/16", 1/4", 5/16", 3/8", 1/2", and 5/8" O.D. for single flares, and up to 1/2" O.D. for double flares. Can be used with copper, aluminum, brass, bundyweld and steel tubing.

FEATURES:
- Makes single or double flaring easier and quicker than ever
- Cam action provides positive, non-slip grip on the tubing with just a squeeze of the handle
- Double flaring bar also serves as gauge for correct tubing height to insure perfect flares

Plastic Tube and Hose Cutter

PART # T-191

FEATURES:
- Designed to be small, only 2 7/8" long
- Offers quick and clean square cuts on 1/16" to 1/2" O.D. plastic tubing and non-wire reinforced hose
- Can either be bench or wall mounted and offers the safety of closing automatically when not in use

TUBE BENDERS & CUTTERS

Utility Tube Cutter

PART # T-282

CAPACITY: ⅛" to 1 ⅛" O.D. Cuts hard and soft copper, aluminum, brass, carbon steel and stainless steel tubing.

FEATURES:
- Enclosed feed screw to eliminate clogging and jamming
- Grooved rolls for close to flare cuts and a fold away reamer

TABLES & RACKS

Machine Table

PART # MACHINE-TABLE

FEATURES:
- 3' x 3' wood table for mounting hydraulic crimping machines
- Available for all types and brands of machines

Mounted PC707 Crimper Stand

PART # 707-OPTION

For a saw table (page 480)

Saw Table

PART # SAW-TABLE

FEATURES:
- 8' x 3' wood table for hose assembly work area
- Built in ruler for hose measuring

Reel Rack

PART # REEL-RACK

FEATURES:
- Wood rack to organize reels of hose
- 71" high, holds (3) 2' reels

Drawer Models

Part # 18D-CABINET

DRAWERS IN CABINET: 18.
DIMENSIONS: 33 ¾" wide, 14 ⅜" high, 11 ⅝" deep.
COLOR: Gray.
WEIGHT: 50 lbs.
MATERIAL: Primed rolled steel.

Part # 24D-CABINET

DRAWERS IN CABINET: 24.
DIMENSIONS: 33 ¾" wide, 10 ⅞" high, 11 ⅝" deep.
COLOR: Gray.
WEIGHT: 63 lbs.
MATERIAL: Primed rolled steel.

12" Deep Bin Models

Part # 24B-CABINET

DRAWERS IN CABINET: 24.
DIMENSIONS: 33 ¾" wide, 23 ⅞" high, 12" deep.
COLOR: Gray.
WEIGHT: 44 lbs.
MATERIAL: Primed rolled steel.



Part # 40B-CABINET

DRAWERS IN CABINET: 40.
DIMENSIONS: 33 ¾" wide, 23 ⅞" high, 12" deep.
COLOR: Gray.
WEIGHT: 50 lbs.
MATERIAL: Primed rolled steel.



Part # 42B-CABINET

DRAWERS IN CABINET: 42.
DIMENSIONS: 33 ¾" wide, 42" high, 12" deep.
COLOR: Gray.
WEIGHT: 71 lbs.
MATERIAL: Primed rolled steel.

Part # 72B-CABINET

DRAWERS IN CABINET: 72.
DIMENSIONS: 33 ¾" wide, 42" high, 12" deep.
COLOR: Gray.
WEIGHT: 75 lbs.
MATERIAL: Primed rolled steel.



Large Scoop Compartment Boxes

Part # DL12C

COMPARTMENTS IN BOX: 12.
DIMENSIONS: 18" wide, 3" high, 12" deep.
COLOR: Gray.
WEIGHT: 32 lbs.
MATERIAL: Primed rolled steel.

Part # DL24C

COMPARTMENTS IN BOX: 24.
DIMENSIONS: 18" wide, 3" high, 12" deep.
COLOR: Gray.
WEIGHT: 32 lbs.
MATERIAL: Primed rolled steel.

Slide Rack

Part # BLR-12 SLIDERACK BASE (For Large Scoop Compartment Boxes)

Part # 2LR (2 Drawer Rack)

Part # 4LR (4 Drawer Rack)

DIMENSIONS: Rack base (20 ⅜" wide by 15 ⅛" high by 16" deep.
WEIGHT: 13 lbs.
MATERIAL: Prime cold rolled steel. Interlocked and welded construction.
COLOR: Grey baked enamel.

SPECIFICATIONS

SPECIFICATIONS	MODEL	
	#2LR	#4LR
Width (in.)	20	20
Height (in.)	8 ⅛	15
Depth (in.)	15 ¾	15 ¾
No. of drawers	2	4
Packing per carton	1	1
Weight per carton (lbs.)	20	37

Labels

Gates

SPECIFICATIONS

	DESCRIPTION
35099-EM	MegaCrimp® couplings
35099-EGS	Global Spiral couplings

Weatherhead

SPECIFICATIONS

	DESCRIPTION
FS-500	Barb-Tite hose ends
FS-600	069 'D; & 247 'N' series
FS-700	425 'N' series
FS-800	338 'B' series & brass airbrake fittings for copper tubing
FS-1100	'U' series
FS-1200	'E' series
FS-1300	430 'E' series
FS-1500	069 'E' series
FS-1800	470 'E' series 570 'S' series
FS-2300	Drain cocks, valves and hose ends
FS-3100	430 'U' series no skive

PTO

SPECIFICATIONS

	DESCRIPTION
AFT-MET-PTO-LABEL	After Market Metric PTO (Green)
DOM-PTO-LABEL	Domestic PTO (Blue)
STD-DOM-PTO-LABEL	Standard Domestic PTO High Speed driveshafts (Purple)
OE-MET-LABEL	Original Equipment Metric (Yellow)

Black Iron Pipe

SPECIFICATIONS

	DESCRIPTION
Black-Iron-Label	thru 2"

Adapters

SPECIFICATIONS

	DESCRIPTION
0112-RB	adapters

Brass

SPECIFICATIONS

	DESCRIPTION
W-8022	Weatherhead brass

Air Conditioning

SPECIFICATIONS

	DESCRIPTION
A/C-LABEL-SET	Beadlock fittings

Tape

PART # BIN-TAPE

FEATURES:
- Clear vinyl tape 1" x 72" roll
- Covers labels for better adhesion & heat resistant

Promote your business with these 12" x 18" Styrene Color signs. They can be hung with pegs or on the wall.



PART # PRESSURE-WASHER-SIGN



PART # SIGN-ADAPTER

PART # AGKIT-SIGN



PART # SNOW-PLOW-SIGN

PART # PTO-SIGN

Thread Identification

ITEM	PAGE #
Couplings	
Coupling Selection	486
Ferrule Selection	486
Stem Selection	486
Coupling Dash Size and End Style	487
Thread End Catalog Descriptions	487
Coupling Identification	487
North American	
North American Thread Types	487
Iron Pipe Thread Abbreviations	487
NPSM	487
NPTF	487
NPSF	487
37° Flare (JIC)	488
SAE (45° Flare)	488
O-Ring Boss	488
O-Ring Flange (SAE J518)	489
O-Ring Flat-Face Seal	489
Ermetto Flareless Tube	489
SAE Inverted Flare	490
Female Braze-On Stems	490
Grease Fittings	490
Special Male Grease Fitting	490
Special Female Grease Fitting	490
Foreign Thread Types	
British	
British Standard Pipe Parallel	491
British Standard Pipe Tapered	491
French	
GAZ 24°	492
GAZ Poclain 24° Flange	492
German DIN	493
DIN 24° Cone	493
DIN 60° Cone	493
DIN 3852 Couplings Type A & B	494
DIN 3852 Type C Metric and Whitworth Tapered Thread Connections	495
Metric Standpipe Assembly	495
Japanese	
Japanese 30° Flare Parallel Threads	496
Japanese Tapered Pipe Threads	496
Komatsu Style 30° Flare Parallel Threads	497
Komatsu Style Flange Fitting	497
Application Data	
Brass Fitting & Steel Adapters Identification	
Fitting Thread Size Comparison Chart	498
Tube Fittings	498
Pipe Fittings	498
Compression Fittings	499
Polyline® Flareless	500
Push to Connect	500
Gates Hose Selection Chart	501
Weatherhead Hose Selection Chart	501
Synflex Hose Selection Chart	502

Coupling Selection

A Gates hydraulic hose coupling usually consists of two primary components:

1. A Ferrule placed over the end of a hose
2. A Stem inserted into the end of a hose

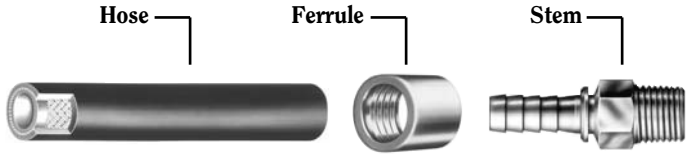

Ferrule Selection

Ferrule type designations (PC, PCS, PCM, C4, etc.) correspond to the stem hose and type designations (16PCS-16MP, etc.).

Always consult Gates Crimp Data Charts for correct ferrule recommendations. For example, C12M hose can be coupled with either PCS1F or PCS2F ferrules and PCS stems. PCS1F ferrules require no skiving. You simply crimp the coupling to the hose.

The number "2" before the "F" in ferrule designations means that two steps are needed for correct hose coupling:

1. Skiving to remove the cover from the hose end
2. Crimping phase

Always install the correct ferrule for a specific hose and stem combination. For instance, there is an important design difference between an 8PC2F-2 ferrule and an 8PC2F-2C ferrule which is vital to the compatibility and performance of the hose assembly.

Always refer to Gates Crimp Data Charts for the right hose, stem and ferrule combination.

Example of ferrule description:

6PC1FS

6	PC	1	F	S
Dash Size	Stem Type	No-Skive (2=Skive)	Ferrule	Material (S=Steel) (A-Aluminum)

Stem Selection

Different hoses may require different coupling styles. To make your selection, determine the correct stem to be used. There are two functional ends of the stem to consider:

1. The hose end for hose attachment
2. The thread end for port attachment

References to the coupling type(s) recommended for a specific hose are listed on the individual hose data pages; for example, C13 (G5K) hose specifies GlobalSpiral™ and PCM couplings.

The thread end of a coupling (or adapter) can be identified by comparing with the coupling being replaced or by measuring the port or thread end to which it is to be attached.

See the thread end identification nomenclature listed in table below.

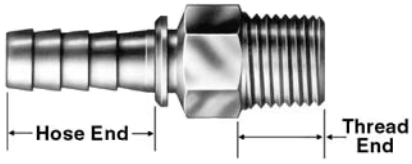

COUPLING & ADAPTER END STYLE CODE

CODE	DESCRIPTION	CODE	DESCRIPTION	CODE	DESCRIPTION
B	O-Ring Boss	FL	Code 61 O-Ring Flange	MN	Metric Male
BJ	Banjo	FLC	Caterpillar Style O-Ring Flange (Code 62)	MPG	Male Special Grease Fitting
BKHD	Bulkhead	FLH	Code 62 O-RIng Flange Heavy	MSP	Metric Stand Pipe
BS	Bite Sleeve	FT	Female SAE Tube	OR	O-Ring
BSPP	British Standard Parallel Pipe	HLE	Hose Length Extender	P	Pipe Thread (NPTF or NPSM)
C	Caterpillar Flange Dimension	HLEC	Hose Length Extender (Caterpillar)	PL	Press Lok®
CC	Clamping Collar	HM	Hose Mender	R	Reusable
DH	DIN Heavy	I	Inverted Flare	S	SAE (45° Flare)
DL	DIN Light	J	JIC (37° Flare)	X	Swivel
F	Female	JIS	Japanese Industrial Standard	Z	Parker Triple Thread
FBO	Female Braze-on Stem	K	Komatsu Style (Japanese 30° Seat)	22	22 ½°
FF	Flat-Face	LH	Long Hex	30	30°
FFN	Female Flareless Nut	LN	Long Nose	45	45°
FFOR	Flat-Face O-RIng	M	Male	60	60°
FFS	Female Flareless Sleeve	MFA	Male Flareless Assembly (Ermeto)	67	67 ½°
FG	Female Grease Thread	MKB	Metric Kobelco	90	90°
FKX	Female Komatsu Style Swivel	MM	Metric Male	110	110°

Coupling Dash Size and End Style

Coupling Dash Size is a shorthand method of denoting the size of a particular end fitting. See table to left.

THREAD SIZE DASH NUMBERS

DASH SIZE	THREAD SIZES		
	NPTF-NPSM	SAE (45° FLARE)	JIC (37° FLARE) SAE "O-RING" BOSS
2	½ - 27	–	–
3	–	–	⅜ - 24
4	¼ - 18	7/16 - 20	7/16 - 20
5	–	½ - 20	½ - 20
6	⅜ - 18	⅝ - 18	9/16 - 18
8	½ - 14	¾ - 16	¾ - 16
10	–	⅞ - 14	⅞ - 14
12	¾ - 14	1 1/16 - 14	1 1/16 - 12
14	–	–	1 3/16 - 12
16	1 - 11 ½	–	1 5/16 - 12
20	1 ¼ - 11 ½	–	1 ⅝ - 12
24	1 ½ - 11 ½	–	1 ⅞ - 12
32	2 - 11 ½	–	2 ½ - 12

"O-Ring" Flange dash numbers are determined by nominal flange size, or diameter of flange head which determines the "O-Ring" size.

EXAMPLES:

12MP denotes a ¾" male pipe thread end fitting. The corresponding thread description for a ¾" pipe thread is ¾ - 14 NPTF solid male.

12FJX denotes a ¾" female JIC swivel (37° seat) end fitting. The corresponding thread description or a ¾" JIC thread is 1 11/16"-12 JIC 37° flare swivel female.

12FL denotes a ¾" SAE standard pressure (Code 61) flange fitting. This is the standard fitting description for a ¾" SAE standard pressure flange.

Thread End Catalog Descriptions

Gates coupling ends shown below are accepted as industry standards. See detailed catalog listings for availability of specific hose/coupling combinations, detailed descriptions, thread end configurations such as swivels and bent tubes and special ends.

Thread End Identification Tools (See Page 468)

Coupling Identification

There are five coupling systems generally used for hydraulic connections today. They are identified geographically or by country as: **North American / British / French / German / Japanese** The sections that follow list the origin and coupling style found in each country. Brief descriptions and dimensional data follows each coupling style.

NORTH AMERICAN

North American Thread Types

NPT Pipe Thread

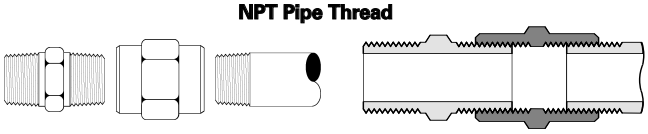

SPECIFICATIONS

DASH SIZE	NOMINAL SIZE (IN.)	# OF THREADS PER (IN.)	THREAD SIZES	
			FEMALE THREAD I.D. (IN.)	MALE THREAD O.D. (IN.)
-2	⅛	27	23/64	13/32
-4	¼	18	15/32	35/64
-6	⅜	18	19/32	43/64
-8	½	14	¾	27/32
-12	¾	14	61/64	1 1/16
-16	1	11 ½	1 13/64	1 5/16
-20	1 ¼	11 ½	1 17/32	1 43/64
-24	1 ½	11 ½	1 25/32	1 29/64
-32	2	11 ½	2 ¼	2 ⅜

Iron Pipe Thread Abbreviations

N	National	F	Fuels
P	Pipe	S	Straight Thread
T	Tapered Thread	M	Mechanical Joint

NPTF

This is a dryseal thread; the National pipe tapered thread for fuels. This is used for both male and female ends.

The NPTF male will mate with the NPTF, NPSF, or NPSM female.

The NPTF male has tapered threads and a 30° inverted seat.

The NPTF female has tapered threads and no seat. The seal takes place by deformation of the threads. The NPSM female has straight threads and a 30° inverted seat. The seal takes place on the 30° seat.

The NPTF connector is similar to, but not interchangeable with, the BSPT connector. The thread pitch is different in most sizes. Also, the thread angle is 60° instead of the 55° angle found on BSPT threads.

NPSM

National pipe straight thread for mechanical joint. This is used on the female swivel nut of iron pipe swivel adapters. The leak-resistant joint is not made by the sealing fit of threads, but by a tapered seat in the coupling end.

NPSF

The National pipe straight thread for fuels. This is sometimes used for female ends and properly mates with the NPTF male end. However, the SAE recommends the NPTF thread is preference to the NPSF for female ends.

37° Flare (JIC)*

The Society of Automotive Engineers (SAE) specifies a 37° angle flare or seat be used with high pressure hydraulic tubing.

These are commonly called JIC couplings.

The JIC 37° flare male will mate with a JIC female only.
The JIC male has straight threads and a 37° flare seat.
The JIC female has straight threads and a 37° flare seat.
The seal is made on the 37° flare seat.

Some sizes have the same threads as the SAE 45° flare. Carefully measure the seat angle to differentiate.

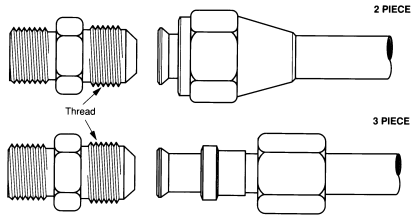

SPECIFICATIONS

DASH SIZE	NOMINAL SIZE (IN.)	THREAD SIZE (IN.)	THREAD SIZES	
			FEMALE THREAD I.D. (IN.)	MALE THREAD O.D. (IN.)
-2	1/8	5/16 - 24	17/64	5/16
-3	3/16	3/8 - 24	21/64	3/8
-4	1/4	7/16 - 20	25/64	7/16
-5	5/16	1/2 - 20	29/64	1/2
-6	3/8	9/16 - 18	1/2	9/16
-8	1/2	3/4 - 16	11/16	3/4
-10	5/8	7/8 - 14	13/16	7/8
-12	3/4	1 1/16 - 12	31/32	1 1/16
-14	7/8	1 3/16 - 12	1 7/64	1 3/16
-16	1	1 5/16 - 12	1 15/64	1 5/16
-20	1 1/4	1 5/8 - 12	1 35/64	1 5/8
-24	1 1/2	1 7/8 - 12	1 51/64	1 7/8
-32	2	2 1/2 - 12	2 27/64	2 1/2

* Some C5, C5E and Lock-On couplings may have dual machined seats (both 37° and 45° seats).

SAE (45° Flare)*

A term usually applied to fittings having a 45° angle flare or seat.

Soft copper tubing is generally used in such applications as it is easily flared to the 45° angle.

These are for low pressure applications, such as for fuel lines and refrigerant lines.

The SAE 45° flare male will mate with an SAE 45° flare female only.
The SAE male has straight threads and a 45° flare seat.
The SAE female has straight threads and a 45° flare seat.
The seal is made on the 45° flare seat.

Some sizes have the same threads as the SAE 37° flare. Carefully measure the seat angle to differentiate

SPECIFICATIONS

DASH SIZE	NOMINAL SIZE (IN.)	THREAD SIZE (IN.)	THREAD SIZES	
			FEMALE THREAD I.D. (IN.)	MALE THREAD O.D. (IN.)
-2	1/8	5/16 - 24	17/64	5/16
-3	3/16	3/8 - 24	21/64	3/8
-4	1/4	7/16 - 20	25/64	7/16
-5	5/16	1/2 - 20	29/64	1/2
-6	3/8	5/8 - 18	9/16	5/8
-7	7/16	11/16 - 16	5/8	11/16
-8	1/2	3/4 - 16	11/16	3/4
-10	5/8	7/8 - 14	13/16	7/8
-12	3/4	1 1/16 - 14	63/64	1 1/16
-14	7/8	1 1/4 - 12	1 11/64	1 1/4
-16	1	1 3/8 - 12	1 19/64	1 3/8

Special Power Steering Thread End

SPECIFICATIONS

DASH SIZE	NOMINAL SIZE (IN.)	THREAD SIZE (IN.)	THREAD SIZES	
			FEMALE THREAD I.D. (IN.)	MALE THREAD O.D. (IN.)
3/8	11/16	11/16 - 18	5/8	11/16

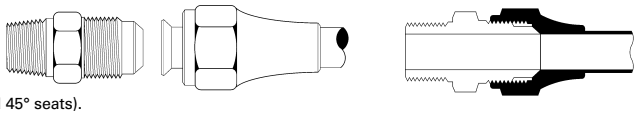

* Some C5, C5E PCTS, C14 and Lock-On couplings may have dual machined seats (both 37° and 45° seats).

O-Ring Boss

The O-Ring boss male will mate with an O-Ring boss female only. The female is generally found on ports.

The male has straight threads and an O-Ring. The female has straight threads and a sealing face. The seal is made at the O-Ring on the male and the sealing face on the female.

SAE Straight Thread O-Ring Boss

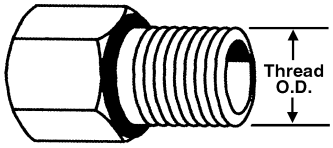

SPECIFICATIONS

DASH SIZE	NOMINAL SIZE (IN.)	THREAD SIZE (IN.)	THREAD SIZES		O-RING SIZE
			FEMALE THREAD I.D. (IN.)	MALE THREAD O.D. (IN.)	
-2	1/8	5/16 - 24	17/64	5/16	20R
-3	3/16	3/8 - 24	21/64	3/8	30R
-4	1/4	7/16 - 20	25/64	7/16	40R
-5	5/16	1/2 - 20	29/64	1/2	50R
-6	3/8	9/16 - 18	1/2	9/16	60R
-8	1/2	3/4 - 16	11/16	3/4	80R
-10	5/8	7/8 - 14	13/16	7/8	100R
-12	3/4	1 1/16 - 12	31/32	1 1/16	120R
-14	7/8	1 3/16 - 12	1 7/64	1 3/16	140R
-16	1	1 5/16 - 12	1 15/64	1 5/16	160R
-20	1 1/4	1 5/8 - 12	1 35/64	1 5/8	200R
-24	1 1/2	1 7/8 - 12	1 51/64	1 7/8	240R
-32	2	2 1/2 - 12	2 27/64	2 1/2	320R

SAE Code 61 and Code 62

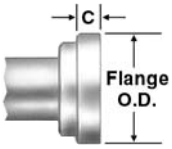

Flange Head
(FL/FLH)

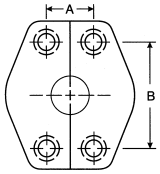

4-Bolt Split Flange
Bolt Hose Dimensions

O-Ring Flange (SAE J518)

The SAE Code 61 and Code 62 4-Bolt Split Flange is used worldwide, usually as a connection on pumps and motors.

There are three exceptions:

1. The -10 size, which is common outside of North America, is not an SAE standard size.
2. Caterpillar flanges, which are the same flange O.D. as SAE Code 62, have a thicker flange head ("C" dimension in Table).
3. Poclain flanges, which are completely different from SAE flanges.

SPECIFICATIONS

	CODE 61 (FL)				CODE 62 (FLH)				CATERPILLAR (FLC)			
NOMINAL FLANGE SIZE (IN.)	FLANGE O.D. (IN.)	"A" (IN.)	"B" (IN.)	"C" (IN.)	FLANGE O.D. (IN.)	"A" (IN.)	"B" (IN.)	"C" (IN.)	FLANGE O.D. (IN.)	"A" (IN.)	"B" (IN.)	"C" (IN.)
½	1.188	0.688	1.500	.265	1.250	0.718	1.594	.305	–	–	–	–
⅝	1.338	–	–	.265	–	–	–	–	–	–	–	–
¾	1.500	0.875	1.875	.265	1.625	0.937	2.000	.345	1.625	0.938	2.000	.560
1	1.750	1.031	2.062	.315	1.875	1.093	2.250	.375	1.875	1.094	2.250	.560
1 ¼	2.000	1.188	2.312	.315	2.125	1.250	2.625	.405	2.125	1.250	2.625	.560
1 ½	2.375	1.406	2.750	.315	2.500	1.437	3.125	.495	2.500	1.438	3.125	.560
2	2.812	1.688	3.062	.375	3.125	1.750	3.812	.495	3.125	1.750	3.812	.560
2 ½	3.312	2.000	3.500	.375	–	–	–	–	–	–	–	–
3	4.000	2.438	4.188	.375	–	–	–	–	–	–	–	–
3 ½	4.500	2.750	4.750	.422	–	–	–	–	–	–	–	–
4	5.000	3.062	5.125	.442	–	–	–	–	–	–	–	–
5	6.000	3.625	6.000	.442	–	–	–	–	–	–	–	–

SPECIFICATIONS

DASH SIZE	NOMINAL SIZE (IN.)	THREAD SIZE (IN.)	THREAD SIZES		O-RING SIZE
			FEMALE THREAD I.D. (IN.)	MALE THREAD O.D. (IN.)	
-4	¼	9/16 - 18	½	9/16	-011
-6	⅜	11/16 - 16	⅝	11/16	-012
-8	½	13/16 - 16	¾	13/16	-014
-10	⅝	1 - 14	15/16	1	-016
-12	¾	1 3/16 - 12	1 ⅛	1 3/16	-018
-16	1	1 7/16 - 12	1 11/32	1 7/16	-021
-20	1 ¼	1 11/16 - 12	1 19/32	1 11/16	-025
-24	1 ½	2 - 12	1 29/32	2	-029

O-Ring Flat-Face Seal

(ORFS) J1453

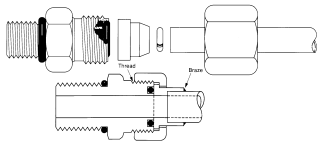

A seal is made when the O-Ring in the male contacts the flat face on the female. Couplings are intended for hydraulic systems where elastomeric seals are acceptable to overcome leakage and leak resistance is crucial.

The solid male O-Ring face seal fitting will mate with a swivel female O-Ring face seal fitting only. An O-Ring rests in the O-Ring groove in the male.

SPECIFICATIONS

DASH SIZE	TUBE SIZE (IN.)	NOMINAL SIZE (IN.)	THREAD SIZE (IN.)	THREAD SIZES	
				FEMALE THREAD I.D. (IN.)	MALE THREAD O.D. (IN.)
-2	⅛	5/16	5/16 - 24	17/64	5/16
-3	3/16	⅜	⅜ - 24	21/64	⅜
-4	¼	7/16	7/16 - 20	25/64	7/16
-5	5/16	½	½ - 20	29/64	½
-6	⅜	9/16	9/16 - 18	½	9/16
-8	½	¾	¾ - 16	11/16	¾
-10	⅝	⅞	⅞ - 14	13/16	⅞
-12	¾	1 1/16	1 1/16 - 12	31/32	1 1/16
-14	⅞	1 3/16	1 3/16 - 12	1 7/64	1 3/16
-16	1	1 5/16	1 5/16 - 12	1 15/64	1 5/16
-20	1 ¼	1 ⅝	1 ⅝ - 12	1 35/64	1 ⅝
-24	1 ½	1 ⅞	1 ⅞ - 12	1 51/64	1 ⅞
-32	2	2 ½	2 ½ - 12	2 27/64	2 ½

Ermetto Flareless Tube

The flareless solid male will mate with a female flareless nut and compression sleeve only.

The male has straight threads and a 24° seat. The female has straight threads and has a compression sleeve for a sealing surface. The seal is made between the compression sleeve and the 24° seat on the male, and between the compression sleeve and the tubing on the female.

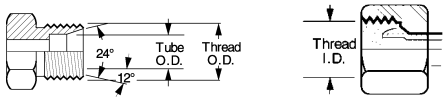

SIMILAR TO: Weatherhead 7000 series Parker ferrule lock

SAE Inverted Flare

The SAE 45° inverted flare male will mate with an SAE 42° inverted flare female only.

The male has straight threads and a 45° inverted flare. The female has straight threads and a 42° inverted flare. The seal is made on the 45° flare seat on the male and the 42° flare seat on the female.

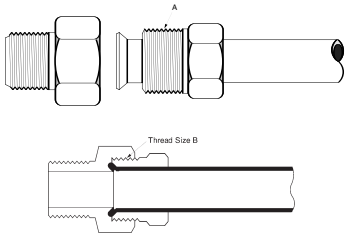

SPECIFICATIONS

DASH SIZE	NOMINAL SIZE (IN.)	THREAD SIZE (IN.)	THREAD SIZES	
			FEMALE THREAD I.D. (IN.)	MALE THREAD O.D. (IN.)
-2	1/8	5/16 - 28	9/32	5/16
-3	3/16	3/8 - 24	21/64	3/8
-4	1/4	7/16 - 24	25/64	7/16
-5	5/16	1/2 - 20	29/64	1/2
-6	3/8	5/8 - 18	37/64	5/8
-7	7/16	11/16 - 18	5/8	11/16
-8	1/2	3/4 - 16	45/64	3/4
-10	5/8	7/8 - 18	13/16	7/8
-12	3/4	1 1/16 - 16	1	1 1/16

Female Braze-On Stems

(FBO)

SPECIFICATIONS

DASH SIZE	TUBING O.D. "B" (IN.)
-4	1/4
-5	5/16
-6	3/8
-8	1/2
-10	5/8
-12	3/4
-16	1
-20	1 1/4
-24	1 1/2

NOTE: Can be brazed or welded to an existing thread end

Grease Fittings

Special Male Grease Fitting

1/8-27 Pipe Thread
(3-2MPG)

Special Female Grease Fitting

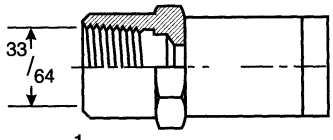

1/2-27 Tapered Thread
(4-8FG)

British

It is a common misconception that all foreign threads are metric. This is not always the case. There are two common thread forms: metric and Whitworth (BSP). The country of origin and the proper nomenclature for each is listed below.

SPECIFICATIONS

DASH SIZE	NOMINAL SIZE (IN.)	THREAD SIZE (IN.)	THREAD SIZES	
			FEMALE THREAD I.D. (IN.)	MALE THREAD O.D. (IN.)
-2	1/8	1/8 - 28	11/32	3/8
-4	1/4	1/4 - 19	15/32	17/32
-6	3/8	3/8 - 19	19/32	21/32
-8	1/2	1/2 - 14	3/4	13/16
-10	5/8	5/8 - 14	13/16	29/32
-12	3/4	3/4 - 14	31/32	1 1/32
-16	1	1 - 11	1 7/32	1 11/32
-20	1 1/4	1 1/4 - 11	1 17/32	1 21/32
-24	1 1/2	1 1/2 - 11	1 25/32	1 7/8
-32	2	2 - 11	2 7/32	1 11/32

British Standard Pipe Parallel

Popular couplings have British Standard Pipe (BSP) threads, also known as Whitworth threads. These can be parallel (BSPP) or tapered (BSPT), with a 30° inverted flare. Flanges are equivalent to SAE Code 61 or Code 62 (except -10*). Port connections are usually made with BSPP threads and a soft metal cutting ring for sealing. The BSPP (parallel) male will mate with a BSPP (parallel) female or a female port.

The BSPP male has straight threads and a 30° seat. The BSPP female has straight threads and a 30° seat. The female port has straight threads and a spotface. The seal on the port is made with an O-Ring or soft metal washer on the male or both.

The BSPP (parallel) connector is similar to, but not interchangeable with, the NPSM connector. The thread pitch is different in most sizes, and the thread angle is 55° instead of the 60° angle found on NPSM threads.

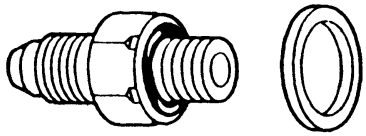

SPECIFICATIONS

DASH SIZE	NOMINAL SIZE (IN.)	THREAD SIZE (IN.)	THREAD SIZES	
			FEMALE THREAD I.D. (IN.)	MALE THREAD O.D. (IN.)
-2	1/8	1/8 - 28	11/32	3/8
-4	1/4	1/4 - 19	15/32	17/32
-6	3/8	3/8 - 19	19/32	21/32
-8	1/2	1/2 - 14	3/4	13/16
-10	5/8	5/8 - 14	13/16	29/32
-12	3/4	3/4 - 14	31/32	1 1/32
-16	1	1 - 11	1 7/32	1 11/32
-20	1 1/4	1 1/4 - 11	1 17/32	1 21/32
-24	1 1/2	1 1/2 - 11	1 25/32	1 7/8
-32	2	2 - 11	2 7/32	1 11/32

British Standard Pipe Tapered

The BSPT (tapered) male will mate with a BSPT (tapered) female, or a BSPP (parallel) female.

The BSPT male has tapered threads. When mating with either the BSPT (tapered) female or the BSPP (parallel) female port, the seal is made on the threads.

The BSPT connector is similar to, but not interchangeable with, the NPTF connector. The thread pitch is different in most cases, and the thread angle is 55° instead of the 60° angle found on NPTF threads.

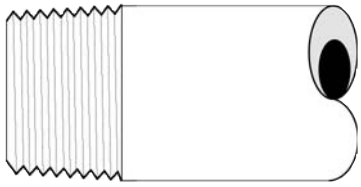

French

Popular couplings are French GAZ. These have a 24° seat and metric threads. These are similar to German DIN couplings, but the threads are different in some sizes. Although both are metric threads, the French use fine threads in all sizes and German DIN couplings use coarse threads in larger sizes. French tube O.D.'s are fractional millimeters. Most port connections are flange connections. French flanges are different than SAE, they have a lip that protrudes from the flange face. **These are called Poclain style flanges.**

GAZ 24°

The French Metric (GAZ) male will mate with the female 24° cone or the female tube fitting.

The male has a 24° seat and straight metric threads. The female has a 24° seat or a tubing sleeve and straight metric threads.

When measuring the flare angle with the seat angle gauge, use the 12° gauge. (The seat angle gauge measures the angle from the connector centerline).

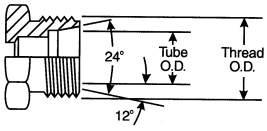

Male 24° Cone

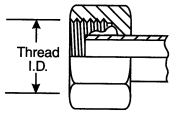

Female 24° Cone

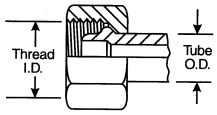

Female Tube Fitting

SPECIFICATIONS

METRIC THREAD SIZE	THREAD SIZES		TUBE O.D. (MM)
	FEMALE I.D. (MM)	MALE O.D. (MM)	
M20X1.5	18.5	20.0	13.25
M24X1.5	22.5	24.0	16.75
M30X1.5	28.5	30.0	21.25
M36X1.5	34.5	36.0	26.75
M45X1.5	43.5	45.0	33.50
M52X1.5	50.5	52.0	42.25

GAZ Poclain 24° Flange

The Poclain (French GAZ) 24° high pressure flange is usually found on Poclain equipment.

The male flange will mate with a female flange or a port. The seal is made on the 24° seat.

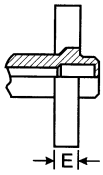

Male Flange

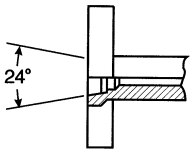

Female Flange

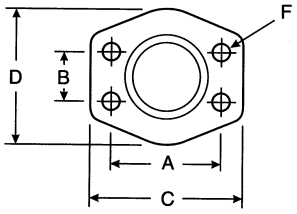

Flange Clamp

SPECIFICATIONS

NOMINAL SIZE (IN.)	"A" (IN.)	"B" (IN.)	"C" (IN.)	"D" (IN.)	"E" (IN.)	"F" (IN.)
½	1.57	.72	2.20	1.89	.55	.35
⅝	1.57	.72	2.20	1.89	.55	.35
¾	2.00	.94	2.75	2.38	.71	.43

SPECIFICATIONS

METRIC THREAD SIZE	THREAD SIZES		TUBE O.D.	
	FEMALE I.D. (MM)	MALE O.D. (MM)	LIGHT (L) SERIES (MM)	HEAVY (S) SERIES (MM)
M12X1.5	10.5	12.0	6	–
M14X1.5	12.5	14.0	8	–
M16X1.5	14.5	16.0	10	8
M18X1.5	16.5	18.0	12	10
M20X1.5	18.5	20.0	14	12
M22X1.5	20.5	22.0	15	14
M24X1.5	22.5	24.0	–	16
M26X1.5	24.5	26.0	18	–
M30X2.0	28.0	30.0	22	20
M36X2.0	34.0	36.0	28	25
M42X2.0	40.0	42.0	–	30
M45X2.0	43.0	45.0	35	–
M52X2.0	50.0	52.0	42	38

German DIN

DEUTSCHE INDUSTRIAL NORME

Popular couplings are German DIN (Deutsche Industrial Norme). A coupling referred to as metric, usually means a DIN coupling. Flanges are standard Code 61 or Code 62 (except -10)*.

DIN 24° Cone

The DIN 24° cone male will mate with any of the three females shown.

The male has a 24° seat, straight metric threads, and a recessed counterbore which matches the tube O.D. of the coupling used with it. The mating female is a 24° cone with O-Ring, a metric tube fitting or a universal 24° or 60° cone.

There is a light and heavy series DIN coupling. Proper identification is made by measuring both the thread size and the tube O.D. (The heavy series has a smaller tube O.D. than the light, but has a thicker wall section.)

When measuring the flare angle with the seat angle gauge, use the 12° gauge. (The seat angle gauge measuring the angle from the connector centerline.)

The nuts used with steel tubing will generally have an 'S', 'L', or 'LL' stamped on the rear of the hex to indicate the Heavy, Light, or Extra Light series. (Extra Light is available on special order in sizes — 8, 10, 12mm tube O.D.)

DIN 24° Male and Mating Females

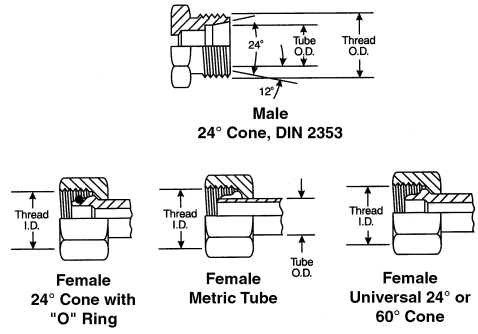

SPECIFICATIONS

METRIC THREAD SIZE	THREAD SIZES		TUBE O.D. (MM)
	FEMALE I.D. (MM)	MALE O.D. (MM)	
M12X1.5	10.5	12.0	6
M14X1.5	12.5	12.5	8
M16X1.5	14.5	14.5	10
M18X1.5	16.5	16.5	12
M20X1.5	18.5	18.5	14
M22X1.5	20.5	20.5	15
M24X1.5	22.5	22.5	–
M26X1.5	24.5	24.5	18
M30X2.0	28.0	28.0	22

DIN 60° Cone

The DIN 60° cone male will mate with the female universal 24° or 60° cone connector only.

The male has a 60° seat and straight metric threads. The female has a 24° and 60° universal seat and straight metric threads.

When measuring the flare angle with the seat angle gauge, use the 30° gauge. (The seat angle gauge measures the angle from the connector centerline).

DIN 60° Male and Mating Female

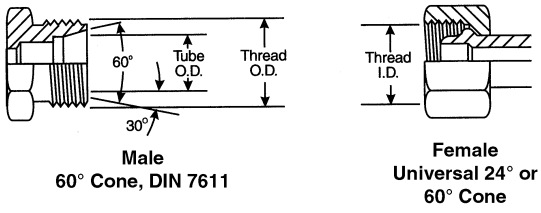

DIN 3852 Couplings Type A & B

Parallel Threads

The male DIN 3852 Type A & B couplings will mate with the female DIN coupling shown below.

The male and female type A & B couplings have straight threads. Table 1 refers to straight metric threads, and Table 2 refers to straight Whitworth threads. The seal occurs when the ring seal (Type A) or the face seal (Type B) mates with the face of the female port.

There are two series of DIN 3852 Type A & B couplings, the light (L) and the heavy (S) series.

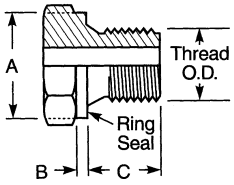

Male
Type A, DIN 3852, Sheets 1 & 2

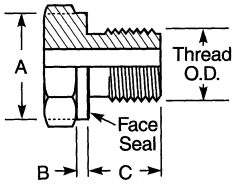

Male
Type B, DIN 3852, Sheets 1 & 2

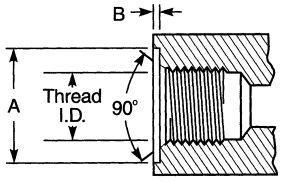

Female
Types A & B, DIN 3852, Sheets 1 & 2

SPECIFICATIONS

		MALE TABLE 1					MALE TABLE 2					FEMALE TABLE 1				FEMALE TABLE 2			
		MALE METRIC THREAD PARALLEL DIN 3852 TYPE A & B					MALE WHITWORTH THREAD PARALLEL DIN 3852 TYPE A & B					FEMALE METRIC THREAD PARALLEL DIN 3852 TYPE A & B				FEMALE WHITWORTH THREAD PARALLEL DIN 3852 TYPE A & B			
SERIES	TUBE O.D. (MM)	METRIC THREAD SIZE (MM)	THREAD O.D. (MM)	"A" (MM)	"B" (MM)	"C" (MM)	WHITWORTH THREAD SIZE (IN)	THREAD O.D. (IN.)	"A" (MM)	"B" (MM)	"C" (MM)	METRIC THREAD SIZE (MM)	THREAD I.D. (MM)	"A" (MM)	"B" (MM)	WHITWORTH THREAD SIZE (IN)	THREAD O.D. (IN.)	"A" (MM)	"B" (MM)
(L)	6	10X1	10	14	1.5	8	⅛ - 28	⅜	14	1.5	8	10X1	8.5	15	1.0	⅛ - 28	11/32	15	1.0
Light	8	12X1.5	12	17	2.0	12	¼ - 19	½	17	2.0	12	12X1.5	10.5	18	1.5	¼ - 19	15/32	19	1.5
"	10	14X1.5	14	19	2.0	12	¼ - 19	½	19	2.0	12	14X1.5	12.5	20	1.5	¼ - 19	15/32	19	1.5
"	12	16X1.5	16	21	2.5	12	⅜ - 19	21/32	21	2.5	12	16X1.5	14.5	22	1.5	⅜ - 19	19/32	23	2.0
"	15	18X1.5	18	23	2.5	12	½ - 14	13/16	23	2.5	12	18X1.5	16.5	24	2.0	½ - 14	¾	27	2.5
"	18	22X1.5	22	27	3.0	14	½ - 14	13/16	27	3.0	14	22X1.5	20.5	28	2.5	½ - 14	¾	27	2.5
"	22	26X1.5	26	31	3.0	16	¾ - 14	1 1/32	31	3.0	16	26X1.5	24.5	32	2.5	¾ - 14	31/32	33	2.5
"	28	33X2	33	39	3.0	18	1 - 11	1 5/16	39	3.0	18	33X2	31.5	40	2.5	1 - 11	1 7/32	40	2.5
"	35	42X2	42	49	3.0	20	1 ¼ - 11	1 21/32	49	3.0	20	42X2	40.5	50	2.5	1 ¼ - 11	1 17/32	50	2.5
"	42	48X2	48	55	3.0	22	1 ½ - 11	1 ⅞	55	3.0	22	48X2	46.5	56	2.5	1 ½ - 11	1 25/32	56	2.5
(S)	6	12X1.5	12	17	2.0	12	¼ - 19	½	17	2.0	12	12X1.5	10.5	18	1.5	¼ - 19	15/32	19	1.5
Heavy	8	14X1.5	14	19	2.0	12	¼ - 19	½	19	2.0	12	14X1.5	12.5	20	1.5	¼ - 19	15/32	19	1.5
"	10	16X1.5	16	21	2.5	12	⅜ - 19	21/32	21	2.5	12	16X1.5	14.5	22	1.5	⅜ - 19	19/32	23	2.0
"	12	18X1.5	18	23	2.5	12	⅜ - 19	21/32	23	2.5	12	18X1.5	16.5	24	2.0	⅜ - 19	19/32	23	2.0
"	14	20X1.5	20	25	3.0	14	½ - 14	13/16	25	3.0	14	20X1.5	18.5	26	2.0	½ - 14	¾	27	2.5
"	16	22X1.5	22	27	3.0	14	½ - 14	13/16	27	3.0	14	22X1.5	20.5	28	2.5	½ - 14	¾	27	2.5
"	20	27X2	27	32	3.0	16	¾ - 14	1 1/32	32	3.0	16	27X2	25.5	33	2.5	¾ - 14	31/32	33	2.5
"	25	33X2	33	39	3.0	18	1 - 11	1 5/16	39	3.0	18	33X2	31.5	40	2.5	1 - 11	1 7/32	40	2.5
"	30	42X2	42	49	3.0	20	1 ¼ - 11	1 21/32	49	3.0	20	42X2	40.5	50	2.5	1 ¼ - 11	1 17/32	50	2.5
"	38	48X2	48	55	3.0	22	1 ½ - 11	1 ⅞	55	3.0	22	48X2	46.5	56	2.5	1 ½ - 11	1 25/32	56	2.5

DIN 3852 Type C Metric and Whitworth Tapered Thread Connections

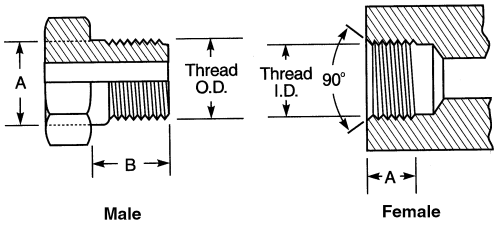

The DIN 3852 Type C couplings are available with either metric or Whitworth British thread. The male will mate only with the female as shown.

The male and female couplings have tapered threads. Table 1 refers to tapered metric threads, and Table 2 refers to tapered Whitworth threads. The seal takes place on the threads.

There are three series of DIN 3852 Type C couplings: extra light (LL), light (L) and heavy (S).

SPECIFICATIONS

		MALE TABLE 1				MALE TABLE 2				FEMALE TABLE 1			FEMALE TABLE 2		
		MALE DIN 3852 TYPE C METRIC TAPERED THREADS				MALE DIN 3852 TYPE C WHITWORTH TAPERED THREADS				FEMALE DIN 3852 TYPE C METRIC TAPERED THREAD			FEMALE DIN 3852 TYPE C WHITWORTH TAPERED THREADS		
SERIES	TUBE O.D. (MM)	METRIC THREAD SIZE (MM)	"A" (MM)	"B" (MM)	THREAD O.D. (MM)	WHITWORTH THREAD SIZE (IN)	"A" (MM)	"B" (MM)	THREAD O.D. (IN.)	METRIC THREAD SIZE (MM)	THREAD I.D. (MM)	"A" (MM)	WHITWORTH THREAD SIZE (IN)	THREAD I.D. (IN.)	"A" (MM)
(LL)	4	8X1	8.40	8	8	⅛ - 28	.392	8	⅛	8X1	6.5	5.5	⅛ - 28	11/32	5.5
Extra	5	8X1	8.40	8	8	⅛ - 28	.392	8	⅛	8X1	6.5	5.5	⅛ - 28	11/32	5.5
Light	6	10X1	10.40	8	10	⅛ - 28	.392	8	⅛	10X1	8.5	5.5	⅛ - 28	11/32	5.5
	8	10X1	10.40	8	10	⅛ - 28	.392	8	⅛	10X1	8.5	5.5	⅛ - 28	11/32	5.5
(L)	6	10X1	10.40	8	10	⅛ - 28	.392	8	⅛	10X1	8.5	5.5	⅛ - 28	11/32	5.5
Light	8	12X1.5	12.53	12	12	¼ - 19	.532	12	¼	12X1.5	10.5	8.5	¼ - 19	15/32	8.5
	10	14X1.5	14.53	12	14	¼ - 19	.532	12	¼	14X1.5	12.5	8.5	¼ - 19	15/32	8.5
	12	16X1.5	16.53	12	16	⅜ - 19	.670	12	⅜	16X1.5	14.5	8.5	⅜ - 19	19/32	8.5
	15	18X1.5	18.53	12	18	½ - 14	.839	14	½	18X1.5	16.5	8.5	½ - 14	¾	8.5
	18	22X1.5	22.65	14	22	½ - 14	.839	14	½	22X1.5	20.5	10.5	½ - 14	¾	10.5
(S)	6	12X1.5	12.53	12	12	¼ - 19	.532	12	¼	12X1.5	10.5	8.5	¼ - 19	15/32	8.5
Heavy	8	14X1.5	14.53	12	14	¼ - 19	.532	12	¼	14X1.5	12.5	8.5	¼ - 19	15/32	8.5
	10	16X1.5	16.53	12	16	⅜ - 19	.670	12	⅜	16X1.5	14.5	8.5	⅜ - 19	19/32	8.5
	12	18X1.5	18.53	12	18	⅜ - 19	.670	12	⅜	18X1.5	16.5	8.5	⅜ - 19	19/32	8.5
	14	20X1.5	20.65	14	20	½ - 14	.839	14	½	20X1.5	18.5	10.5	½ - 14	¾	10.5
	16	22X1.5	22.65	14	22	½ - 14	.839	14	½	22X1.5	20.5	10.5	½ - 14	¾	10.5

SPECIFICATIONS

METRIC STNADPIPE DIN TUBE O.D. (MM)	BITE SLEEVE DIN TUBE O.D. (MM)	METRIC NUT THREAD	
		LIGHT	HEAVY
6	6	M12X1.5	–
8	8	M14X1.5	M16X1.5
10	10	M16X1.5	M18X1.5
12	12	M18X1.5	M20X1.5
15	15	M22X1.5	–
16	16	–	M24X1.5
18	18	M26X1.5	–
20	20	–	M30X2
22	22	M30X2	–
25	25	–	M36X2
28	28	M36X2	–
30	30	–	M42X2
35	35	M45X2	–
38	38	–	M52X2
42	42	M52X2	–

Metric Standpipe Assembly

A metric standpipe assembly is comprised of three components attached to a male fitting. The components are: a Standpipe, Bite Sleeve and Metric Nut. The nut is placed over the Standpipe, followed by the Bite Sleeve (see illustration below). For DIN light assemblies, a DIN light metric nut is used. For DIN heavy assemblies, a DIN heavy metric nut is used. The Bite Sleeve and Standpipe are selected on the basis of tube O.D. required.

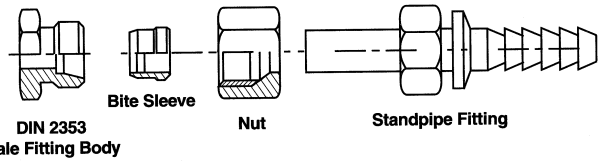

Japanese

There are two popular coupling styles in Japan:

1. All Komatsu equipment uses couplings with a 30° seat and metric fine threads. All flanges are Code 61 or Code 62 (except -10)*.
2. Most other Japanese equipment uses couplings with a 30° seat and British Standard Pipe Parallel threads, usually called JIS (Japanese Industrial Standard) couplings. They are not interchangeable with British couplings, since the flare is not inverted. All flanges are Code 61 or Code 62 (except -10)*.
3. Popular on Mitsubishi equipment.

Japanese 30° Flare Parallel Threads

These Japanese 30° flare male connector will mate with a Japanese 30° flare female only.

The male and female have straight threads and a 30° seat. The seal is made on the 30° seat.

The threads on the Japanese 30° flare connector conform to JIS B 0202, which are the same as the BSPP threads. Both the British and Japanese connectors have a 30° seat, but they are not interchangeable, because the British seat is inverted.

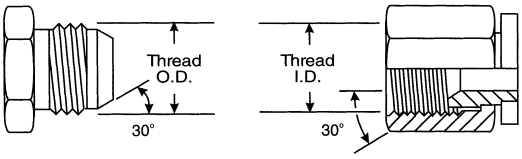

Male Female

SPECIFICATIONS

DASH SIZE	NOMINAL SIZE (IN.)	THREAD SIZE (IN.)	THREAD SIZES	
			FEMALE THREAD I.D. (IN.)	MALE THREAD O.D. (IN.)
-2	1/8	1/8 - 28	11/32	3/8
-4	1/4	1/4 - 19	7/16	17/32
-6	3/8	3/8 - 19	19/32	21/32
-8	1/2	1/2 - 14	3/4	13/16
-10	5/8	5/8 - 14	13/16	29/32
-12	3/4	3/4 - 14	15/16	1 1/32
-16	1	1 - 11	1 3/16	1 5/16
-20	1 1/4	1 1/4 - 11	1 17/32	1 21/32
-24	1 1/2	1 1/2 - 11	1 25/32	1 7/8
-32	2	2 - 11	2 7/32	1 11/32

Japanese Tapered Pipe Threads

The Japanese tapered pipe thread connector is identical to and fully interchangeable with the BSPT (tapered) connector. The Japanese connector does not have a 30° Flare, and will not mate with the BSPP female.

The threads conform to JIS B 0203, which are the same as BSPT threads.

The seal on the Japanese tapered pipe thread connector is made on the threads.

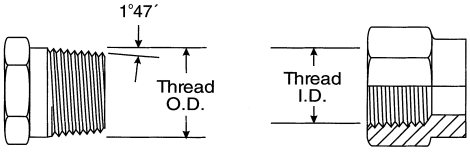

Male Female

SPECIFICATIONS

DASH SIZE	NOMINAL SIZE (IN.)	THREAD SIZE (IN.)	PARALLEL	
			FEMALE THREAD I.D. (IN.)	MALE THREAD O.D. (IN.)
-2	1/8	1/8 - 28	11/32	3/8
-4	1/4	1/4 - 19	7/16	17/32
-6	3/8	3/8 - 19	19/32	21/32
-8	1/2	1/2 - 14	3/4	13/16
-12	3/4	3/4 - 14	15/16	1 1/32
-16	1	1 - 11	1 3/16	1 5/16
-20	1 1/4	1 1/4 - 11	1 17/32	1 21/32
-24	1 1/2	1 1/2 - 11	1 25/32	1 7/8
-32	2	2 - 11	2 7/32	2 11/32

* (-10 is a non-SAE size flange)

SPECIFICATIONS

DASH SIZE	NOMINAL SIZE (IN.)	NOMINAL SIZE (MM)	METRIC THREAD SIZE (IN.)	THREAD SIZES FEMALE THREAD I.D. (MM)	THREAD SIZES MALE THREAD O.D. (MM)
-6	⅜	9.5	M18X1.5	16.5	18
-8	½	13.0	M22X1.5	20.5	22
-10	⅝	16.0	M24X1.5	22.5	24
-12	¾	19.0	M30X1.5	28.5	30
-16	1	25.0	M33X1.5	31.5	33
-20	1 ¼	32.0	M36X1.5	34.5	36
-24	1 ½	38.0	M42X1.5	40.5	42

Komatsu Style 30° Flare

PARALLEL THREADS

The Komatsu Style 30° Flare parallel thread connector is identical to the Japanese 30° Flare parallel thread connector except for the threads. The Komatsu style connector uses Metric fine threads which conform to JIS B 0207.

The Komatsu style connector seals on the 30° Flare.

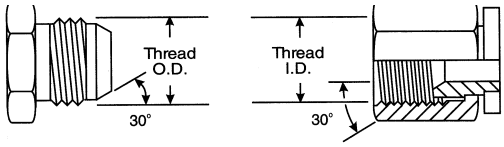

Male Female

SPECIFICATIONS

DASH SIZE	NOMINAL SIZE (IN.)	NOMINAL SIZE (MM)	FLANGE O.D. (IN.)	"A" (IN.)	"B" (IN.)
-8	½	12.7	1.188	0.728	0.984
-10*	⅝	15.9	1.345	0.728	1.102
-12	¾	19.1	1.500	0.846	1.220
-16	1	25.4	1.750	1.122	1.496
-20	1 ¼	31.8	2.000	1.358	1.732
-24	1 ½	38.1	2.375	1.750	2.125
-32	2	50.8	2.812	2.225	2.559

* (-10 is a non-SAE size flange)

Komatsu Style Flange Fitting

The Komatsu Style Flange fitting is nearly identical to and fully interchangeable with the SAE Code 61 flange fitting. In all sizes the O-Ring dimensions are different. When replacing a Komatsu style flange with an SAE style flange, an SAE style O-Ring must always be used.

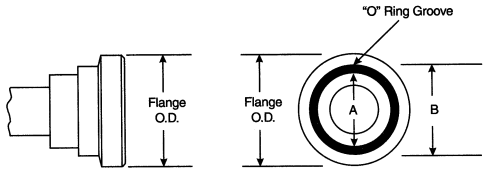

Flange Flange Head

Brass Fitting & Steel Adapters Identification

Fitting Thread Size Comparison Chart

The male connections have (Male unified thread class 2 fit) UN-2A specification threads and the female connections have (Female unified thread class 2 fit) UN-2B specification threads.

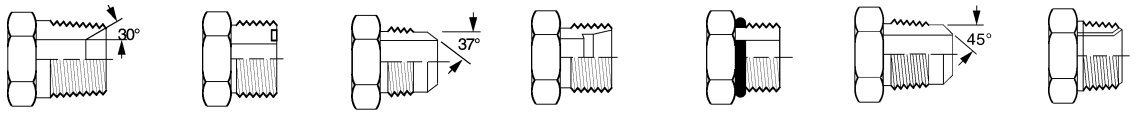

SIZE	PIPE SIZE	FLAT FACE O-RING	37° FLARE FLARE-TWIN®	ERMETO® 7000 SERIES	STRAIGHT THREAD O-RING BOSS	45° FLARE	INVERTED FLARE
1/8	1/8 - 27	–	5/16 - 24	5/16 - 24	5/16 - 24	5/16 - 24	5/16 - 28
3/16	–	–	3/8 - 24	3/8 - 24	3/8 - 24	3/8 - 24	3/8 - 24
1/4	1/4 - 18	9/16 - 18	7/16 - 20	7/16 - 20	7/16 - 20	7/16 - 20	7/16 - 24
5/16	–	–	1/2 - 20	1/2 - 20	1/2 - 20	1/2 - 20	1/2 - 20
3/8	3/8 - 18	11/16 - 16	9/16 - 18	9/16 - 18	9/16 - 18	5/8 - 18	5/8 - 18
7/16	–	–	–	–	–	11/16 - 16	11/16 - 18
1/2	1/2 - 14	13/16 - 16	3/4 - 16	3/4 - 16	3/4 - 16	3/4 - 16	3/4 - 18
5/8	–	1 - 14	7/8 - 14	7/8 - 14	7/8 - 14	7/8 - 14	7/8 - 18
3/4	3/4 - 14	1 3/16 - 12	1 1/16 - 12	1 1/16 - 12	1 1/16 - 12	1 1/16 - 14	1 1/16 - 16
7/8	–	1 3/16 - 12	1 3/16 - 12	1 3/16 - 12	1 3/16 - 12	–	1 3/16 - 16
1	1 - 11 1/2	1 7/16 - 12	1 5/16 - 12	1 5/16 - 12	1 5/16 - 12	–	1 5/16 - 16
1 1/4	1 1/4 - 11 1/2	1 11/16 - 12	1 5/8 - 12	1 5/8 - 12	1 5/8 - 12	–	–
1 1/2	1 1/2 - 11 1/2	2 - 12	1 7/8 - 12	1 7/8 - 12	1 7/8 - 12	–	–
2	2 - 11 1/2	–	2 1/2 - 12	2 1/2 - 12	2 1/2 - 12	–	–
2 1/2	2 1/2 - 8	–	3 - 12	–	–	–	–
3	3 - 8	–	3 1/2 - 12	–	–	–	–

Tube Fittings

There are four basic types of tube fittings: Flare, Flareless, Straight Thread O-Ring, and Flat Face O-Ring Seal. Tube fittings seal in two ways. Flare and Flareless fittings use metal to metal contact joints. Straight Thread O-Ring and Flat Face O-Ring fittings use a rubber O-Ring. Where extreme vibration is present, use Flareless, Straight Thread or Flat Face O-Ring Seal fittings.

SIZING: For accuracy, it is recommended the male thread be measured. Measure the outside diameter. For our example use 7/16". Next measure the threads per inch - use 20. Our fitting size measures 7/16 - 20. Refer to the thread chart on this page for appropriate tube size and illustration.

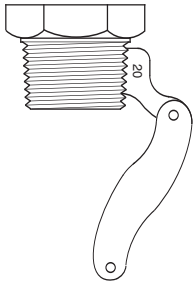

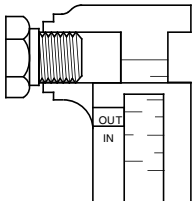

Pipe Fittings

The American Society of Automotive Engineers in cooperation with industry set up a standard for improvement in pipe threads. This improvement is known as the Dryseal Pipe Thread. All Weatherhead pipe threads are American Standard Taper Dryseal Pipe Threads (NPTF). The metal to metal seal is formed by contact at the thread crest and root.

Nominal pipe sizes do not agree with either the I.D., O.D., or thread sizes. To determine pipe sizes (up to 1 1/4") measure the diameter of the threads and subtract 1/4". For example, subtract 1/4" from a 1" pipe to obtain the nominal pipe size of 3/4".

Pipe sizes can also be given in 'dash numbers'. A dash number is always the numerator of an inch over 16th. For instance, if the pipe O.D. measures 1/2", that would be converted to 16ths (8/16), but be written as -8.

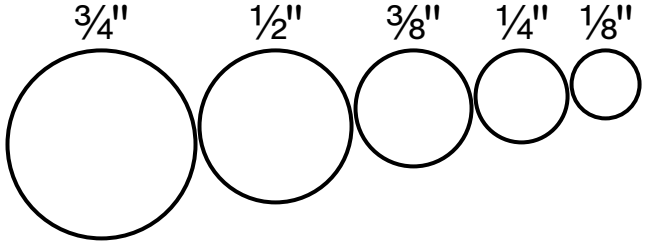

Compression Fittings

APPLICATION: Instrumentation, hydraulic and pneumatic systems.

PRESSURE: Working pressure up to 2000 psi with a 4:1 safety factor depending on tube size. When using plastic tubing, use the working pressure for type used.

VIBRATION: Fair resistance - use long nut when greater vibration resistance is needed.

TEMPERATURE RANGE: -65°F to +250°F (-53°C to +121°C) range at maximum operating pressures. (Refer to tubing temperature range.)

MATERIAL: CA360 Brass.

USED WITH: Aluminum, copper and plastic tubing. Not recommended for steel tubing.

ADVANTAGES: Low cost. Easy to assemble, no flaring. Available with long or short nut. Broad selection of styles and sizes.

CONFORMATION: Listed by Underwriter's Laboratories (available on special order) for flammable liquids. Meets specifications and standards of ASA, ASME and SAE.

HOW TO ORDER: Compression fittings are ordered as complete assemblies (body, nut and sleeve). To order assembly supplied with long nuts, simply add the prefix "1" to the catalog number. Example: 68X4 with long nut becomes 168X4.

SPECIFICATIONS

TUBE O.D. (IN.)	THREAD SIZE-B (IN.)
1/8	5/16 - 24
3/16	3/8 - 24
1/4	7/16 - 24
5/16	1/2 - 24
3/8	9/16 - 24
7/16	5/8 - 24
1/2	11/16 - 20
5/8	13/16 - 18
3/4	1 - 18
1	1 1/4 - 18

Assembly Instructions:

1. Cut tubing to desired length.
2. Slide nut and then sleeve on tube. Threaded end "A" of nut must face toward fitting.
3. Insert tubing into fitting body. Be sure tubing is bottomed on fitting shoulder.
4. Lubricate threads and assemble nut to fitting body.
5. Tighten nut hand tight. From that point, tighten with a wrench the number of turns indicated in the chart below.

SPECIFICATIONS

TUBE SIZE (IN.)	ADDITIONAL TURNS FROM HAND TIGHT
1/8 thru 1/4	1 - 1/4
5/16	1 - 3/4
3/8 thru 1	2 - 1/4

Label Set: W-8022

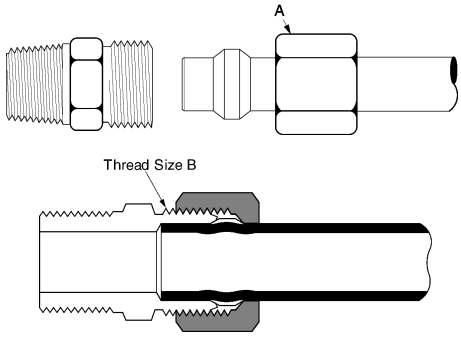

Polyline® Flareless

Assembly Instructions:

1. Cut tubing to desired length.
2. Slide nut and then sleeve on tube. Threaded end "A" of nut must face toward fitting.
3. Bottom tubing into fitting.
4. Plastic sleeve - tighten nut, hand tight.
5. Brass sleeve - tighten nut, hand tight, then additional ¾ turn.

Label Set: FS-2100

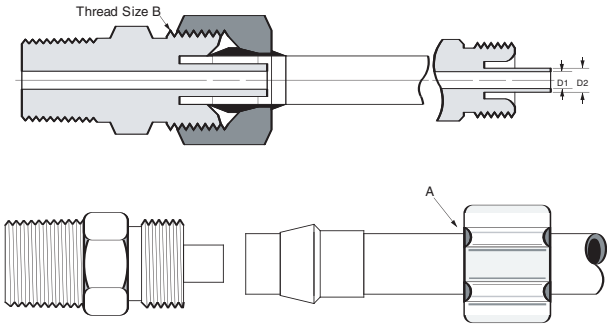

APPLICATION: Pneumatic instrumentation circuits, lubricant and cooling lines.

PRESSURE: Working pressure up to 500 psi with a 4:1 safety factor depending on tube size. When using plastic tubing, use the working pressure for type used.

VIBRATION: Excellent resistance.

TEMPERATURE RANGE: Depends on tubing used. -65°F to +250°F (-53°C to +121°C) with brass sleeve, -40°F to +150°F (-40°C to +66°C) with plastic sleeve. (Refer to tubing temperature range in tubing section.)

MATERIAL: CA360 brass body, plastic sleeve.

USED WITH: Aluminum, copper and hard plastic tubing requires brass sleeve. PT200 and PT240 plastic tubing and plastic sleeve. Not recommended for steel tubing.

ADVANTAGES: No flaring of tubing required. Easy installation, captive sleeve, preassembled for installation and can be reassembled.

CONFORMATION: An exclusive item with Weatherhead. User approvals only.

HOW TO ORDER: Order ¼" O.D. tubing with .040 wall, use suffix X4. Example: 1262X4. When .062 wall is desired, use suffix X46. Example: 1262X46.

NOTE: ⅛" and 3⁄16" tube O.D. assemblies are supplied with brass sleeves and no inserts.

SPECIFICATIONS

SIZE (IN.)	TUBE O.D. (IN.)	THREAD SIZE-B (IN.)	FLOW DIA (D1) (IN.)	SUPPORT DIA. (D2) (IN.)
X2	⅛	5⁄16 - 24	.094*	–
X3	3⁄16	⅜ - 24	.125*	–
X46	¼	⅜ - 24	.078	.120
X4	¼	⅜ - 24	.125	.166
X5	5⁄16	7⁄16 - 24	.141	.180
X6	⅜	½ - 24	.203	.245
X8	½	11⁄16 - 20	.312	.370

*No tube support in assembly - Flow Diameter for body only

Push to Connect

Assembly Instructions:

1. To connect, simply push the tubing into the fitting.
2. To disconnect, depress the collet ring with two fingers and withdraw.

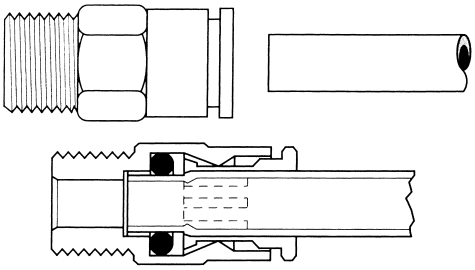

APPLICATION: Compressed air, pneumatic instrumentation, circuit, lubricant and cooling lines.

PRESSURE: Up to 250 psi depending on tube size.

SEALING METHOD: O-Ring of Buna-N construction.

TEMPERATURE RANGE: -40°F to +200°F (-40°C to +93°C.)

MATERIAL: Brass.

VACUUM: Fittings rated at 29.5 inches of Mercury vacuum.

USED WITH: PT230 and TP160 nylon, and PT240 Polyethylene tubing.

ADVANTAGES: Ease of assembly. No tools required, reusability of fittings and the time savings of assembly and disassembly.

HOW TO ORDER: Individually by catalog number.

GATES HOSE SELCTION CHART

Standard Industry	Description	Contruction (Reinforcement)	Use	Page #	Temp Range	Dash Size vs. Rated Workign Pressure (psi)															
						-2	-3	-4	-5	-6	-8	-10	-12	-16	-20	-24	-32	-40	-48	-56	-64
SAE 100R15	EFG6K	4&6-spiral, wire	Extreme High Pressure, Petrol, Oils	21	-40 +250	0	0	0	0	6000	6000	6000	6000	6000	6000	0	0	0	0	0	0
SAE 100R13	EFG5K	4&6-spiral, wire	Extreme High Pressure, Petrol, Oils	5, 21	-40 +250	0	0	0	0	5000	5000	5000	5000	5000	5000	0	0	0	0	0	0
SAE 100R12	EFG4K	4&6-spiral, wire	Extreme High Pressure, Petrol, Oils	9	-40 +250	0	0	0	0	4000	4000	4000	4000	4000	4000	0	0	0	0	0	0
SAE 100R15	G6K	4&6-spiral, wire	Extreme High Pressure	9	-40 +250	0	0	0	0	6000	6000	6000	6000	6000	6000	6000	0	0	0	0	0
SAE 100R13	G5K	4&6-spiral, wire	Extreme High Pressure Petrol, Oils	8, 21	-40 +250	0	0	0	0	0	5000	5000	5000	5000	5000	5000	5000	0	0	0	0
SAE 100R12	G4K	4-spiral, wire	Extreme High Pressure Petrol, Oils	9	-40 +250	0	0	0	0	0	0	4000	4000	4000	4000	0	0	0	0	0	0
SAE 100R12	G3K	4-spiral, wire	Extreme High Pressure Petrol, Oils	9, 47	-40 +250	0	0	0	0	0	0	0	0	0	3000	3000	3000	0	0	0	0
SAE 100R12	C12	4-spiral, wire	High Pressure, Petrol, Oils	9, 47	-40 +250	0	0	0	0	0	0	0	0	0	0	2500	2500	0	0	0	0
SAE 100R12	C12M	4-spiral, wire	High Pressure, Tight Bends Petrol, Oils	9, 47	-40 +250	0	0	0	0	4000	4000	0	4000	4000	3000	0	0	0	0	0	0
SAE 100R2 Type AT	G2	2-braid, wire	Petroleum Oils	11	-40 +212	0	0	5800	0	4800	4000	3625	3100	2400	1825	1300	1175	0	0	0	0
SAE 100R2 Type AT	G2L	2-braid, wire	Petroleum Oils, Low Temp.	21	-70 +212	0	0	5800	0	4800	4000	3625	3100	2400	1825	1300	0	0	0	0	0
SAE 100R16	M2T®	2-braid, wire	Tight Bends, High Flexibility	11	-40 +212	0	0	5000	0	4000	3500	3000	2250	2000	0	0	0	0	0	0	0
Gates Proprietary	M2T®	2-braid, wire	Tight Bends, High Flexibility	11	-40 +212	0	0	5000	0	4000	3500	3000	2250	2000	0	0	0	0	0	0	0
SAE 100R17	M4K+	2-braid, wire	Tight Bends, High Flexibility	12	-40 +212	0	0	4000	0	4000	4000	4000	4000	0	0	0	0	0	0	0	0
SAE 100R17	M3K	1 & 2-braid, wire	Tight Bends, High Flexibility	13, 47	-40 +212	0	0	3000	3000	3000	3000	3000	3000	3000	0	0	0	0	0	0	0
SAE 100R2 Type AT	G2H	2-braid, wire	High Temp.	11	-40 +275	0	0	0	0	0	0	0	0	0	1650	1300	1175	0	0	0	0
SAE 100R1 Type AT	G2AT-HMP	2-braid, wire	Multi-Fluid, High Temp.	11, 12	-40 +300	0	0	0	0	0	4250	3500	3000	0	0	0	0	0	0	0	0
SAE 100R1 Type AT	G1	1-braid, wire	Petroleum Oils	13	-40 +212	0	0	3275	3125	2600	2325	1900	1525	1275	925	725	600	0	0	0	0
SAE 100R3	G3H (C3/C3H)	2-braid, textile	Petrol.Oils, Antifreeze, Water, High Temp.	14	-40 +275			1,250		1,125	1,000		750	565	375						
SAE 100R6	GTH (C6H)	1-braid, textile	Petrol.Oils, Antifreeze, Water, High Temp.	21	-40 +275	0	0	400	400	400	400	350	300	0	0	0	0	0	0	0	0
SAE 100R4	G4H	2-spiral, textile	Return & Suction High Temp.	17, 21	-40 +275	0	0	0	0	0	0	0	300	212	200	0	0	0	0	0	0
SAE 100R4	GMV	2-spiral, textile	Return & Suction High Temp.	17, 21	-40 +275	0	0	0	0	0	0	0	350	300	250	162	112	68	62	56	56
SAE 30R2 Type 1 & 2	RLA	1-braid, textile	Return & Low Pressure	19, 21	-40 +12	0	0	250	250	250	200	200	200	160	0	0	0	0	0	0	0
	RLC	3-braid, textile	Return & Low Pressure	18, 21	-40 +275	0	0	0	0	0	0	0	0	200	200	200	200	150	150	150	0
	LOC	1-braid, textile	Petrol, Oils, Antifreeze, Water & Air	19, 21	-40 +212	0	0	300	0	300	300	300	300	0	0	0	0	0	0	0	0
	LOL	1-braid, textile	Petrol, Oils, Antifreeze, Water & Air	20, 21	-40 +212	0	0	300	300	300	300	300	300	0	0	0	0	0	0	0	0
SAE 100R5,Type AII	C5C	3-braid, T-W-T	Petr.Oil,Air Brake, Power Steering	15, 16, 21	-40 +212	0	0	3000	3000	2250	2000	1750	1500	800	625	500	350	350	0	0	0
SAE J1402,Type AII	C5D	3-braid, T-W-T	Petrol & Syn.Fluids, Air Brakes	16, 21	-40 +300*	0	0	1500	1500	1500	1250	1250	750	400	0	0	0	0	0	0	0
SAE J1527,SAE J1942	C5M	1-braid, wire	Marine Fuel & Oil	16	-40 +212	0	0	0	500	500	500	500	500	500	0	0	0	0	0	0	0
SAE 100R7	GT7 (C7S)	1-braid, polyester	Petroleum & Synthetic Fluids	21	-65 +200	2500	2500	2750	2500	2250	2000	0	1250	1000	0	0	0	0	0	0	0

WEATHERHEAD HOSE SELECTION CHART

Standard Industry	Description	Contruction (Reinforcement)	Use	Page #	Temp Range	Dash Size vs. Rated Workign Pressure (psi)									
						-3	-4	-5	-6	-8	-10	-12	-16	-20	-24
30R9	H077	Multi Fiber Braid	Elec. Fuel Injection	113	-30 +275	0	125	125	125	0	0	0	0	0	0
J1402/1/1, 100R1AT	H104	1 Steel Braid	Med. Pressure hyd. Lines	94-105	-40 +212	0	2750	0	2250	2000	1500	1250	1000	625	0
J1942/1, 100R17	H145	1 Steel Braid	High Pressure hyd. Lines	94-105	4-8 Size: -40 +250 10-16 Size: -40 +212	0	3045	0	3045	3045	3045	3045	3045	0	0
FDA accepted	H243	1 S. S. Braid	Teflon, high temp.	110-113	-40 +450	3000	3000	2500	2000	1750	0	1000	1000	0	0
J1942, 100R16	H245	2 Steel Braids	High Pressure, hydraulic, diesel fuel	93, 95-105	-40 +212	0	5000	0	4000	3500	2750	2250	2000	1625	0
J188 Type 2	H324	2 Fiber Braids	Power Steering	94-105	-40 +250	0	0	0	1500	0	0	0	0	0	0
USCG MSHA ABS	H425	2 Steel Braids	High Pressure hydraulic	93, 95-105	-40 +212	0	5000	0	4000	3500	2750	2250	2000	1625	1250
100R7	H435	2 Fiber Braids	Non Conductive hydraulic	110-113	-40 +200	0	2750	2500	2250	2000	0	1250	1000	0	0
100R7	H436	2 Fiber Braids	Perforated cover, hydraulic, CO2, nitrogen	110-113	-40 +200	0	2750	2500	2250	2000	0	1250	1000	0	0

SYNFLEX HOSE SELECTION CHART

Standard		Contruction			Temp	Dash Size vs. Rated Workign Pressure (psi)							
Industry	Description	(Reinforcement)	Use	Page #	Range	-3	-4	-5	-6	-8	-10	-12	-16
---	3630	Spiral Synthetic Fiber	Air and Water Transfer	119	-10 +150	0	300	300	300	300	300	0	300
100R7	3130	Sprial or Braided Synthetic Fiber	Medium Pressure	117	-40 +212	2500	3000	3000	2500	2250	2000	0	1250
100R1, R7	3580	Braided Bronz Coated Steel Wire	Medium Pressure	118	-40 +225	0	0	3500	0	3250	3000	0	2250
SAE 100R12	EFG3K	4-spiral,wire	Extremely High Pressure Petrol,Oils		-40 +250	0	0	0	0	0	0	0	0
ANSI	37AL	Braided Synthetic Fiber	Non-Conductive Medium Pressure	118	-65 +212	0	3000	3000	3000	3000	3000	0	0
100R8	3R80	Braided Synthetic Fiber	High Pressure	116	-40 +212	0	5000	5000	0	4000	3500	0	2250
100R8	3800	Braided High Tensile Fiber	High Pressure	116	-40 +212	6000	5000	5000	0	4000	3500	0	0
R18	Spectra 30CT	Braided Synthetic Fiber	Constant Pressure	117	-65 +200	0	3000	3000	3000	3000	3000	3000	0

PART NUMBER INDEX

Part #	Page #
0	
0112-RB	483
01400	363
01600	363
01700	363
02CTR	411
03-31-00660	261
03-31-00670	261
03-32-00076	261
03-32-00077	261
03-32-00091	261
03-32-00092	261
03-32-00094	261
03-32-00095	261
03-32-00352	261
03-32-01375	261
03-32-01490	261
03CTR	411
03ST	411
04CTR	411
04E-102	110, 293
04E-104	110, 293
04E-106	110, 293
04E-504	110, 295
04E-505	110, 295
04E-506	110, 295
04E-604	111, 297
04E-605	111, 297
04E-606	111, 297
04E-644	112, 297, 299
04E-645	112, 297, 299
04E-664	111, 299
04E-665	111, 299
04E-684	111, 298
04E-685	111, 298
04E-B03	112, 293
04E-B04	112, 293
04E-B05	112, 293
04E-B43	112, 298
04E-B44	112, 298
04E-B45	298
04E-B46	298
04E-B48	298
04E-B63	112, 298
04E-B64	112, 298
04E-J04	110, 293
04ST	411
04U-054	97
04U-06C	107
04U-08A	107
04U-08C	107
04U-102	95-96
04U-104	95-96
04U-106	95-96
04U-108	96
04U-10A	107
04U-10C	107
04U-14K	106
04U-154	106
04U-202	97
04U-204	97
04U-254	97
04U-354	106
04U-504	95, 97
04U-505	95, 97
04U-506	95, 97
04U-554	100
04U-58D	107
04U-604	95, 98
04U-605	95, 98
04U-606	95, 98
04U-60D	107
04U-664	95, 99
04U-665	99
04U-666	99
04U-684	99
04U-685	99
04U-754	105
04U-755	105
04U-A24	103
04U-A26	103
04U-A64	103
04U-A66	103
04U-B03	101
04U-B04	95, 101
04U-B05	101
04U-B43	101
04U-B44	101
04U-B45	101
04U-B63	101
04U-B64	101
04U-B65	101
04U-C34	105
04U-E64	102
04U-J04	95-96
04U-J34	103
04U-J36	103
04U-J38	103
04U-L64	102
04U-L66	102
04U-M04	96
04U-P04	100
04U-P05	100
04U-P06	100
04U-P54	106
04U-P74	106
04U-R66	101
04U-S64	102
04U-S66	102
04U-S68	102
04U-T04	105
05CTR	411
05E-104	110
05E-106	110, 293
05E-406	111, 297
05E-505	110, 293
05E-605	111, 297
05E-606	111, 297
05E-646	112, 299
05E-665	111, 299
05E-666	111, 299
05E-686	111, 298
05E-756	112, 296
05E-J04	110, 293
05ST	411
06916D-112	83
06916D-116	83
06916D-X26	84
06920D-120	83
06920D-620	84
06924D-124	83
06924D-624	84
06932D-132	83
06932D-632	84
06CTR	411
06E-104	110, 293
06E-106	110, 293
06E-108	110, 293
06E-406	111, 297
06E-466	111, 299
06E-506	110, 293
06E-508	110, 293
06E-606	111, 297
06E-608	111, 297
06E-646	112, 299
06E-648	112, 299
06E-666	111, 299
06E-668	111, 299
06E-686	298
06E-688	298
06E-755	112, 296
06E-756	112, 296
06E-B05	112
06E-B06	112, 295
06E-B45	112, 295
06E-B46	112
06E-B65	112
06E-B66	112
06E-J06	110, 293
06SST	411
06ST	411
06ST-065	411
06U-056	97
06U-06L	105
06U-104	95-96
06U-106	95-96
06U-108	95-96
06U-12A	107
06U-12C	107
06U-156	106
06U-18K	106
06U-204	97
06U-206	95, 97
06U-256	97
06U-306	98
06U-356	106
06U-358	106
06U-406	95, 98
06U-446	95, 99
06U-486	99
06U-506	95, 97
06U-508	95, 97
06U-510	97
06U-556	100
06U-604	98
06U-606	95, 98
06U-608	95, 98
06U-610	95, 98
06U-612	98
06U-62D	107
06U-644	99
06U-646	99
06U-664	99
06U-666	95, 99
06U-668	95, 99
06U-684	99
06U-686	95
06U-688	99
06U-754	105
06U-755	95, 105
06U-756	95, 105
06U-A24	103
06U-A26	103
06U-A28	103
06U-A66	103
06U-A68	103
06U-B04	101
06U-B05	95, 101
06U-B06	95, 101
06U-B07	101
06U-B44	101
06U-B45	101
06U-B46	95, 101
06U-B47	101
06U-B64	101
06U-B65	101
06U-B66	95, 101
06U-B67	101
06U-C36	105
06U-E66	102
06U-J04	95-96
06U-J06	95-96
06U-J08	96
06U-J36	103
06U-J38	103
06U-L06	105
06U-L66	102
06U-L68	102
06U-M04	96
06U-M06	96
06U-P06	100
06U-P08	100
06U-P10	100
06U-P56	106
06U-P58	106
06U-P76	106
06U-R06	100
06U-R08	100
06U-R66	101
06U-R68	101
06U-R70	101
06U-S66	102
06U-S68	102
06U-T06	105
06U-X60	98
08CTR	411
08E-106	110
08E-108	110, 293
08E-508	110, 293
08E-510	110, 293
08E-608	297
08E-610	297
08E-648	112, 299
08E-650	112, 299
08E-668	111, 299
08E-670	111, 299
08E-688	111, 298
08E-690	111, 298
08E-758	112, 296
08E-B08	112, 295
08E-B48	112
08E-B68	112
08E-J08	110
08E-T58	113, 297
08E-T60	113, 297
08E-Y58	113, 296
08E-Y60	113, 296
08SST	411
08ST	411
08ST-065	411
08U-058	97
08U-08L	105
08U-104	96
08U-106	96
08U-108	96
08U-112	96
08U-158	106
08U-15A	107
08U-15C	107
08U-208	97
08U-22K	106
08U-258	97
08U-358	106
08U-360	106
08U-508	97
08U-510	97
08U-512	97
08U-558	100
08U-560	100
08U-608	98
08U-610	98
08U-612	98
08U-616	98
08U-648	99
08U-650	99
08U-65D	107
08U-668	99
08U-670	99
08U-688	99
08U-690	99
08U-758	105
08U-760	105
08U-A26	103
08U-A28	103
08U-A30	103
08U-A68	103
08U-A70	103
08U-B08	101
08U-B10	101
08U-B48	101
08U-B68	101
08U-E68	102
08U-G08	104
08U-G41	104
08U-G71	104
08U-J08	96
08U-J36	103
08U-J38	103
08U-J42	103
08U-L68	102
08U-L70	102
08U-M08	96
08U-P08	100
08U-P10	100
08U-P12	100
08U-P56	106
08U-P58	106
08U-P78	106
08U-P80	106
08U-R08	100
08U-R10	100
08U-R12	100
08U-R68	101
08U-R70	101
08U-R72	101
08U-S68	102
08U-S70	102
08U-S72	102
08U-T08	105
08U-X60	98
1	
1/2-45-EL	404
1/2-45-ST-EL	405
1/2-90-EL	404
1/2-90-ST-EL	404
1/2-CAP	406
1/2-CLOSE-NIP	408
1/2-MERC-COUP	407
1/2-PLUG	406
1/2-TEE	405
1/2-UNION	406
1/2X1/4-BUSH	407
1/2X1/4-RED-COUP	405
1/2X1/8-BUSH	407
1/2X1/8-RED-COUP	405
1/2X1-1/2-NIP	408
1/2X2-1/2-NIP	408
1/2X2-NIP	408
1/2X3/8-BUSH	407
1/2X3/8-RED-COUP	405
1/2X3-1/2-NIP	408
1/2X3-NIP	408
1/2X4-1/2-NIP	408
1/2X4-NIP	408
1/2X5-1/2-NIP	408
1/2X5-NIP	408
1/2X6-NIP	408
1/4-45-EL	404
1/4-45-ST-EL	405
1/4-90-EL	404
1/4-90-ST-EL	404
1/4-CAP	406
1/4-CLOSE-NIP	408
1/4-MERC-COUP	407
1/4-PLUG	406
1/4-TEE	405
1/4-UNION	406
1/4X1/8-BUSH	407
1/4X1/8-RED-COUP	405
1/4X1-1/2-NIP	408
1/4X2-1/2-NIP	408
1/4X2-NIP	408
1/4X3-1/2-NIP	408
1/4X3-NIP	408
1/4X4-1/2-NIP	408
1/4X4-NIP	408
1/4X5-1/2-NIP	408
1/4X5-NIP	408
1/4X6-NIP	408
1/8-45-EL	404
1/8-45-ST-EL	405
1/8-90-EL	404
1/8-90-ST-EL	404
1/8-CAP	406
1/8-MERC-COUP	407
1/8-PLUG	406
1/8-TEE	405
1/8-UNION	406
1/8X1-1/2-NIP	408
1/8X2-1/2-NIP	408
1/8X2-NIP	408
1/8X3-1/2-NIP	408
1/8X3-NIP	408
1/8X4-1/2-NIP	408
1/8X4-NIP	408
1/8X5-1/2-NIP	408
1/8X5-NIP	408
1/8X6-NIP	408
10/D	462
10/F	263
100	260
100-003-002	208
100-003-004	208
100-003-006	208
100-003-008	208
100-004-002	208
100-004-005	208
100-005-002	208
100-005-004	208
100-005-006	208
100-005-007	208
100-005-010	208
100-006/PH	360
10000648	183, 201
100-008/PH	360
100-010/PH	360
100-012/PH	360
10001248	186, 201
10001438	190
10001448	190, 201
10003548	193, 201
10004448	196
10004B-102	88
10004B-104	88
10004B-106	88
10004B-254	89
10004B-304	89
10004B-305	89
10004B-306	89
10004B-404	89
10004B-405	89
10004B-604	90
10004B-A03	90
10004B-A04	90
10004B-A05	90
10004B-B03	89
10004B-B04	89
10004B-B05	89
10004B-X03	90
10004B-X04	90
10004B-X05	90
10004B-Y04	90
10005548	199
10005B-102	88
10005B-104	88
10005B-305	89
10005B-405	89
10005B-605	90
10005B-A05	90
10005B-B04	89
10005B-B05	89
10005B-B06	89
10005B-C02	88
10005B-X05	90
10005B-Y05	90
100-0606	181
100-0621	181
10006B-102	88
10006B-104	88
10006B-106	88
10006B-108	88
10006B-112	88
10006B-256	89
10006B-305	89
10006B-405	89
10006B-406	89

PART NUMBER INDEX

Part #	Page #
10006B-606	90
10006B-A05	90
10006B-A06	90
10006B-B05	89
10006B-B06	89
10006B-C02	88
10006B-C04	88
10006B-X06	90
10006B-Y06	90
10008B-104	88
10008B-106	88
10008B-108	88
10008B-112	88
10008B-258	89
10008B-408	89
10008B-608	90
10008B-A08	90
10008B-B08	89
10008B-X08	90
10008B-Y08	90
1000W	257
10010B-106	88
10010B-108	88
10010B-112	88
10010B-308	89
10010B-410	89
10010B-610	90
10010B-B10	89
10010B-X10	90
10010B-Y10	90
100-1206	184
100-1221	184
10012B-108	88
10012B-112	88
10012B-412	89
10012B-612	90
10012B-Y12	90
100-1406	187
100-1421	187, 201
1005/F	263
100-506/PH	360
100-508/PH	360
100-510/PH	360
100-512/PH	360
100R	168
100RFF	168
100X3	331
100X4	331
100X5	331
100X6	331
100X8	331
10100008	464
10100013	464
10100016	464
10100019	464
10100024	464
10100027	464
10100032	464
10100034	464
10101400	206
10103500	206
10105500	206
10110030	464
101-1420	187
10-12FGH	338
10-12MGH	338
101-3506	191
101-3520	191
101-3521	191
101-4406	194
101-4420	194
101-4421	194
101-5506	197
101-5520	197
101-5521	197
102-0606	181, 201
102-0621	181
102-1206	184, 201
102-1221	184
102-1406	187, 201
102-1421	187
102-3506	191, 201
102-3520	191
102-3521	191, 201
102-4406	194, 202
102-4420	194, 202
102-4421	194, 202
102-5506	197, 202
102-5520	197, 202
102-5521	197, 202
102-6106	213, 248
102-6121	213
102-6506	221, 248
102-6521	221
102-6706	225
102-6720	225
102-6721	225
102-6806	227
102-6820	227
102-6821	227
102-7006	245
102-7020	245
102-7021	245
102-7106	229, 248
102-7121	229
102-7606	239, 248
102-7621	239
102-7806	247
102-7821	247
102-7906	242
102-7920	242
102-7921	242
102-8206	215, 231, 248
102-8221	215, 231
102-8306	217, 233, 248
102-8321	217, 233
102-8406	219, 235, 248
102-8421	219, 235
102-8606	223, 237, 248
102-8620	223
102-8621	223, 237
10411/F	267
104-1206	184
104-1221	184
104-1406	187
104-1421	187
10419/F	267
10421/F	267
10432/F	267
1045/F	263
105X10	331
105X14	331
105X3	331
105X4	331
105X5	331
105X6	331
105X6X7	331
105X8	331
1062X4	329
1062X4L	329
1062X6	329
1062X8	329
1062X8X6	329
1064X4	329
1064X6	329
1064X6X6X4	329
1064X8	329
1065X4	329
1065X6	329
1065X8	329
1068X2.5X2	329
1068X4	329
1068X4X1	329
1068X4X4	329
1068X6	329
1068X6X2	329
1068X6X8	329
1068X8	329
1069X4	329
1069X4X1	329
1069X4X4	329
1069X6	329
1069X6X2	329
1069X8	329
1070X4X4	329
1070X6	329
1071X4	329
1071X4X1	329
1071X6	329
1071X6X2	329
1071X8	329
1072X4	329
1072X6	329
1072X6X2	329
1072X8	329
107-3506	206
107-3521	206
1073X4	329
1073X6	329
1074	335
1074X4	330
1074X6	330
1074X8	330
107-5506	206
107-5521	206
1075X4	330
1077X4	330
1077X4X4	330
1078X4X4	330
108	451
108-1406	206
108-1421	206
109-3506	206
109-3520	206
109-5520	206
10BLKHD-NUT	141
10BPPOR	168
10BS	73
10C14	300
10C14-10ABC-B	303
10C14-10FJSX-B	301
10C14-10FJSX-SS	301
10C14-10FSX90	302
10C14-10MIX	302
10C14-10MIX90	302
10C14-10STA-B	303
10C14-8ABC-B	303
10C14-8MP-B	300
10C14-8MP-SS	300
10C14-8STA-B	303
10C5C	15
10C5D	16
10C5E	17
10C5E-10RFJSX	87
10C5E-8RMP	86
10C5M	16
10CTR	411
10EFG4K	9
10EFG5K	8
10FB-10FB	149
10FB-6MP	152
10FB-8MP	152
10FDL-CAP	166
10FDLX-6MJ	165
10FFN	69
10FFOR-BLKHD-NUT	158
10FFOR-CAP	158
10FFOR-NUT	158
10FFORX-10FFORX	158
10FFORX-10MB90	158
10FFS	69
10FJ-4MJ	147
10FJ-6MJ	147
10FJ-8MJ	147
10FJ-CAP	141
10FJX-6MP	144
10FJX-8MP	144
10FJX-8MP90	144
10FJX-NUT	141
10FJX-SLEEVE	141
10FK-CAP	167
10FLOR	148, 168-169
10FLOR-VITON	168
10G1	13
10G-10FBSPORX	74
10G-10FBSPORX45	75
10G-10FBSPORX90	75
10G-10FFORX	63
10G-10FFORX45	64
10G-10FFORX90L	65
10G-10FFORX90M	65
10G-10FFORX90S	65
10G-10FJX	59
10G-10FJX45	60
10G-10FJX90L	61
10G-10FJX90M	61
10G-10FJX90S	61
10G-10FKX	76
10G-10FKX45	76
10G-10FLK	66
10G-10FLK45	66
10G-10FLK90	67
10G-10MB	57
10G-10MBAX	77
10G-10MBAX45	77
10G-10MBAX90L	77
10G-10MBAX90S	77
10G-10MBX	57
10G-10MBX90	58
10G-10MFFOR	63
10G-10MJ	58
10G-12FBSPORX	74
10G-12FFORX	63
10G-12FFORX45	64
10G-12FFORX90S	65
10G-12FJX	59
10G-12FJX30-018	59
10G-12FJX45	60
10G-12FJX90L	61
10G-12FJX90M	61
10G-12FJX90S	61
10G-12FL90	67
10G-12MB	57
10G-12MBAX90S	77
10G-12MFFOR	63
10G-12MJ	58
10G-12MP	55
10G-12MPX	55
10G-14FJX	59
10G-18FDLORX	70
10G-18FDLORX45	70
10G-18FDLORX90	71
10G-18MDL	70
10G-18MLSP	73
10G2	11
10G-20FDHORX	71
10G-20FDHORX45	72
10G-20FDHORX90	72
10G-20MDH	71
10G-22MLSP	73
10G-25FDHORX90	72
10G2AT-HMP	12
10G-8FFORX	63
10G-8FFORX90L	65
10G-8FJX	59
10G-8MB	57
10G-8MJ	58
10G-8MP	55
10GS-10FFORX	34
10GS-10FFORX45S	34
10GS-10FFORX90L	35
10GS-10FFORX90M	35
10GS-10FJX	25
10GS-10FJX45S	26
10GS-10FJX90S	26
10GS-10FKX	35
10GS-10FLK	27
10GS-10FLK45-026	28
10GS-10FLK90-055	29
10GS-10MB	25
10GS-10MJ	25
10GS-12FJX	25
10GS-12FJX45S	26
10GS-12FJX90M	26
10GS-12FL	27
10GS-12FL45M	28
10GS-12FL90M	29
10GS-12FLH	30
10GS-12FLH45M	30
10GS-12FLH90M	31
10GS-12MB	25
10GS-12MJ	25
10GS-12MP	24
10GS-18FDLORX	37
10GS1F-4	9, 24
10GS-20FDHORX	37
10GS-20FDHORX90M	38
10GS-25FDHORX	37
10GS-8FLH	30
10GS-8FLH90M	31
10GS-8MP	24
10LOC	19
10LOLAPLUS	20
10M2T	11
10M3K	13
10M3K-XTF	13
10M4K	12
10MB-12FB	151
10MB-12FPX	149
10MB-12FPX45	149
10MB-12FPX90	150
10MB-6FP	151
10MB-6FPX	149
10MB-6FPX45	149
10MB-6FPX90	150
10MB-8FB	151
10MB-8FP	151
10MB-8FP90	149
10MB-8FPX	149
10MB-8FPX45	149
10MB-8FPX90	150
10MB-8MP	151
10MB-8MP90	151
10MB-PLUG	149
10MBT-10MJ	153
10MDL-6MJ	165
10MDL-PLUG	166
10MFF-10FFORX-10MFF	157
10MFF-10MB-10MFF	156
10MFF-10MFF-10FFORX	157
10MFF-10MFF-10MB	156
10MFFOR-10FFORX90	157
10MFFOR-10MB	156
10MFFOR-10MB45	157
10MFFOR-10MB90	157
10MFFOR-10MBLL	156
10MFFOR-10MFFOR	155
10MFFOR-10MFFOR90	155
10MFFOR-12MB45	157
10MFFOR-12MB90	157
10MFFOR-12MP	155
10MFFOR-8MB45	157
10MFFOR-8MFFOR	155
10MFFOR-BLKHD-45	158
10MFFOR-BLKHD-90	158
10MFFOR-BLKHD-UN	157
10MFFOR-CROSS	156
10MFFOR-PLUG	155
10MFFOR-TEE	156
10MJ-10FFORX	159
10MJ-10FJX-10MJ	146
10MJ-10FJX45	146
10MJ-10FJX90	146
10MJ-10FLK	147
10MJ-10FLK45	147
10MJ-10FLK90	147
10MJ-10MB	142
10MJ-10MB-10MJ	150
10MJ-10MB45	150
10MJ-10MB90	143, 150
10MJ-10MFFOR	158
10MJ-10MFFOR45	159
10MJ-10MFFOR90	159
10MJ-10MJ	145
10MJ-10MJ-10FJX	147
10MJ-10MJ-10MB	151
10MJ-10MJ-8FP	144
10MJ-10MJ-8MP	145
10MJ-10MJ90	145
10MJ-12MB	142
10MJ-12MB90	143, 150
10MJ-12MP	141
10MJ-12MP45	142
10MJ-12MP90	143
10MJ-16MB	142
10MJ-6FP	143
10MJ-6MP	141
10MJ-6MP45	142
10MJ-6MP90	143
10MJ-8FP	143
10MJ-8FP90	144
10MJ-8FP-BLKHD	145
10MJ-8MB	142
10MJ-8MB45	150
10MJ-8MB90	143, 150
10MJ-8MJ	145
10MJ-8MP	141
10MJ-8MP-10MJ	144
10MJ-8MP45	142
10MJ-8MP90	143
10MJ-8MP90L	143
10MJ-8MP90LL	143
10MJ-BLKHD-45	146
10MJ-BLKHD-90	146
10MJ-BLKHD-TEE	146
10MJ-BLKHD-UN	145
10MJ-CROSS	145
10MJ-PLUG	141
10MJ-TEE	145
10MK-10MJ	167
10MK-10MK	167
10MK-PLUG	167
10MM-2FP	165
10MM-4MJ	165
10MNH	74
10MNL	74
10MS-10FSX45	153
10MS-10FSX90	153
10MS-12FGH	338
10OR	152, 168-169
10ORFF	159, 168-169, 171
10RLA	19
10ST	411
10-ST	367
10U-106	96
10U-108	96
10U-112	96
10U-12L	105
10U-18A	107
10U-18C	107
10U-24K	106
10U-508	97
10U-510	97
10U-512	97
10U-608	98
10U-610	98
10U-612	98
10U-670	99
10U-672	99
10U-692	99
10U-A30	103
10U-A32	103
10U-A70	103
10U-E70	102
10U-K09	104
10U-K69	104

PART NUMBER INDEX

Part #	Page #
10U-L70	102
10U-L72	102
10U-P08	100
10U-P10	100
10U-P12	100
10U-P60	106
10U-P80	106
10U-R08	100
10U-S70	102
10U-S72	102
10U-T10	105
10X1.0MST	415
10X1.5MST	415
10X2.0MST	415
10X2.5MST	415
1-1/2-45-EL	404
1-1/2-45-ST-EL	405
1-1/2-90-EL	404
1-1/2-90-ST-EL	404
1-1/2-CAP	406
1-1/2-CLOSE-NIP	408
1-1/2-MERC-COUP	407
1-1/2-PLUG	406
1-1/2-TEE	405
1-1/2-UNION	406
1-1/2X1/2-BUSH	407
1-1/2X1/4-BUSH	407
1-1/2X1-1/4-BUSH	407
1-1/2X1-1/4-RED-COUP	405
1-1/2X1-RED-COUP	405
1-1/2X2-NIP	408
1-1/2X3/4-BUSH	407
1-1/2X3/4-RED-COUP	405
1-1/2X3-NIP	408
1-1/2X4-NIP	408
1-1/2X5-NIP	408
1-1/2X6-NIP	408
1-1/4-45-EL	404
1-1/4-45-ST-EL	405
1-1/4-90-EL	404
1-1/4-90-ST-EL	404
1-1/4-CAP	406
1-1/4-CLOSE-NIP	408
1-1/4-MERC-COUP	407
1-1/4-PLUG	406
1-1/4-TEE	405
1-1/4-UNION	406
1-1/4X1/2-BUSH	407
1-1/4X1-RED-COUP	405
1-1/4X2-1/2-NIP	408
1-1/4X2-NIP	408
1-1/4X3/4-BUSH	407
1-1/4X3/8-BUSH	407
1-1/4X3-NIP	408
1-1/4X4-NIP	408
1-1/4X5-NIP	408
1-1/4X6-NIP	408
11/D	462
1100/F	268
11000648	183, 201
11001248	186, 201
11001438	190
11001448	190, 201
11003548	193, 201
11004448	196
11005548	199
1100W	257
1101/F	268
1102/F	268
1103/F	268
1104/F	268
1105/F	268
1106/F	268
1107/F	268
1108/F	268
1109/F	268
1110/F	268
11101448	207
11101467	207
11103548	207
11103567	207
11103579	207
11104448	207
11104467	207
11104479	207
11105548	207
11105567	207
11105579	207
1110X10	312
1110X12	312
1110X3	312
1110X4	312
1110X5	312
1110X6	312
1110X7	312
1110X8	312
112CL-1	276
112CL-1 1/2	276
112CL-1 1/4	276
112CL-2	276
112CL-3	276
112CL-3/4	276
112CL-4	276
112CL-6	276
1148/F	270
117ALX2	310
117ALX4	310
117ALX6	310
117ALX8	310
12/D	462
12/F	263
120	451
12002500	201
12003000	258
12004000	202
12004500	202
12008000	248
12008100	248
12008500	248
1200W	257
120R	168
120RFF	168
12121	363
12-12FGH	338
12-12MGH	338
1260X4	328
1260X5	328
1260X6	328
1260X8	328
1261X4	328
1261X5	328
1261X6	328
1261X8	328
1262X4	328
1262X5	328
1262X6	328
1264X4	328
1264X5	328
1264X6	328
1266X4	328
1266X4X4	328
1266X6	328
1266X6X2	328
1266X8	328
1268X4	328
1268X4X4	328
1268X4X6	328
1268X5	328
1268X5X4	328
1268X6	328
1268X6X2	328
1268X6X6	328
1268X8	328
1269X4	328
1269X4X4	328
1269X4X6	328
1269X5	328
1269X5X4	328
1269X6	328
1269X6X2	328
1269X6X6	328
1269X8	328
1271X4	328
1271X4X4X4	328
1271X5	328
1272X4	328
1272X4X4X4	328
1272X5	328
1272X6	328
1272X8	328
12AL-PLUG	136
12BLKHD-NUT	141
12BPPOR	168
12BS	73
12C14	300
12C14-12ABC-B	303
12C14-12FJX-B	301
12C14-12FJX-SS	301
12C14-12FSX-B	301
12C14-12MP-B	300
12C14-12MP-SS	300
12C14-12STA-B	303
12C1T-12RFJX	82
12C1T-12RFJX90	82
12C1T-12RMJ	82
12C1T-12RMP	81
12C1T-12RMPX	82
12C2AT-12RMPX	79
12C4	18
12C4-12FJX	78
12C4-12FL	78
12C4-12FL90	78
12C4-12MP	78
12C4-12MPX	78
12C4-14FJX	78
12C4-16FJX	78
12C4-16FL90	78
12C4-16MP	78
12C5C	15
12C5D	16
12C5E	17
12C5E-12RFJX	87
12C5E-12RFJX90	87
12C5E-12RFSX	87
12C5E-12RFSX90	87
12C5E-12RMP	86
12C5E-16RMP	86
12C5M	16
12CTR	411
12E-112	110, 293
12E-412	111, 297
12E-512	110, 293
12E-612	111, 297
12E-652	112, 299
12E-672	111, 299
12E-676	299
12E-692	111, 298
12EFG4K	9
12EFG5K	8
12E-J12	110, 293
12E-T60	113, 297
12E-T62	113, 297
12E-Y60	113, 296
12E-Y62	113, 296
12FBSPP-CAP	166
12FDL-CAP	166
12FDLX-6MJ	165
12FFN	69
12FFOR-BLKHD-NUT	158
12FFOR-CAP	158
12FFOR-NUT	158
12FFORX-12FFORX	158
12FFORX-12MB90	158
12FFS	69
12FGH-12FGH	338
12FH	148
12FHHS	148
12FJ-10MJ	147
12FJ-4MJ	147
12FJ-6MJ	147
12FJ-8MJ	147
12FJ-CAP	141
12FJIS-CAP	167
12FJX-12MP	144
12FJX-12MP90	144
12FJX-8MP	144
12FJX-NUT	141
12FJX-SLEEVE	141
12FK-CAP	167
12FL-12FP	147
12FLOR	148, 168-169
12FLOR-VITON	168
12FP-12FGH	338
12FP-12FJX	144
12FP-12FP	136
12FP-12FP-12MP	138
12FP-12FP90	137
12FP-12FPX	139
12FP-12FPX45	140
12FP-12FPX90	140
12FP-12MGH	338
12FP-16FPX90	140
12FP-8FP	136
12FP-8FP90	137
12FP-8FPX90	140
12FP-CROSS	138
12FP-TEE	138
12FPX-12FP-TEE	140
12FPX-12MP-TEE	140
12FPX-16FP-TEE	140
12FPX-16MP-TEE	140
12FPX-TEE	140
12G1	13
12G-10FFORX	63
12G-10FFORX45	64
12G-10FFORX90S	65
12G-10FJX	59
12G-10FJX30	59
12G-10FJX45	60
12G-10FJX90M	61
12G-10MJ	58
12G-12FBSPORX	74
12G-12FBSPORX45	75
12G-12FBSPORX90	75
12G-12FFORX	63
12G-12FFORX45	64
12G-12FFORX90L	65
12G-12FFORX90M	65
12G-12FFORX90S	65
12G-12FJISX	76
12G-12FJX	59
12G-12FJX45	60
12G-12FJX90L	61
12G-12FJX90M	61
12G-12FJX90S	61
12G-12FKX	76
12G-12FKX45	76
12G-12FKX90M	76
12G-12FL	66
12G-12FL22	66
12G-12FL45	66
12G-12FL60	67
12G-12FL90	67
12G-12FP	56
12G-12FPX	56
12G-12FSX	62
12G-12FSX45	62
12G-12FSX90	62
12G-12MB	57
12G-12MBAX	77
12G-12MBAX45	77
12G-12MBAX90L	77
12G-12MBAX90S	77
12G-12MBSPP	72
12G-12MBSPT	74
12G-12MBX	57
12G-12MBX90	58
12G-12MBX90L	58
12G-12MFA	68
12G-12MFFOR	63
12G-12MJ	58
12G-12MP	55
12G-12MPX	55
12G-12MPX90	56
12G-12MPX90L	56
12G-12MS	62
12G-12NASP	68
12G-14FJX	59
12G-14FJX90L	61
12G-14FJX90S	61
12G-14MB	57
12G-14MJ	58
12G-16FBSPORX	74
12G-16FFORX	63
12G-16FFORX45	64
12G-16FFORX90S	65
12G-16FJX	59
12G-16FJX45	60
12G-16FJX90-074	61
12G-16FL	66
12G-16FL45	66
12G-16FL60	67
12G-16FL90	67
12G-16MB	57
12G-16MFFOR	63
12G-16MJ	58
12G-16MP	55
12G-18MLSP	73
12G2	11
12G-20FDHORX	71
12G-20FDHORX90	72
12G-22FDLORX	70
12G-22FDLORX90	71
12G-22MDL	70
12G-22MLSP	73
12G-25FDHORX	71
12G-25FDHORX90	72
12G2AT-HMP	12
12G3H	14
12G6K	7
12G-8FJX	59
12G-8MP	55
12G-8MPX	55
12GMV	17
12GS-10FFORX	34
12GS-10FFORX90S	35
12GS-10FJX	25
12GS-10FLK	27
12GS-10FLK90-055	29
12GS-12FBSPORX	36
12GS-12FBSPORX45M	36
12GS-12FBSPORX90M	36
12GS-12FFORX	34
12GS-12FFORX45S	34
12GS-12FFORX90L	35
12GS-12FFORX90M	35
12GS-12FFORX90S	35
12GS-12FJISX	35
12GS-12FJX	25
12GS-12FJX45S	26
12GS-12FJX90L	26
12GS-12FJX90M	26
12GS-12FJX90S	26
12GS-12FKX	35
12GS-12FL	27
12GS-12FL110-064	29
12GS-12FL22M	28
12GS-12FL30M	28
12GS-12FL45M	28
12GS-12FL60M	28
12GS-12FL67M	29
12GS-12FL90-100	29
12GS-12FL90-125	29
12GS-12FL90M	29
12GS-12FLC	31
12GS-12FLC22-016	32
12GS-12FLC30-022	32
12GS-12FLC45-035	32
12GS-12FLC90-068	33
12GS-12FLC90-128	33
12GS-12FLH	30
12GS-12FLH45M	30
12GS-12FLH60M	31
12GS-12FLH90M	31
12GS-12FMX	27
12GS-12FMX45-032	27
12GS-12FMX90-048	27
12GS-12FMX90-058	27
12GS-12FMX90-096	27
12GS-12HLE90-112	33
12GS-12MB	25
12GS-12MBSPP	36
12GS-12MFFOR	34
12GS-12MJ	25
12GS-12MP	24
12GS-12PL	33
12GS-14FJX	25
12GS-14FJX90-060	26
12GS-14MJ	25
12GS-16FFORX	34
12GS-16FFORX135	35
12GS-16FFORX45S	34
12GS-16FFORX90L	35
12GS-16FFORX90S	35
12GS-16FJISX	35
12GS-16FJX	25
12GS-16FJX45S	26
12GS-16FJX90M	26
12GS-16FL	27
12GS-16FL22M	28
12GS-16FL30M	28
12GS-16FL45S	28
12GS-16FL60M	28
12GS-16FL67M	29
12GS-16FL90M	29
12GS-16FL90S	29
12GS-16FLC	31
12GS-16FLC30-022	32
12GS-16FLC45-035	32
12GS-16FLC60-048	32
12GS-16FLC90-068	33
12GS-16FLH	30
12GS-16FLH45M	30
12GS-16FLH60M	31
12GS-16FLH90M	31
12GS-16FMX	27
12GS-16FMX90-056	27
12GS-16MB	25
12GS-16MFFOR	34
12GS-16MJ	25
12GS-16MP	24
12GS1F-2	9, 24
12GS1F-4	24
12GS-20FDHORX	37
12GS-20FDHORX90M	38
12GS-20FL	27
12GS-20FL90-054	29
12GS-20MDH	37
12GS-22FDLORX	37
12GS-22FDLORX90M	37
12GS-22MKB	36
12GS-25FDHORX	37
12GS-25FDHORX45M	38
12GS-25FDHORX90M	38
12GS-25MDH	37
12GS-28FDLORX	37
12GS-28MKB	36
12GS4	10
12GS-8FL	27
12GS-8FL90-050	29
12LOC	19
12LOLAPLUS	20
12LOLBPLUS	20
12M2T	11
12M3K	13
12M3K-XTF	13

PART NUMBER INDEX

Part #	Page #
12M4K	12
12MB-12FP	151
12MB-12FP90	149
12MB-12FPX	149
12MB-12FPX45	149
12MB-12FPX90	150
12MB-12MP	151
12MB-12MP90	151
12MB-16FB	151
12MB-16FP	151
12MB-8FB	151
12MB-8FP	151
12MB-8FPX	149
12MB-8FPX90	150
12MB-PLUG	149
12MBSPP-12FP	164
12MBSPP-12MJ	164
12MBSPP-12MP	164
12MBSPPOR-12MJ	164
12MBSPP-PLUG	166
12MBSPT--12MJ	164
12MBSPT-12MJ90	164
12MBSPT-PLUG	166
12MBT-12MJ	153
12MDL-6MJ	165
12MDL-PLUG	166
12MFF-12FFORX-12MFF	157
12MFF-12MB-12MFF	156
12MFF-12MFF-12FFORX	157
12MFF-12MFF-12MB	156
12MFFOR-10MB	156
12MFFOR-10MB45	157
12MFFOR-10MB90	157
12MFFOR-12FFORX90	157
12MFFOR-12FJX	157
12MFFOR-12MB	156
12MFFOR-12MB90	157
12MFFOR-12MBLL	156
12MFFOR-12MFFOR	155
12MFFOR-12MFFOR90	155
12MFFOR-16MB	156
12MFFOR-16MB45	157
12MFFOR-16MB90	157
12MFFOR-16MP	155
12MFFOR-8MB	156
12MFFOR-8MB90	157
12MFFOR-8MP	155
12MFFOR-BLKHD-45	158
12MFFOR-BLKHD-90	158
12MFFOR-BLKHD-UN	157
12MFFOR-CROSS	156
12MFFOR-PLUG	155
12MFFOR-TEE	156
12MGH-12MGH	338
12MJ-10MB	142
12MJ-10MB45	150
12MJ-10MB90	143, 150
12MJ-10MJ	145
12MJ-12FFORX	159
12MJ-12FJX-12MJ	146
12MJ-12FJX45	146
12MJ-12FJX90	146
12MJ-12FL	147
12MJ-12FL45	147
12MJ-12FL90	147
12MJ-12FP	143
12MJ-12FP90	144
12MJ-12FP-BLKHD	145
12MJ-12MB	142
12MJ-12MB-12MJ	150
12MJ-12MB45	150
12MJ-12MB90	143, 150
12MJ-12MFFOR	158
12MJ-12MFFOR45	159
12MJ-12MFFOR90	159
12MJ-12MJ	145
12MJ-12MJ-12FJX	147
12MJ-12MJ-12FP	144
12MJ-12MJ-12MB	151
12MJ-12MJ-12MP	145
12MJ-12MJ90	145
12MJ-12MP	141
12MJ-12MP-12MJ	144
12MJ-12MP45	142
12MJ-12MP90	143
12MJ-12MP90L	143
12MJ-12MP90LL	143
12MJ-14MB	142
12MJ-14MB90	150
12MJ-16MB	142
12MJ-16MB45	150
12MJ-16MB90	143, 150
12MJ-16MP	141
12MJ-16MP45	142
12MJ-16MP90	143
12MJ-20MB	142
12MJ-8MB	142
12MJ-8MB90	150
12MJ-8MP	141
12MJ-8MP45	142
12MJ-8MP90	143
12MJ-BLKHD-45	146
12MJ-BLKHD-90	146
12MJ-BLKHD-TEE	146
12MJ-BLKHD-UN	145
12MJ-CROSS	145
12MJIS-PLUG	167
12MJ-PLUG	141
12MJ-TEE	145
12MK-12MJ	167
12MK-12MK	167
12MK-PLUG	167
12MM-4FP	165
12MM-4MJ	165
12MM-4MJ90	165
12MNH	74
12MNL	74
12MP- 8MP	136
12MP-12FGH	338
12MP-12FP-12FP	137
12MP-12FP-12MP	137
12MP-12FP45	137
12MP-12FP90	137
12MP-12FPX	139
12MP-12FPX45	139
12MP-12FPX90	139
12MP-12MGH	338
12MP-12MGH-8FP	338
12MP-12MP	136
12MP-12MP90	136
12MP-16FP	137
12MP-16FPX	139
12MP-16FPX45	139
12MP-16FPX90	139
12MP-4FP-BUSH	136
12MP-6FP-BUSH	136
12MP-6FPX90	139
12MP-8FP90	137
12MP-8FP-BUSH	136
12MP-8FPX	139
12MP-8FPX45	139
12MP-8FPX90	139
12MP-8MP90	136
12MP-PLUG	136
120R	152, 168-169
120RFF	159, 168-169, 171
12PC1F-C4	78, 82
12PC2F-2	14
12PC2F-4	14
12PCS2F	10
12RLA	19
12SQ-PLUG	136
12ST	411
12-ST	367
12U-062	97
12U-108	96
12U-112	96
12U-116	96
12U-12L	105
12U-162	106
12U-212	97
12U-22C	107
12U-262	97
12U-30K	106
12U-312	98
12U-362	106
12U-412	98
12U-510	97
12U-512	97
12U-514	97
12U-516	97
12U-560	100
12U-610	98
12U-612	98
12U-614	98
12U-616	98
12U-652	99
12U-670	99
12U-672	99
12U-692	99
12U-72D	107
12U-762	105
12U-A30	103
12U-A32	103
12U-A36	103
12U-A72	103
12U-E72	102
12U-E76	102
12U-G12	104
12U-G16	104
12U-G42	104
12U-G46	104
12U-G72	104
12U-G76	104
12U-J12	96
12U-J40	103
12U-J42	103
12U-L70	102
12U-L72	102
12U-P10	100
12U-P12	100
12U-P16	100
12U-P62	106
12U-P82	106
12U-R10	100
12U-R72	101
12U-S72	102
12U-S76	102
12U-T12	105
12U-X60	98
12X1.0MST	415
12X1.5MST	415
12X2.0MST	415
12X2.5MST	415
12X3.0MST	415
13/D	462
13/F	263
130	451
13002006	200, 202
13002020	200, 202
13002021	200, 202
13003100	200
13003115	200
13004000	200
13004020	200
13006121	248
13006138	248
131X3	331
131X4	331
131X5	331
131X6	331
1338/F	266
1342/F	266
1344/F	266
135	451
1351/F	266
1352/F	266
1360X10	297, 317
1360X12	297, 317
1360X6	296, 317
1360X8	296-297, 317
1361X10	296-297, 317
1361X12	296-297, 317
1361X6	317
1361X8	317
14/D	462
14/F	263
140	451
14000600	203
14000616	203
14000620	203
14000638	203
14000648	203
14001220	203
14001248	203
14001260	203
14001404	203
14001405	203
14001406	203
14001420	203
14001448	203
14001460	203
14003507	204
14003524	204
14003531	203
14003535	203
14003536	203
14003548	204
14003560	204
14004424	204
14004448	204
14004460	204
14005537	204
14005542	204
14005545	204
14005546	204
14005548	204
14005560	204
14006127	249
14006135	249
14006247	249
14006251	249
14006252	249
14006340	249
14006424	249
14006432	249
14006436	249
14006442	249
14006446	249
14006448	249
14006451	249
14006453	249
14006542	249
14006546	249
14006637	249
14006652	249
14006657	249
14006857	249
1400W	257
14010648	203
14011248	203
14011260	203
14011448	203
14011460	203
14013548	204
14013560	204
14014448	204
14014460	204
14015548	204
14015560	204
14021248	203
14021448	203
14023539	203
14023548	204
1403	335
14037645	249
14044448	204
14045548	204
14046148	249
14046248	249
14046260	249
14046348	249
14046360	249
14046448	249
14046460	249
14046548	249
14046560	249
14046648	249
14046660	249
14046748	249
14046760	249
14046848	249
14046860	249
14046948	249
14046960	249
1405	335
1405448	204
14055548	204
14055558	204
14063548/M	249
14064448/M	249
1407	335
140R	168
14106438	249
14106546	249
14106654	249
1411	340
14121	363
1415-366-1/8	444
1415-367-1/8	444
1415-367-1/8-BP	446
1415-368-1/8	444
1415-369-1/8	444
1415-369-1/8-BP	446
1420-318-1/4	444
1420-365-1/4	444
1420-366-1/4	444
1420-367-1/4	444
1420-367-1/4-BP	446
1420-368-1/4	444
1420-368-1/4-BP	446
1420-369-1/4	444
1420-369-1/4-BP	446
1420-370-1/4	444
1420-371-1/4	444
14206252	249
14206454	249
1421	449
14213548/M	249
14214448/M	249
1422	448
1423	448
1424	451
1425	451
14251	363
1425-366-1/4	444
1425-367-1/4	444
1425-367-1/4-BP	446
1425-368-1/4	444
1425-368-1/4-BP	446
1425-369-1/4	444
1425-369-1/4-BP	446
1425-371-1/8	444
1426	451
1428	335
1429	335
1430	340
1430-365-1/4	444
1430-367-1/4	444
1430-367-1/4-BP	446
1430-368-1/4	444
1430-368-1/4-BP	446
1430-369-1/4	444
1430-369-1/4-BP	446
1430-370-1/4	444
1430-371-1/4	444
1430-371-1/4-BP	446
1430-374-1/4	444
1430-379-1/4	444
14306639	249
1431	340
1433	448
1435-368-1/4-BP	444
1435-369-1/4-BP	444, 446
1435-371-1/4-BP	444, 446
1435-381-1/4-BP	444, 446
1441	335
1442	334
1443	334
145	451
14501448	205
14501458	205
14501467	205
14503548	205
14503558	205
14503567	205
14503573	205
14503579	205
14504448	205
14504458	205
14504467	205
14504473	205
14504479	205
14505548	205
14505551	250
14505555	250
14505558	205
14505567	205
14505573	205
14505579	205
14507648	250
14507660	250
14507948	250
14507951	250
14507955	250
14507960	250
1451	448
14515555	250
14517955	250
1-45-EL	404
1-45-ST-EL	405
145X6	318
14601448	205
14601458	205
14601467	205
14603548	205
14603558	205
14603567	205
14603573	205
14603579	205
14604448	205
14604458	205
14604467	205
14604473	205
14604479	205
14605548	205
14605551	250
14605555	250
14605558	205
14605567	205
14605573	205
14605579	205
14607648	250
14607660	250
14607948	250
14607951	250
14607955	250
14607960	250
1460X10	319, 321
1460X12	319, 321
1460X4	319, 321
1460X6	319, 321
1460X8	319, 321
14615555	250
14617955	250
1461X10	319, 321

PART NUMBER INDEX

Part #	Page #
1461X12	319, 321
1461X4	319, 321
1461X6	319, 321
1461X8	319, 321
1462X10	319, 321
1462X12	319
1462X4	319, 321
1462X6	319, 321
1462X8	319, 321
1464X10	319
1464X4	319
1464X4X6X6	319
1464X6	319
1464X6X6X4	319
1464X6X6X8	319
1464X8	319
1464X8X6X8	319
1464X8X8X6	319
1465X10	319
1465X4	319
1465X6	319
1465X8	319
1466X10	319
1466X12	319
1466X4	319
1466X4X4	319
1466X6	319
1466X6X2	319
1466X6X6	319
1466X8	319
1466X8X8	319
1468X10	320, 321
1468X10X12	320
1468X10X6	320, 321
1468X12	320
1468X12X12	320
1468X4	320, 321
1468X4X1	320
1468X4X4	320, 321
1468X4X6	320
1468X6	320, 321
1468X6X2	320, 321
1468X6X6	320, 321
1468X6X8	320, 321
1468X8	320, 321
1468X8X12	320
1468X8X4	320, 321
1468X8X8	320
1469X10	320
1469X10X12	320
1469X10X6	320, 321
1469X12	320
1469X12L	320
1469X12X6	320
1469X4	320, 321
1469X4X4	320, 321
1469X4X6	320
1469X6	320, 321
1469X6L	320
1469X6X2	320, 321
1469X6X6	320, 321
1469X6X8	320, 321
1469X8	320, 321
1469X8L	320
1469X8X4	320, 321
1469X8X8	320
14703548	205
14703558	205
14703567	205
14703573	205
14703579	205
14704448	205
14704458	205
14704467	205
14704473	205
14704479	205
14705548	205
14705551	250
14705555	250
14705558	205
14705567	205
14705573	205
14705579	205
14707951	250
14707955	250
1470X4	320
1470X6	320
1470X6X2	320
1470X8	320
14715555	250
14717955	250
1471X4	320
1471X4X4X4	320
1471X6	320
1471X6X4X4	320
1471X6X6X6	320
1471X8	320
1472X10X10X4	320
1472X4	320
1472X4X4X4	320
1472X6	320
1472X6X4X4	320
1472X6X6X2	320
1472X6X6X6	320
1472X8	320
1472X8X6X6	320
1472X8X8X4	320
1474X10	320
1474X4	320
1474X6	320
1474X8	320
1480X10	320
1480X4	320
1480X6	320
1480X6X2	320
1480X6X6	320
1480X6X8	320
1480X8	320
1480X8X4	320
1480X8X8	320
1482X6X4X4	320
1482X6X4X6	320
1484X10	319, 321
1484X12	319
1484X4	319, 321
1484X6	319, 321
1484X8	319, 321
14880/F	262
14890/F	262
14895/F	262
14BLKHD-NUT	141
14BS	73
14FJ-10MJ	147
14FJ-12MJ	147
14FJ-6MJ	147
14FJ-8MJ	147
14FJ-CAP	141
14FJX-NUT	141
14FJX-SLEEVE	141
14MB-12FB	151
14MB-12FP	151
14MB-12FP90	149
14MB-12FPX	149
14MB-12FPX90	150
14MB-12MP90	151
14MB-PLUG	149
14MJ-12FP	143
14MJ-12FP90	144
14MJ-12FP-BLKHD	145
14MJ-12MP	141
14MJ-12MP-14MJ	144
14MJ-12MP45	142
14MJ-12MP90	143
14MJ-12MP90L	143
14MJ-12MP90LL	143
14MJ-14FJX-14MJ	146
14MJ-14FJX90	146
14MJ-14MB	142
14MJ-14MB-14MJ	150
14MJ-14MB45	150
14MJ-14MB90	150
14MJ-14MJ	145
14MJ-14MJ-12FP	144
14MJ-14MJ-12MP	145
14MJ-14MJ-14FJX	147
14MJ-14MJ-14MB	151
14MJ-14MJ90	145
14MJ-CROSS	145
14MJ-PLUG	141
14MJ-TEE	145
14MM-4FP	165
14MM-4MJ90	165
14MM-6MJ	165
14MM-6MJ90	165
14MNH	74
14OR	152, 168-169
14X1.0MST	415
14X1.5MST	415
14X2.0MST	415
14X2.5MST	415
14X3.0MST	415
15/D	462
15/F	263
150	451
150X12X12	337
150X2X2	337
150X4X2	337
150X4X4	337
150X4X6	337
150X6X4	337
150X6X6	337
150X6X8	337
150X8X6	337
150X8X8	337
1512	340
1513	340
1514	340
15190/F	262
15195/F	262
15200/F	262
15205/F	262
15210/F	262
1542/F	267
1544/F	267
15501406	207
15503506	207
15505506	207
1560	335
15601421	207
15603521	207
15605521	207
1561	335
1568	335
156X9	337
1570	335
15703520	207
15705520	207
158X6X4	337
158X6X6	337
158X9	337
159/F	266
1594	340
159503	325
159515	325
1595A	334, 340
1598	335
15BS	73
15FDL-CAP	166
15FDLX-8MJ	165
15MDL-8MJ	165
15MDL-PLUG	166
15MNL	74
15X1.0MST	415
15X1.5MST	415
15X2.0MST	415
15X2.5MST	415
15X3.0MST	415
16 MP-8FPX90	139
16/D	462
1600W	257
160R	168
160RFF	168
160X10	317
160X12	317
160X4	317
160X6	317
160X8	317
1611X10	315
1611X3	315
1611X5	315
1611X6	315
1611X8	315
161SPX10	317
161X10	317
161X12	317
161X4	317
161X6	317
161X8	317
162X10	317
162X12	317
162X4	317
162X5	317
162X6	317
162X8	317
164X12	317
164X4	317
164X6	317
164X8	317
16501406	207
16503506	207
16505506	207
16601421	207
16603521	207
16605521	207
166X10	317
166X12	317
166X4	317
166X6	317
166X6X2	317
166X8	317
166X8X8	317
16703520	207
16705520	207
168X10	317
168X10X12	317
168X10X6	317
168X12	317
168X4	317
168X4X4	317
168X5	317
168X5X4	317
168X6	317
168X6X2	317
168X6X6	317
168X6X8	317
168X8	317
168X8X4	317
168X8X8	317
169/F	266
169LX6	318
169LX8	318
169X10	317
169X10X6	317
169X4	317
169X4X4	317
169X5X4	317
169X6	317
169X6X2	317
169X6X6	317
169X6X8	317
169X8	317
169X8X4	317
169X8X8	317
16BLKHD-NUT	141
16BPPOR	168
16BS	73
16C14	300
16C14-16FJSX-B	301
16C14-16FJSX-SS	301
16C14-16MP-B	300
16C14-16MP-SS	300
16C1T-16RFJX	82
16C1T-16RMP	81
16C4	18
16C4-16FJX	78
16C4-16FL	78
16C4-16FL90	78
16C4-16MP	78
16C4-16MPX	78
16C4-20FL90	78
16C5C	15
16C5D	16
16C5E	17
16C5E-12RMP	86
16C5E-16RFJX	87
16C5E-16RFJX90	87
16C5E-16RMP	86
16C5M	16
16E-116	110, 293
16E-516	110, 293
16E-616	111, 297
16E-656	112, 299
16E-676	299
16E-696	111, 298
16EFG4K	9
16EFG5K	8
16FFN	69
16FFOR-BLKHD-NUT	158
16FFOR-CAP	158
16FFOR-NUT	158
16FFORX-16FFORX	158
16FFORX-16MB90	158
16FFS	69
16FH	148
16FHHS	148
16FJ-10MJ	147
16FJ-12MJ	147
16FJ-14MJ	147
16FJ-8MJ	147
16FJ-CAP	141
16FJX-12MP	144
16FJX-16MP	144
16FJX-16MP90	144
16FJX-NUT	141
16FJX-SLEEVE	141
16FL-16FP	147
16FLOR	148, 168-169
16FLOR-VITON	168
16FP-12FP	136
16FP-12FPX	139
16FP-12FPX45	140
16FP-12FPX90	140
16FP-16FP	136
16FP-16FP-16MP	138
16FP-16FP90	137
16FP-16FPX	139
16FP-16FPX45	140
16FP-16FPX90	140
16FP-CROSS	138
16FP-TEE	138
16FPX-12MP-TEE	140
16FPX-16FP-TEE	140
16FPX-16MP-TEE	140
16FPX-TEE	140
16G1	13
16G-12FFORX	63
16G-12FFORX90S	65
16G-12FJX	59
16G-12FJX45S	60
16G-12MP	55
16G-14FJX	59
16G-14MB	57
16G-14MJ	58
16G-16FBSPORX	74
16G-16FBSPORX45	75
16G-16FBSPORX90	75
16G-16FFORX	63
16G-16FFORX45	64
16G-16FFORX90L	65
16G-16FFORX90M	65
16G-16FFORX90S	65
16G-16FJISX	76
16G-16FJX	59
16G-16FJX45	60
16G-16FJX90L	61
16G-16FJX90M	61
16G-16FJX90S	61
16G-16FKX	76
16G-16FL	66
16G-16FL22	66
16G-16FL30	66
16G-16FL45	66
16G-16FL90	67
16G-16FPX	56
16G-16MB	57
16G-16MBSPP	72
16G-16MBSPT	74
16G-16MFA	68
16G-16MFFOR	63
16G-16MJ	58
16G-16MP	55
16G-16MPX	55
16G-16NASP	68
16G2	11
16G-20FFORX	63
16G-20FJX	59
16G-20FJX90S	61
16G-20FL	66
16G-20FL45	66
16G-20FL90	67
16G-20MFFOR	63
16G-20MJ	58
16G-25FDHORX	71
16G-28FDLORX	70
16G-28FDLORX45	70
16G-28FDLORX90	71
16G-28MLSP	73
16G-30FDHORX	71
16G3H	14
16G6K	7
16GMV	17
16GS-12FJX	25
16GS-12FLH	30
16GS-12FLH90M	31
16GS-12MP	24
16GS-14FJX	25
16GS-16FBSPORX	36
16GS-16FBSPORX45M	36
16GS-16FBSPORX90M	36
16GS-16FFORX	34
16GS-16FFORX45S	34
16GS-16FFORX90L	35
16GS-16FFORX90M	35
16GS-16FFORX90S	35
16GS-16FJX	25
16GS-16FJX30M	26
16GS-16FJX45S	26
16GS-16FJX90L	26
16GS-16FJX90M	26
16GS-16FJX90S	26
16GS-16FKX	35
16GS-16FL	27
16GS-16FL110-073	29
16GS-16FL22M	28
16GS-16FL30M	28
16GS-16FL45M	28
16GS-16FL60M	28
16GS-16FL67M	29
16GS-16FL90-120	29
16GS-16FL90M	29
16GS-16FL90S	29
16GS-16FLC	31
16GS-16FLC22-017	32
16GS-16FLC30-023	32
16GS-16FLC45-037	32
16GS-16FLC60-050	32

PART NUMBER INDEX

Part #	Page #
16GS-16FLC67-057	32
16GS-16FLC90-074	33
16GS-16FLC90-132	33
16GS-16FLH	30
16GS-16FLH22M	30
16GS-16FLH30M	30
16GS-16FLH45M	30
16GS-16FLH60M	31
16GS-16FLH67M	31
16GS-16FLH90-120	31
16GS-16FLH90M	31
16GS-16FLH90S	31
16GS-16FMX	27
16GS-16FMX45-038	27
16GS-16FMX90-056	27
16GS-16FMX90-071	27
16GS-16HLE90-127	33
16GS-16MB	25
16GS-16MBSPP	36
16GS-16MFFOR	34
16GS-16MJ	25
16GS-16MP	24
16GS-16PL	33
16GS1F-4	9, 24
16GS-20FFORX	34
16GS-20FFORX45S	34
16GS-20FFORX90M	35
16GS-20FFORX90S	35
16GS-20FJX	25
16GS-20FJX45S	26
16GS-20FJX90L	26
16GS-20FL	27
16GS-20FL22M	28
16GS-20FL30M	28
16GS-20FL45M	28
16GS-20FL60M	28
16GS-20FL67M	29
16GS-20FL90M	29
16GS-20FL90S	29
16GS-20FLC	31
16GS-20FLC22-017	32
16GS-20FLC30-023	32
16GS-20FLC45-037	32
16GS-20FLC60-050	32
16GS-20FLC67-057	32
16GS-20FLC90-074	33
16GS-20FLH	30
16GS-20FLH45M	30
16GS-20FLH90M	31
16GS-20FLH90S	31
16GS-20MJ	25
16GS-20MP	24
16GS-24FL	27
16GS-24FL90M	29
16GS-24FL90S	29
16GS-24FLH90S	31
16GS-25FDHORX	37
16GS-28FDLORX	37
16GS-28FDLORX90M	37
16GS-28MKB	36
16GS-30FDHORX	37
16GS-30FDHORX90M	38
16GS-30MDH	37
16GS-35MKB	36
16GS4	10
16M2T	11
16M3K	13
16M3K-XTF	13
16MB-12FB	151
16MB-12FP	151
16MB-16FP	151
16MB-16FP90	149
16MB-16FPX	149
16MB-16FPX45	149
16MB-16FPX90	150
16MB-16MP	151
16MB-16MP90	151
16MB-8FB	151
16MB-8FP	151
16MB-PLUG	149
16MFF-16FFORX-16MFF	157
16MFF-16MB-16MFF	156
16MFF-16MFF-16FFORX	157
16MFF-16MFF-16MB	156
16MFFOR-12MB	156
16MFFOR-12MB45	157
16MFFOR-12MB90	157
16MFFOR-12MFFOR	155
16MFFOR-12MP	155
16MFFOR-16FFORX90	157
16MFFOR-16MB	156
16MFFOR-16MB45	157
16MFFOR-16MB90	157
16MFFOR-16MBLL	156
16MFFOR-16MFFOR	155
16MFFOR-16MFFOR90	155
16MFFOR-16MP	155
16MFFOR-20MB	156
16MFFOR-20MB45	157
16MFFOR-20MB90	157
16MFFOR-BLKHD-45	158
16MFFOR-BLKHD-90	158
16MFFOR-BLKHD-UN	157
16MFFOR-CROSS	156
16MFFOR-PLUG	155
16MFFOR-TEE	156
16MJ-10MB	142
16MJ-12MB	142
16MJ-12MB45	150
16MJ-12MB90	150
16MJ-12MP	141
16MJ-12MP45	142
16MJ-12MP90	143
16MJ-14MB90	150
16MJ-16 FJX45	146
16MJ-16FFORX	159
16MJ-16FJX-16MJ	146
16MJ-16FJX90	146
16MJ-16FL	147
16MJ-16FL45	147
16MJ-16FL90	147
16MJ-16FP	143
16MJ-16FP90	144
16MJ-16FP-BLKHD	145
16MJ-16MB	142
16MJ-16MB-16MJ	150
16MJ-16MB45	150
16MJ-16MB90	143, 150
16MJ-16MFFOR	158
16MJ-16MFFOR45	159
16MJ-16MFFOR90	159
16MJ-16MJ	145
16MJ-16MJ-16FJX	147
16MJ-16MJ-16FP	144
16MJ-16MJ-16MB	151
16MJ-16MJ-16MP	145
16MJ-16MJ90	145
16MJ-16MP	141
16MJ-16MP-16MJ	144
16MJ-16MP45	142
16MJ-16MP90	143
16MJ-16MP90L	143
16MJ-16MP90LL	143
16MJ-20FL	147
16MJ-20FL45	147
16MJ-20FL90	147
16MJ-20MB	142
16MJ-20MB90	143, 150
16MJ-20MP	141
16MJ-20MP90	143
16MJ-BLKHD-45	146
16MJ-BLKHD-90	146
16MJ-BLKHD-UN	145
16MJ-CROSS	145
16MJ-PLUG	141
16MJ-TEE	145
16MM-6FP	165
16MM-6MJ	165
16MM-6MJ90	165
16MM-8MJ	165
16MNH	74
16MP-12FP-BUSH	136
16MP-12FPX	139
16MP-12FPX45	139
16MP-12FPX90	139
16MP-12MP	136
16MP-12MP90	136
16MP-16FP-16FP	137
16MP-16FP-16MP	137
16MP-16FP45	137
16MP-16FP90	137
16MP-16FPX	139
16MP-16FPX45	139
16MP-16FPX90	139
16MP-16MP	136
16MP-16MP90	136
16MP-20FP	137
16MP-20FPX	139
16MP-20FPX90	139
16MP-8FP-BUSH	136
16MP-PLUG	136
16OR	152, 168-169
16ORFF	159, 168-169, 171
16PC1F-C4	78, 82
16PC2F-2	10, 14
16PCS2F	47
16RLA	19
16RLC	18
16SQ-PLUG	136
16ST	411
16U-066	97
16U-112	96
16U-116	96
16U-166	106
16U-16L	105
16U-28C	107
16U-33K	106
16U-366	106
16U-514	97
16U-516	97
16U-520	97
16U-614	98
16U-616	98
16U-620	98
16U-656L33	99
16U-676	99
16U-696	99
16U-766	105
16U-A36	103
16U-A40	103
16U-A76	103
16U-E76	102
16U-G16	104
16U-G20	104
16U-G46	104
16U-G50	104
16U-G76	104
16U-G80	104
16U-J16	96
16U-J46	103
16U-J50	103
16U-L76	102
16U-P16	100
16U-P66	106
16U-S72	102
16U-S76	102
16U-T16	105
16X1.0MST	415
16X1.5MST	415
16X2.0MST	415
16X2.5MST	415
16X3.0MST	415
17/D	462
17/F	263, 267
171X6	318
171X6X2	318
171X6X6	318
171X8	318
17251	363
172X6	318
172X6X6	318
172X8	318
17501448	207
17501467	207
17503548	207
17503567	207
17503579	207
17504448	207
17504467	207
17504479	207
17505548	207
17505567	207
17505579	207
176/F	266
1760-369-1/4-BP	446
1760-371-1/4	445
1760-374-1/4	445
1760-379-1/4-BP	446
1760-381-1/4-BP	446
1760-383-1/4-BP	445
177/F	266
178/F	266
17880/F	262
17885/F	262
17890/F	262
17895/F	262
17900/F	262
18/D	462
18000/F	262
18500056	464
1865-318-1/4-BP	445-446
1865-346-1/4	445
1865-365-1/4	445
1865-366-1/4-BP	445-446
1865-367-1/4	445
1865-368-1/4-BP	445-446
1865-369-1/4	445
1865-370-1/4	445
1865-371-1/4-BP	445-446
1865-371-184-BP	446
1865-372-1/4-BP	445
1865-374-1/4-BP	445
1865-376-1/4-BP	445
1865-377-1/4	445
1865-378-1/4-BP	445
1865-379-1/4-BP	445-446
1865-381-1/4-BP	445-446
1865-383-1/4-BP	445
1866-366-1/4	445
1866-367-1/4	445
1866-368-1/4	445
1866-369-1/4	445
1866-370-1/4	445
1866-371-1/4	445
1866-376-1/4	445
1866-379-1/4	445
1866-381-1/4	445
1866-383-1/4	445
18BS	73
18D-CABINET	481
18FDL-CAP	166
18MDL-8MJ	165
18MDL-PLUG	166
18MM-10MJ	165
18MM-10MJ90	165
18MM-6FP	165
18MM-8FP	165
18MM-8MJ	165
18MNL	74
18X1.0MST	415
18X1.5MST	415
18X2.0MST	415
18X2.5MST	415
18X3.0MST	415
19/D	462
190	451
1-90-EL	404
1-90-ST-EL	404
1AL-PLUG	136
1-CAP	406
1-CLOSE-NIP	408
1E/PH	351
1-MERC-COUP	407
1-PLUG	406
1-ST	367
1-TEE	405
1-UNION	406
1X1/2-BUSH	407
1X1/2-RED-COUP	405
1X1/4-BUSH	407
1X2-1/2-NIP	408
1X2-NIP	408
1X3/4-BUSH	407
1X3/4-RED-COUP	405
1X3/8-BUSH	407
1X3/8-RED-COUP	405
1X3-1/2-NIP	408
1X3-NIP	408
1X4-1/2-NIP	408
1X4-NIP	408
1X5-1/2-NIP	408
1X5-NIP	408
1X6-NIP	408
2	
2/0-COMPRESSION-KIT	426
2/D	462
20/D	462
200/F	265
200-0100	180
200-0300	180
20004012	252, 259
20004013	252, 259
20004014	252, 259
20004015	252, 259
20004016	252, 253, 259
20004017	252, 253, 259
20004018	252, 253, 259
20004019	252, 253, 259
20004020	252, 259
20004021	252, 259
20004022	252, 259
20004023	252
20004024	252, 259
20004025	252
20004026	252, 259
20004027	252
20004028	252, 259
20004029	252
20004030	252, 259
20004032	252, 259
20004035	252
20004036	252, 259
20004040	252, 259
20004042	252
20004045	252, 259
20004048	252, 259
20004054	252
20004060	252
20005010	253, 259
20005011	253, 259
20005012	253, 259
20005013	259
20005014	259
20005015	259
20005016	253, 259
20005017	253, 259
20005018	253, 259
20005019	253, 259
20005020	253, 259
20005021	253, 259
20005022	253, 259
20005023	253
20005024	253, 259
20005025	253
20005026	253, 259
20005027	253
20005028	253, 259
20005029	253
20005030	253, 259
20005031	253
20005032	253, 259
20005033	253
20005034	253
20005035	253
20005036	253, 259
20005037	253
20005038	253
20005039	253
20005040	253
20005041	253
20005042	253
20005043	253
20005044	253
20005045	253
20005048	253
20005050	253
20005054	253
20005060	253
200-0600	180-181, 201
20006009	254, 259
20006010	254, 259
20006011	254, 259
20006012	254, 259
20006013	254, 259
20006014	254, 259
20006015	254, 259
20006016	254, 259
20006017	254, 259
20006018	254, 259
20006019	254, 259
20006020	254, 259
20006021	254, 259
20006022	254, 259
20006023	254
20006024	254, 259
20006025	254
20006026	254, 259
20006027	254
20006028	254, 259
20006029	254
20006030	254, 259
20006031	254
20006032	254
20006033	254
20006034	254
20006035	254
20006036	254
20006038	254
20006040	254
20006042	254
20006045	254
20006048	254
20006050	254
20006054	254
20006060	254
200-0675	180
200-0700	180
20008026	254
20008027	254
20008028	254
20008029	254
20008030	254
20008032	254
20008033	254
20008034	254
20008035	254
20008036	254
20008040	254
20008045	254
20008048	254
20008060	254
200-1000	180
20010008	255, 259
20010009	255
20010010	255, 259
20010011	255

PART NUMBER INDEX

Part #	Page #
20010012	255, 259
20010013	255
20010014	255, 259
200-1200	180, 184, 201
200-1400	180, 188, 201
200-1430	206
200-1875	180
20020008	256, 259
20020009	256, 259
20020010	256, 259
20020011	256, 259
20020012	256, 259
20020013	256, 259
20020014	256, 259
20020015	256, 259
20020016	256, 259
20020017	256, 259
20020018	256, 259
20020019	256, 259
20020020	256, 259
20021806	256, 259
20022206	256, 259
20022221	256
200-2600	180
20030010	257, 259
20030011	257, 259
20030012	257, 259
20030013	257, 259
20030014	257, 259
20030015	257, 259
20030016	257, 259
20030017	257, 259
20030018	257, 259
20030019	257, 259
20030020	257, 259
20030021	257, 259
20030022	259, 259
20030023	259, 259
20030024	257, 259
20031806	257, 259
20032206	257, 259
20032221	257
200-3500	180, 191, 201
200-3545	206
200-4400	180, 194, 202
200-5500	180, 197, 202
200-5556	206
200-6154	211, 213, 248
200-6580	221, 248
200-6794	211, 225
200-6806	211, 227, 248
200-6908	211
200-7004	211, 245
200-7155	211, 229, 248
200-7676	211, 239, 248
200-7889	248
200-7890	247
200-7989	211, 242
200-8261	211, 215, 231, 248
200-8370	211, 217, 233, 248
200-8474	211, 219, 235, 248
200-8692	211, 223, 237, 248
200-8706	225
200R	168
200RFF	168
201-0600	181
201-1200	184
201-1400	188
201-3500	191
201-4400	194
201-5500	197
201-6154	211, 213
201-6580	211, 221
201-6794	211, 225
201-6806	211, 227
201-6908	211, 211
201-7004	211, 245
201-7155	211, 229
201-7676	211, 239
201-7890	247
201-7989	211, 242
201-8261	211, 215, 231
201-8370	211, 217, 233
201-8474	211, 219, 235
201-8692	211, 223, 237
201-8706	225
202/F	265
202X10	331
202X12X8	331
202X2	331
202X3	331
202X4	331
202X4X4	331
202X5	331
202X5X4	331
202X6	331
202X6X2	331
202X6X6	331
202X8	331
202X8X4	331
202X8X8	331
20401708	255, 259
20401710	255
20501508	255
20501510	255, 259
20601308	255
20601310	255, 259
20BLKHD-NUT	141
20BS	73
20C12	9
20C4	18
20C4-20FJX	78
20C4-20FL	78
20C4-20FL90	78
20C4-20MP	78
20C4-24FL90	78
20C5C	15
20C5E	17
20C5E-20RFJX	87
20C5E-20RMP	86
20EFG5K	8
20FFOR-BLKHD-NUT	158
20FFOR-CAP	158
20FFOR-NUT	158
20FFORX-20FFORX	158
20FFORX-20MB90	158
20FH	148
20FHHS	148
20FJ-12MJ	147
20FJ-16MJ	147
20FJ-CAP	141
20FJX-20MP	144
20FJX-20MP90	144
20FJX-NUT	141
20FJX-SLEEVE	141
20FL-20FP	147
20FLOR	148, 168-169
20FLOR-VITON	168
20FP-20FP	136
20FP-20FP-20MP	138
20FP-20FP90	137
20FP-20FPX	139
20FP-20FPX45	140
20FP-20FPX90	140
20FP-CROSS	138
20FP-TEE	138
20FPX-20FP-TEE	140
20FPX-20MP-TEE	140
20FPX-TEE	140
20G1	13
20G2	11
20G-20FBSPORX	74
20G-20FBSPORX45	75
20G-20FFORX	63
20G-20FFORX45	64
20G-20FFORX90L	65
20G-20FFORX90M	65
20G-20FFORX90S	65
20G-20FJISX	76
20G-20FJX	59
20G-20FJX45	60
20G-20FJX90M	61
20G-20FL	66
20G-20FL22	66
20G-20FL45	66
20G-20FL90	67
20G-20MB	57
20G-20MFFOR	63
20G-20MJ	58
20G-20MP	55
20G-24FJX	59
20G-24FL	66
20G-24FL90	67
20G-35FDLORX	70
20G-35FDLORX90	71
20G6K	7
20GMV	17
20GS-16FJX	25
20GS-16FL	27
20GS-16FL45M	28
20GS-16FL90M	29
20GS-16FLH	30
20GS-16FLH90-100	31
20GS-16FLH90M	31
20GS-16FLH90S	31
20GS1F-4	9, 24
20GS1F-6	24
20GS-20FBSPORX	36
20GS-20FBSPORX45M	36
20GS-20FBSPORX90M	36
20GS-20FFORX	34
20GS-20FFORX45S-032	34
20GS-20FFORX90L	35
20GS-20FFORX90M	35
20GS-20FFORX90S	35
20GS-20FJX	25
20GS-20FJX45S	26
20GS-20FJX90L	26
20GS-20FJX90M	26
20GS-20FJX90S	26
20GS-20FL	27
20GS-20FL110-080	29
20GS-20FL22M	28
20GS-20FL30M	28
20GS-20FL45S	28
20GS-20FL60M	28
20GS-20FL67M	29
20GS-20FL90-168	29
20GS-20FL90M	29
20GS-20FL90S	29
20GS-20FLC	31
20GS-20FLC22-017	32
20GS-20FLC30-024	32
20GS-20FLC45-037	32
20GS-20FLC60-052	32
20GS-20FLC67-059	32
20GS-20FLC90-077	33
20GS-20FLH	30
20GS-20FLH22M	30
20GS-20FLH30M	30
20GS-20FLH45M	30
20GS-20FLH60M	31
20GS-20FLH90-076	31
20GS-20FLH90-120	31
20GS-20FLH90M	31
20GS-20FMX	27
20GS-20MB	25
20GS-20MBSPP	36
20GS-20MFFOR	34
20GS-20MJ	25
20GS-20MP	24
20GS-20PL	33
20GS-24FJX	25
20GS-24FL	27
20GS-24FL110-080	29
20GS-24FL22M	28
20GS-24FL30M	28
20GS-24FL45S	28
20GS-24FL60M	28
20GS-24FL90-118	29
20GS-24FL90S	29
20GS-24FLC	31
20GS-24FLC22-017	32
20GS-24FLC30-024	32
20GS-24FLC45-037	32
20GS-24FLC60-052	32
20GS-24FLC67-059	32
20GS-24FLC90-077	33
20GS-24FLH	30
20GS-24FLH22M	30
20GS-24FLH30M	30
20GS-24FLH45M	30
20GS-24FLH60M	31
20GS-24FLH90S	31
20GS-38FDHORX	37
20GS-38FDHORX45M	38
20GS-38FDHORX90	38
20GS-38MDH	37
20GS4	10
20MB-12FB	151
20MB-12FPX90	150
20MB-16FP	151
20MB-16FPX	149
20MB-20FP	151
20MB-20FP90	149
20MB-20FPX	149
20MB-20FPX45	149
20MB-20FPX90	150
20MB-20MP	151
20MB-20MP90	151
20MB-PLUG	149
20MFF-20FFORX-20MFF	157
20MFF-20MB-20MFF	156
20MFF-20MFF-20FFORX	157
20MFF-20MFF-20MB	156
20MFFOR-16MB90	157
20MFFOR-20FFORX90	157
20MFFOR-20MB	156
20MFFOR-20MB45	157
20MFFOR-20MB90	157
20MFFOR-20MBLL	156
20MFFOR-20MFFOR	155
20MFFOR-20MFFOR90	155
20MFFOR-20MP	155
20MFFOR-20MP90	156
20MFFOR-24MB	156
20MFFOR-BLKHD-45	158
20MFFOR-BLKHD-90	158
20MFFOR-BLKHD-UN	157
20MFFOR-CROSS	156
20MFFOR-PLUG	155
20MFFOR-TEE	156
20MJ-16FL90	147
20MJ-16MB	142
20MJ-16MB90	143, 150
20MJ-16MP	141
20MJ-16MP90	143
20MJ-20FJX-20MJ	146
20MJ-20FJX45	146
20MJ-20FJX90	146
20MJ-20FL	147
20MJ-20FL45	147
20MJ-20FL90	147
20MJ-20FP	143
20MJ-20FP90	144
20MJ-20MB	142
20MJ-20MB-20MJ	150
20MJ-20MB45	150
20MJ-20MB90	143, 150
20MJ-20MFFOR	158
20MJ-20MJ	145
20MJ-20MJ-20FJX	147
20MJ-20MJ-20FP	144
20MJ-20MJ-20MB	151
20MJ-20MJ-20MP	145
20MJ-20MJ90	145
20MJ-20MP	141
20MJ-20MP-20MJ	144
20MJ-20MP45	142
20MJ-20MP90	143
20MJ-20MP90L	143
20MJ-20MP90LL	143
20MJ-24FL45	147
20MJ-24FL90	147
20MJ-24MB	142
20MJ-24MP90	143
20MJ-CROSS	145
20MJ-PLUG	141
20MJ-TEE	145
20MM-10MJ	165
20MNH	74
20MP-12FP-BUSH	136
20MP-16FP-BUSH	136
20MP-16FPX45	139
20MP-16FPX90	139
20MP-20FP-20FP	137
20MP-20FP-20MP	137
20MP-20FP45	137
20MP-20FP90	137
20MP-20FPX	139
20MP-20FPX45	139
20MP-20FPX90	139
20MP-20MP	136
20MP-20MP90	136
20MP-24FP	137
20MP-24FPX	139
20MP-8FP-BUSH	136
20MP-PLUG	136
20OR	152, 168-169
20ORFF	159, 168-169
20PC1F-C4	78, 82
20PCM-16FL90	42
20PCM-16FLH	41
20PCM-16FLH90M	42
20PCM-20FFORX	44
20PCM-20FFORX90S	44
20PCM-20FJX	39
20PCM-20FJX90M	40
20PCM-20FL	41
20PCM-20FL30	41
20PCM-20FL45	42
20PCM-20FL60	42
20PCM-20FL90	42
20PCM-20FLC	43
20PCM-20FLC22	43
20PCM-20FLC30	43
20PCM-20FLC45	44
20PCM-20FLC60	44
20PCM-20FLC90	44
20PCM-20FLH	41
20PCM-20FLH22	41
20PCM-20FLH30	41
20PCM-20FLH45	42
20PCM-20FLH45L	42
20PCM-20FLH60	42
20PCM-20FLH90	42
20PCM-20FLH90L	42
20PCM-20FLH90XL	42
20PCM-20FMX	40
20PCM-20HLE	40
20PCM-20HLE90	40
20PCM-20MJ	39
20PCM-20MP	39
20PCM-24FLC	43
20PCM-24FLC22	43
20PCM-24FLC30	43
20PCM-24FLC45	43, 44
20PCM-24FLC60	44
20PCM-24FLC90	44
20PCM-24FLH	41
20PCM-24FLH22	41
20PCM-24FLH30	41
20PCM-24FLH45	42
20PCM-24FLH60	42
20PCM-24FLH90	42
20PCM-2F	39
20PCM-38FDHX	46
20PCM-38MDH	46
20PCS-16FBSPPX	54
20PCS-16FJX	48
20PCS-16FL	49
20PCS-16FL45	50
20PCS-16FL90	51
20PCS-16MJ	47
20PCS-1F	47
20PCS-20FBSPPX	54
20PCS-20FFORX	52
20PCS-20FFORX45	53
20PCS-20FFORX90L	53
20PCS-20FFORX90M	53
20PCS-20FFORX90S	53
20PCS-20FJX	48
20PCS-20FJX45	48
20PCS-20FJX90M	48
20PCS-20FJX90S	48
20PCS-20FKX	53
20PCS-20FL	49
20PCS-20FL22	49
20PCS-20FL30	50
20PCS-20FL45	50
20PCS-20FL60	50
20PCS-20FL60L	50
20PCS-20FL67	50
20PCS-20FL90	51
20PCS-20FL90L	51
20PCS-20FL90M	51
20PCS-20FLH	52
20PCS-20FLH45	52
20PCS-20FLH90	52
20PCS-20FMX	49
20PCS-20MB	48
20PCS-20MBSPP	54
20PCS-20MFFOR	53
20PCS-20MJ	47
20PCS-20MP	47
20PCS-24FL	49
20PCS-24FL22	49
20PCS-24FL30	50
20PCS-24FL45	50
20PCS-24FL60	50
20PCS-24FL67	50
20PCS-24FL90M	51
20PCS-24FL90S	51
20PCS-24FLH	52
20PCS-24FLH45	52
20PCS-24FLH90	52
20PCS2F	47
20PCS2F-10	10
20PCS-38FDHX	54
20PCS-38FDHX90	54
20PCS-38MDH	54
20RLC	18
20U-070	97
20U-120	96
20U-35C	107
20U-520	97
20U-620	98
20U-677	99
20U-770	105
20U-A40	103
20U-A80	103
20U-E80	102
20U-G20	104
20U-G24	104
20U-G50	104
20U-L80	102
20U-P20	100
20U-S80	102
20X1.5MST	415
20X2.0MST	415
20X2.5MST	415
20X3.0MST	415
20X3.5MST	415
20X4.0MST	415
2-1/2NSTX1-1/2NST	286
2-1/2NSTX2NPT	286

PART NUMBER INDEX

Part #	Page #
2-1/2NSTX3/4GHT	286
2-1/2NSTX3/4NPT	286
2-1/2-UNION	406
2-1/2X2-BUSH	407
21/D	462
21010025	259, 259
21010030	259, 259
21020035	257, 259
21020040	257, 259
21020045	257, 259
21020050	257, 259
21020055	257, 259
21020060	257, 259
21020065	257, 259
21020070	257, 259
21020080	257, 259
21020090	257, 259
21020100	257, 259
21020110	257, 259
21020120	257, 259
21020140	257, 259
21020160	257, 259
211/F	265
2-113N552-90	373
22/D	462
2-211N552-90	373
22BS	73
22FDL-CAP	166
22FDLX-12MJ	165
22MDL-12MJ	165
22MDL-PLUG	166
22MM-10MJ	165
22MM-10MJ90	165
22MM-12FP	165
22MM-12MJ	165
22MM-12MJ90	165
22MM-8MJ90	165
22MNL	74
22X1.5MST	415
22X2.0MST	415
22X2.5MST	415
22X3.0MST	415
23/D	462
230	451
23004008	257
23004010	257, 259
237X4	337
24/D	462
240R	168
240RFF	168
24-5B/PH	351
2-45-EL	404
2-45-ST-EL	405
24-6B/PH	351
24704N-102	83
24704N-104	83
24704N-304	83
24704N-504	83
24704N-604	84
24704N-644	85
24704N-664	85
24704N-684	85
24704N-B04	83
24704N-E04	84
24705N-104	83
24705N-305	83
24705N-505	83
24705N-605	84
24705N-645	85
24705N-665	85
24705N-685	85
24705N-B05	83
24705N-E05	84
24706N-104	83
24706N-106	83
24706N-306	83
24706N-406	84
24706N-446	85
24706N-466	85
24706N-486	85
24706N-506	83
24706N-605	84
24706N-606	84
24706N-608	84
24706N-646	85
24706N-666	85
24706N-686	85
24706N-754	85
24706N-755	85
24706N-756	85
24706N-758	85
24706N-B06	83
24706N-E04	84
24706N-E05	84
24706N-E06	84
24708N-106	83
24708N-108	83
24708N-308	83
24708N-508	83
24708N-608	84
24708N-648	85
24708N-668	85
24708N-688	85
24708N-B08	83
24710N-108	83
24710N-112	83
24710N-310	83
24710N-510	83
24710N-608	84
24710N-610	84
24710N-650	85
24710N-670	85
24710N-690	85
24712N-112	83
24712N-312	83
24712N-412	84
24712N-472	85
24712N-492	85
24712N-512	83
24712N-612	84
24712N-652	85
24712N-672	85
24712N-692	85
24716N-616	84
24716N-656	85
24716N-676	85
24716N-696	85
24B-CABINET	481
24BLKHD-NUT	141
24C/PH	351
24C12	9
24C4	18
24C4-24FJX	78
24C4-24FL	78
24C4-24FL90	78
24C4-24MP	78
24C5C	15
24D-CABINET	481
24EFG5K	8
24F/PH	351
24FFOR-BLKHD-NUT	158
24FFOR-CAP	158
24FFOR-NUT	158
24FFORX-24MB90	158
24FH	148
24FHHS	148
24FJ-20MJ	147
24FJ-CAP	141
24FJX-24MP90	144
24FJX-NUT	141
24FJX-SLEEVE	141
24FL-24FP	147
24FLOR	148, 168-169
24FLOR-VITON	168
24FP-24FP	136
24FP-24FP-24MP	138
24FP-24FP90	137
24FP-24FPX	139
24FP-24FPX45	140
24FP-24FPX90	140
24FP-CROSS	138
24FP-TEE	138
24FPX-24MP-TEE	140
24G2H	11
24G3K	9
24GMV	17
24GS4	10
24MB-20FB	151
24MB-24FP	151
24MB-24FP90	149
24MB-24FPX	149
24MB-24FPX45	149
24MB-24FPX90	150
24MB-24MP	151
24MB-24MP90	151
24MB-PLUG	149
24MFF-24FFORX-24MFF	157
24MFF-24MB-24MFF	156
24MFF-24MFF-24FFORX	157
24MFF-24MFF-24MB	156
24MFFOR-20MB	156
24MFFOR-20MB90	157
24MFFOR-24FFORX90	157
24MFFOR-24MB	156
24MFFOR-24MB45	157
24MFFOR-24MB90	157
24MFFOR-24MBLL	156
24MFFOR-24MFFOR	155
24MFFOR-24MFFOR90	155
24MFFOR-24MP	155
24MFFOR-24MP90	156
24MFFOR-BLKHD-45	158
24MFFOR-BLKHD-90	158
24MFFOR-BLKHD-UN	157
24MFFOR-PLUG	155
24MFFOR-TEE	156
24MJ-20MB	142
24MJ-20MB90	150
24MJ-20MP	141
24MJ-20MP90	143
24MJ-24FJX-24MJ	146
24MJ-24FJX45	146
24MJ-24FJX90	146
24MJ-24FL	147
24MJ-24FL45	147
24MJ-24FL90	147
24MJ-24FP	143
24MJ-24FP90	144
24MJ-24MB	142
24MJ-24MB-24MJ	150
24MJ-24MB45	150
24MJ-24MB90	143, 150
24MJ-24MFFOR	158
24MJ-24MJ	145
24MJ-24MJ-24FJX	147
24MJ-24MJ-24FP	144
24MJ-24MJ-24MB	151
24MJ-24MJ-24MP	145
24MJ-24MJ90	145
24MJ-24MP	141
24MJ-24MP-24MJ	144
24MJ-24MP45	142
24MJ-24MP90	143
24MJ-24MP90L	143
24MJ-32MB	142
24MJ-CROSS	145
24MJ-PLUG	141
24MJ-TEE	145
24MP-12FP-BUSH	136
24MP-16FP-BUSH	136
24MP-20FP-BUSH	136
24MP-20FPX	139
24MP-20FPX90	139
24MP-24FP-24FP	137
24MP-24FP-24MP	137
24MP-24FP45	137
24MP-24FP90	137
24MP-24FPX	139
24MP-24FPX45	139
24MP-24FPX90	139
24MP-24MP	136
24MP-24MP90	136
24MP-32FP	137
24MP-PLUG	136
24OR	152, 168
24ORFF	159, 168
24PC1F-C4	78, 82
24PCM-24FJX	39
24PCM-24FL	41
24PCM-24FL30	41
24PCM-24FL45	42
24PCM-24FL60	42
24PCM-24FL90	42
24PCM-24FLC	43
24PCM-24FLC30	43
24PCM-24FLC45	43, 44
24PCM-24FLC60	44
24PCM-24FLC90	44
24PCM-24FLH	41
24PCM-24FLH22	41
24PCM-24FLH30	41
24PCM-24FLH45	42
24PCM-24FLH60	42
24PCM-24FLH90	42
24PCM-24HLE	40
24PCM-24MJ	39
24PCM-24MP	39
24PCM-2F	39
24PCM-32FL	41
24PCM-32FL45	42
24PCM-32FLH	41
24PCM-32FLH90	42
24PCS-16FL67	50
24PCS-1F	9, 47
24PCS-20FL	49
24PCS-20FL45	50
24PCS-20FL90	51
24PCS-24FBSPPX	54
24PCS-24FFORX	52
24PCS-24FFORX45	53
24PCS-24FFORX90L	53
24PCS-24FFORX90M	53
24PCS-24FFORX90S	53
24PCS-24FJX	48
24PCS-24FJX45M	48
24PCS-24FKX	53
24PCS-24FL	49
24PCS-24FL110	51
24PCS-24FL120	51
24PCS-24FL22	49
24PCS-24FL30	50
24PCS-24FL45	50
24PCS-24FL60	50
24PCS-24FL67	50
24PCS-24FL90	51
24PCS-24FL90L	51
24PCS-24FL90M	51
24PCS-24FLH	52
24PCS-24FLH45	52
24PCS-24FLH90	52
24PCS-24MBSPP	54
24PCS-24MJ	47
24PCS-24MP	47
24PCS2F	10, 47
24PCS-32FJX	48
24PCS-32FL	49
24PCS-32FL22	49
24PCS-32FL30	50
24PCS-32FL45	50
24PCS-32FL60	50
24PCS-32FL67	50
24PCS-32FL90	51
24PCS-32FL90L	51
24PCS-32FL90M	51
24PCS-32FLH	52
24PCS-32FLH45	52
24PCS-32FLH90	52
24RLC	18
25/D	462
250V	257
252X10	331
252X12	331
252X2	331
252X3	331
252X4	331
252X5	331
252X6	331
252X7	331
252X8	331
25BS	73
25C/PH	351
25F/PH	351
25MNH	74
25X10	312
25X2.0MST	415
25X2.5MST	415
25X3.0MST	415
25X3.5MST	415
25X4	312
25X4.0MST	415
25X4.5MST	415
25X5	312
25X5.0MST	415
25X6	312
25X8	312
26/D	462
265/F	263
266/F	263
2698/F	263
26MM-12MJ	165
270	451
2703/F	263
2704/F	263
2709/F	263
275/F	263
276/F	263
27MM-12FP	165
27MM-12MJ	165
28BS	73
28MNL	74
28RLC	18
28X1.5MST	415
28X2.0MST	415
28X3.0MST	415
28X4.0MST	415
2-90-EL	404
2-90-ST-EL	404
2-A-16	368
2-A-16BS	368
2AL-PLUG	136
2C/PH	357
2-CAP	406
2C-E/PH	357
2-CLOSE-NIP	408
2E/PH	351
2FBSPP-CAP	166
2FP-2FP	136
2FP-2FP-2MP	138
2FP-2FP90	137
2FP-2FPX	139
2FP-2FPX90	140
2FP-CROSS	138
2FP-TEE	138
2FPX-2FP-TEE	140
2FPX-2MP-TEE	140
2FPX-TEE	140
2I-16	368
2-I-16BS	368
2LR	482
2MBSPPOR-4MJ	164
2MBSPP-PLUG	166
2MBSPT-4MJ	164
2MBSPT-PLUG	166
2-MERC-COUP	407
2MJ-2FP	143
2MP-2FP-2FP	137
2MP-2FP-2MP	137
2MP-2FP45	137
2MP-2FP90	137
2MP-2FPX	139
2MP-2FPX45	139
2MP-2FPX90	139
2MP-2MP	136
2MP-2MP90	136
2MP-4FP	137
2MP-4FPX	139
2MP-4FPX45	139
2MP-4FPX90	139
2MP-PLUG	136
2-PLUG	406
2SQ-PLUG	136
2-ST	367
2-TEE	405
2-UNION	406
2X1/2-BUSH	407
2X1/4-BUSH	407
2X1-1/2-BUSH	407
2X1-1/2-RED-COUP	405
2X1-1/4-BUSH	407
2X1-1/4-RED-COUP	405
2X1-BUSH	407
2X1-RED-COUP	405
2x2-1/2-NIP	408
2X3/4-RED-COUP	405
2X3/8-BUSH	407
2x3-NIP	408
2x4-NIP	408
2x5-NIP	408
2x6-NIP	408
3	
3/4-45-EL	404
3/4-45-ST-EL	405
3/4-90-EL	404
3/4-90-ST-EL	404
3/4-CAP	406
3/4-CLOSE-NIP	408
3/4-MERC-COUP	407
3/4-PLUG	406
3/4-TEE	405
3/4-UNION	406
3/4X1/2-BUSH	407
3/4X1/2-RED-COUP	405
3/4X1/4-BUSH	407
3/4X1/4-RED-COUP	405
3/4X1/8-BUSH	407
3/4X1-1/2-NIP	408
3/4X2-1/2-NIP	408
3/4X2-NIP	408
3/4X3/8-BUSH	407
3/4X3/8-RED-COUP	405
3/4X3-1/2-NIP	408
3/4X3-NIP	408
3/4X4-1/2-NIP	408
3/4X4-NIP	408
3/4X5-1/2-NIP	408
3/4X5-NIP	408
3/4X6-NIP	408
3/8-20SWH	283
3/8-25SWH	279
3/8-40SWH	279, 283
3/8-45-EL	404
3/8-45-ST-EL	405
3/8-50SWH	279, 283
3/8-50SWH-BLUE	279, 283
3/8-90-EL	404
3/8-90-ST-EL	404
3/8-CAP	406
3/8-CLOSE-NIP	408
3/8-MERC-COUP	407
3/8-PLUG	406
3/8-TEE	405
3/8-UNION	406
3/8X1/4-BUSH	407
3/8X1/4-RED-COUP	405
3/8X1/8-BUSH	407
3/8X1-1/2-NIP	408

PART NUMBER INDEX

Part #	Page #
3/8X2-1/2-NIP	408
3/8X25SA200	280
3/8X25SA250	280
3/8X25SABLUE	280
3/8X2-NIP	408
3/8X3-1/2-NIP	408
3/8X3-NIP	408
3/8X4-1/2-NIP	408
3/8X4-NIP	408
3/8X50SA200	280
3/8X50SA250	280
3/8X50SABLUE	280
3/8X5-1/2-NIP	408
3/8X5-NIP	408
3/8X6-NIP	408
3/D	462
3000/F	265
300-0600	181, 201
3000B	469
3000B-PUMP	470
300-1200	185, 201
300-1400	188, 201
300-3500	191, 201
3004/F	265
300-4400	194, 202
3005/F	265
3005-3	373
300-5500	197, 202
3006/F	265
300-6126	213, 248
300-6229	215, 248
300-6336	217, 248
300-6436	219, 248
300-6545	221, 248
300-6645	223, 248
300-6745	226
300-6854	227
3007/F	265
300-7061	245
300-7123	229
300-7234	231, 248
300-7334	233
300-7434	235
300-7539	237
300-7639	239, 248
300-7839	247
300-7951	242
3008/F	265
3009/F	265
3009-3	373
300EPDM-1	279
300EPDM-1-1/2	279
300EPDM-1-1/4	279
300EPDM-2	279
300EPDM-2-1/2	279
300EPDM-3	279
300EPDM-4	279
300EPDM-6	279
300V	257
3010/F	265
3011/F	264
3015/F	270
3-0180	209
3022/F	265
302-5500	197, 202
3026/F	264
3027/F	263
3028/F	261
302X2	332
302X3	332, 334
302X4	332, 334
302X5	332, 334
302X6	332, 334
302X8	332
3034/F	261
3039/F	265
3040/F	265
3054/F	266
3055/F	266
3056/F	266
3057/F	266
30BS	73
30MNH	74
30R	168
30X2.0MST	415
30X2.5MST	415
30X3.0MST	415
30X4.0MST	415
30X5.0MST	415
310/F	266
311/F	266
3129X2	310
3129X4	310
3129X6	310
3129X8	310
3130-02	117
3130-03	117
3130-04	117
3130-05	117
3130-06	117
3130-08	117
3130-12	117
3130-16	117
3137/F	265
3150X2	310
3150X4	310
3150X6	310
3151X12	310
3151X2	310
3151X4	310
3151X6	310
3151X8	310
3152X12	310
3152X2	310
3152X4	310
3152X6	310
3152X8	310
3169/F	266
3173/F	264
3178/F	265
32 MJ-32MP90	143
320	452
3200X12X8	310
3200X2	310
3200X4	310
3200X4X2	310
3200X6	310
3200X6X2	310
3200X6X4	310
3200X8	310
3200X8X6	310
320-3	334
320-4	334
320-5	334
320-6	334
320R	168
3-2-119	209
3-2-159	209
3220X12X2	310
3220X12X4	310
3220X12X6	310
3220X12X8	310
3220X16X12	310
3220X16X6	310
3220X16X8	310
3220X4X2	310
3220X6X2	310
3220X6X4	310
3220X8X2	310
3220X8X4	310
3220X8X6	310
3244/F	264
3246/F	264
3-2-479	209
3250X2	310
3250X4	310
3250X6	310
3250X8	310
32-99004	302, 362
32-99010	362
32-99011	362
32-99014	362
32-99015	362
32-99020	362
32-99022	362
32-99030	362
32-99063	362
32BLKHD-NUT	141
32BPPOR	168
32C12	9
32C4	18
32C4-32FJX	78
32C4-32FL	78
32C4-32FL90	78
32C4-32MP	78
32C5C	15
32EFG5K	8
32FH	148
32FHHS	148
32FJ-CAP	141
32FJX-32MP90	144
32FJX-NUT	141
32FJX-SLEEVE	141
32FL-32FP	147
32FLOR	148, 168
32FLOR-VITON	168
32FP-32FP	136
32FP-32FP90	137
32FP-32FPX	139
32FP-32FPX90	140
32FP-CROSS	138
32FP-TEE	138
32G2H	11
32G3K	9
32GMV	17
32GS4	10
32MB-24FB	151
32MB-32FP	151
32MB-32FP90	149
32MB-32FPX	149
32MB-32FPX90	150
32MB-32MP	151
32MB-32MP90	151
32MB-PLUG	149
32MJ-24MB	142
32MJ-32FJX-32MJ	146
32MJ-32FJX45	146
32MJ-32FJX90	146
32MJ-32FL	147
32MJ-32FL45	147
32MJ-32FL90	147
32MJ-32FP	143
32MJ-32FP90	144
32MJ-32MB	142
32MJ-32MB45	150
32MJ-32MB90	143, 150
32MJ-32MJ	145
32MJ-32MJ-32FJX	147
32MJ-32MJ-32FP	144
32MJ-32MJ-32MP	145
32MJ-32MJ90	145
32MJ-32MP-32MJ	144
32MJ-32MP45	142
32MJ-PLUG	141
32MJ-TEE	145
32MP-20FP-BUSH	136
32MP-24FP-BUSH	136
32MP-32FP-32FP	137
32MP-32FP90	137
32MP-32FPX	139
32MP-32FPX45	139
32MP-32FPX90	139
32MP-32MP	136
32MP-PLUG	136
32OR	152, 168
32PC1F-C4	78, 82
32PCM-2F	39
32PCM-32FJX	39
32PCM-32FL	41
32PCM-32FL45	42
32PCM-32FL90	42
32PCM-32FLC	43
32PCM-32FLC45	43, 44
32PCM-32FLC90	44
32PCM-32FLH	41
32PCM-32FLH30	41
32PCM-32FLH60	42
32PCM-32FLH90	42
32PCM-32HLE	40
32PCM-32MJ	39
32PCM-32MP	39
32PCS-1F	9, 47
32PCS-1F-G3K	9
32PCS-24FL45	50
32PCS-24FL90	51
32PCS2F	10, 47
32PCS-32FBSPPX	54
32PCS-32FJX	48
32PCS-32FL	49
32PCS-32FL110	51
32PCS-32FL125	51
32PCS-32FL22	49
32PCS-32FL30	50
32PCS-32FL45	50
32PCS-32FL60	50
32PCS-32FL67	50
32PCS-32FL90	51
32PCS-32FL90L	51
32PCS-32FL90M	51
32PCS-32FLH	52
32PCS-32FLH45	52
32PCS-32FLH90	52
32PCS-32MBSPP	54
32PCS-32MJ	47
32PCS-32MP	47
32RLC	18
330	452
3300X12	310
3300X12X8	310
3300X2	310
3300X4	310
3300X4X2	310
3300X6	310
3300X6X2	310
3300X6X4	310
3300X8	310
3300X8X4	310
3300X8X6	310
331573	244
3-3-1601KX	209
3325X12	311
3325X12X8	311
3325X2	311
3325X4	311
3325X4X2	311
3325X6	311
3325X6X2	311
3325X6X4	311
3325X8	311
3325X8X4	311
3325X8X6	311
3326X12	311
3326X2	311
3326X4	311
3326X6	311
3326X8	311
3327X2	311
3327X4	311
3327X6	311
3327X8	311
3328X12	311
3328X2	311
3328X4	311
3328X6	311
3328X8	311
3329X12	311
3329X2	311
3329X4	311
3329X6	311
3329X8	311
3330X12	311
3330X2	311
3330X4	311
3330X6	311
3330X8	311
3331X4	311
3331X8	311
3332X12	311
3332X2	311
3332X4	311
3332X6	311
3332X8	311
3334X2	311
3334X4	311
3334X6	311
3334X8	311
3-3-488KX	209
3-3-508KX	209
3350X12	311
3350X2	311
3350X4	311
3350X6	311
3350X8	311
338/F	264
3400X12	311
3400X2	311
3400X4	311
3400X4X2	311
3400X6	311
3400X8	311
341586	241
342/F	264
342221	241, 244
343/F	264
3-45-EL	404
346/F	264
347/F	264
3470/F	264
3473/F	264
35 203-205, 260	
3500X12	311
3500X2	311
3500X4	311
3500X6	311
3500X8	311
35099-EGS	483
35099-EM	483
350W	257
351/F	265
352X4	332
352X5X4	332
352X6	332
352X6X2	332
352X8	332
353/F	265
3548/F	263
3580-04	118
3580-06	118
3580-08	118
35BS	73
35MNL	74
35QDGRE-BP	283
35QDRED-BP	283
35QDWHI-BP	283
35QDYEL-BP	283
35X	260
35X2.0MST	415
35X3.0MST	415
35X4.0MST	415
35X5.0MST	415
3600X12	311
3600X2	311
3600X4	311
3600X6	311
3600X8	311
3620C-3/16	16
3620C-5/16	16
362428	242
362430	242
362434	242
362448	239
362-AIRCHUCK	363
3630-03	119
3630-04	119
3630-05	119
3630-06	119
3630-08	119
3630-12	119
3630-16	119
363606	241, 244
365722	241
365725	244
36-LANCE	283
3700X12	311
3700X2	311
3700X4	311
3700X6	311
3700X8	311
3750X2	311
3750X4	311
3750X6	311
3750X8	311
37AL-03003	118
37AL-04003	118
37AL-05003	118
37AL-06003	118
37AL-08003	118
3800-03	116
3800-04	116
3800-06	116
3800-08	116
380882	244
380883	241, 244
380907	239
380908	239
38166-01812	324
38166-02137	324
38166-02412	324
38166-02837	324
38166-03012	324
38166-03200	324
38166-03437	324
38166-03612	324
38166-04112	324
38353-01800	324
38353-02037	324
38353-02400	324
38353-02837	324
38353-03000	324
38353-03200	324
38353-03437	324
38353-03600	324
38353-04112	324
38BS	73
38MNH	74
38X2.5MST	415
38X3.0MST	415
38X4.0MST	415
38X5.0MST	415
38X7.0MST	415
3903/7903	117-119
3903-02102	121
3903-02244	123
3903-02543	123
3903-02544	123
3903-03102	121
3903-03104	121
3903-03106	121
3903-03144	122
3903-03244	123
3903-03504	122
3903-03544	123
3903-03644	124
3903-04102	121
3903-04104	121
3903-04106	121

Part #	Page #
3903-04144	122
3903-04244	123
3903-04404	125
3903-04474	125
3903-04504	122
3903-04505	122
3903-04506	122
3903-04544	123
3903-04545	123
3903-04545-003	123
3903-04546	123
3903-04644	124
3903-04645	124
3903-05104	121
3903-05106	121
3903-05144	122
3903-05244	123
3903-05404	125
3903-05406	125
3903-05476	125
3903-05506	122
3903-05545	123
3903-05546	123
3903-05606	124
3903-05646	124
3903-06104	121
3903-06106	121
3903-06108	121
3903-06146	122
3903-06246	123
3903-06406	125
3903-06476	125
3903-06506	122
3903-06508	122
3903-06546	123
3903-06548	123
3903-06606	124
3903-06646	124
3903-06648	124
3903-08106	121
3903-08108	121
3903-08148	122
3903-08248	123
3903-08408	125
3903-08478	125
3903-08508	122
3903-08510	122
3903-08512	122
3903-08548	123
3903-08550	123
3903-08648	124
3903-08650	124
3903-12112	121
3903-12152	122
3903-12412	125
3903-12482	125
3903-12552	123
3903-16116	121
3903-16416	125
390C	119
3-90-EL	404
390H-03102	121
390H-03104	121
390H-03106	121
390H-03144	122
390H-04102	121
390H-04106	121
390H-04144	122
390H-04404	125
390H-05104	121
390H-06104	121
390H-06106	121
390H-06108	121
390H-06146	122
390H-06406	125
390H-08106	121
390H-08108	121
390H-08148	122
390H-08408	125
390H-12112	121
390H-12152	122
390H-16	119
390H-16116	121
390N-12112	121
390N-16116	121
3-90-ST-EL	404
390V-03104	121
390V-03106	121
390V-04104	121
390V-04106	121
390V-06106	121
3950X12	310
3950X12/C	310
3950X4	310
3950X6	310
3950X8	310
39549	468
3981-19120	119
3981-30220	119
3981-30320	119
3981-30420	119
3981-30520	119
3-A-21	368
3-A21BS	368
3C/PH	357
3C6	14
3-CAP	406
3C-E/PH	357
3-CLOSE-NIP	408
3E/PH	351
3G1	13
3G2	11
3-I-21	368
3-I-21BS	368
3LOLAPLUS	20
3LOLBPLUS	20
3-MERC-COUP	407
3OCT-04	117
3OCT-05	117
3OCT-06	117
3OCT-08	117
3OR	152, 168
3-PLUG	406
3R80-03	116
3R80-04	116
3R80-06	116
3R80-08	116
3R80-12	116
3R80-16	116
3RLA	19
3-ST	367
3-TEE	405
3-UNION	406
3X1-1/2-BUSH	407
3X2-1/2-BUSH	407
3X2-1/2-RED-COUP	405
3X2-BUSH	407
3X2-RED-COUP	405
3X3-NIP	408
3X4-NIP	408
3X5-NIP	408
3X6-NIP	408
4	
4/D	462
40	260
400/D	288, 463
4000/PH	354
400-0012	180
400-0015	180
400-0016	180
400-0019	180, 192, 201
400-0020	180
400-0021	180, 195, 198
4000-15	371
4000-16	371
4000-2	371
4000-3	371
4000-5	371
4000-6P	371
400-1214	182, 201
400-1618	180, 188, 201, 206
4001N	422
4001P	422
4001U	422
4002N	422
4002P	422
4002U	422
400-4	371
4004N	422
4004P	422
4004U	422
400-6126	212, 213, 248
400-6229	212, 215, 248
400-6336	212, 248
400-6436	212, 219, 248
400-6545	212, 221, 223, 248
400-6745	212, 226
400-6854	212, 227
4006N	422
4006P	422
4006U	422
400-7061	246
400-7123	212, 229
400-7234	212, 231, 233, 235, 248
400-7539	212, 237, 239, 248
400-7651	212
400-7951	242
4008N	422
4008P	422
4008U	422
400W	257
401-0021	180
4010-2	371
4010-3	371
4010-69	371
4010N	422
4010P	422
401-1214	182
401-1618	180, 185, 188
4012V	252
4013V	252
4014V	252
4015V	252
4016W	252-253
4017W	252-253
4018W	252-253
4019W	252-253
40-2	260
402-0016	180
402-0018	180
402-0020	180
4020N	422
4020P	422
4020X	252
4021X	252
4022X	252
4023X	252
4024X	252
4025X	252
4026X	252
402-7639	212
4027X	252
4028X	252
4029X	252
402X12	332
402X2	332
402X3	332
402X4	332
402X4X4	332
402X5	332
402X5X4	332
402X6	332
402X6X2	332
402X6X6	332
402X8	332
402X8X4	332
402X8X8	332
4030N	422
4030P	422
4030X	252
4032X	252
4035X	252
4036X	252
404-0019	180
404-0021	180, 202
4040N	422
4040P	422
4040X	252
404-1214	180
404-1615H	180
404-1618	180
404-2120	180
404-2720	180, 192, 195, 198, 202, 206
4042X	252
4045X	252
404-6126	213
404-6229	215
404-6336	212
404-6436	219
404-6545	221, 223
404-6745	226
404-6854	212, 227
404-7061	212, 246
404-7123	229
404-7234	231, 233, 235
404-7539	237, 239
404-7951	242
4048X	252
405	324
4050-15	371
4050-16	371
4050-2	371
4050-3	371
4050-4	371, 373
4050-5	371
4050-6P	371
4054X	252
4060-4	373
4060X	252
4065-4	373
4065-4L	373
406-7234	212
406-7951	212
4070-4	373
40800/PH	354
40B-CABINET	481
40C5C	15
40QDBLA-BP	283
40QDGRE-BP	283
40QDRED-BP	283
40QDWHI-BP	283
40QDYEL-BP	283
40R	168
40RFF	168
40X	260
41	260
4100-5	371
4101N	422
4101P	422
4102N	422
4102P	422
4110-5	371
4110N	422
4110P	422
4120N	422
4120P	422
4130N	422
4130P	422
4140N	422
4140P	422
4150-5	371
41X	260
41X10	312
41X12	312
41X3	312
41X4	312
41X5	312
41X6	312
41X8	431
4201N	422
4201P	422
4202N	422
4202P	422
4210N	422
4210P	422
4215-001	431
4220N	422
4220P	422
4230N	422
4230P	422
4240N	422
4240P	422
4250-4	372, 373
42504N-102	79
42504N-104	79
42504N-504	80
42504N-505	80
42504N-506	80
42504N-604	80
42504N-605	80
42504N-606	80
42504N-644	81
42504N-664	81
42504N-684	80
42506N-104	79
42506N-106	79
42506N-406	80
42506N-506	80
42506N-508	80
42506N-606	80
42506N-608	80
42506N-646	81
42506N-666	81
42506N-686	80
42508N-106	79
42508N-108	79
42508N-112	79
42508N-508	80
42508N-510	80
42508N-608	80
42508N-610	80
42508N-648	81
42508N-668	81
42508N-670	81
42508N-688	80
42508N-690	80
42512N-112	79
42512N-412	80
42512N-512	80
42512N-610	80
42512N-612	80
42512N-614	80
42512N-652	81
42512N-672	81
42512N-692	80
42516N-116	79
42516N-516	80
42516N-616	80
42516N-676	81
42516N-696	80
42520N-120	79
42520N-620	80
42524N-124	79
42524N-624	80
42532N-632	80
4255-001	431
4255-001M	431
4266-001	431
4275-001	431
428-00	326
428-01	326
428-02	326
428-03	326
428-05	327
428-45	326
4285-001	431
4285-001M	431
428-68	326
428-90	326
428D-00	327
428D-45	327
428D-90	327
42B-CABINET	481
42BS	73
42MNL	74
42X10	312
42X10X8	312
42X12	312
42X2.0MST	415
42X3	312
42X3.0MST	415
42X4	312
42X4.0MST	415
42X5	312
42X5.0MST	415
42X5X4	312
42X6	312
42X6X5	312
42X8	312
42X8X6	312
4301N	422
4301P	422
4302N	422
4302P	422
4310N	422
4310P	422
431X4	332
4320N	422
4320P	422
4330N	422
4330P	422
4340N	422
4340P	422
4400/PH	354
4-45-EL	404
44X10	312
44X12	312
44X3	312
44X4	312
44X6	312
44X8	312
4500/PH	354
450W	257
4510	424
4520	424
452X3	332
452X4	332
452X6	332
452X8	332
4530	424
4530-01002	475
4540-00001	119
4540-00002	119
4540-00003	119
4540-302	117
4540-303	116-119
4540-30300	118
4540-304	116-119
4540-305	117, 119
4540-30500	118
4540-306	116-119
4540-30600	118
4540-308	116-119
4540-30800	118
4540-312	117-119
4540-3W4	117
4540-3W400	118
4540-B16	119
4540-H012	116
4540-H018	116
4540-H03	116
4540-H04	116
4540-H06	116
4540-H08	116, 117

Part #	Page #	Part #	Page #	Part #	Page #	Part #	Page #	Part #	Page #	Part #	Page #	Part #	Page #
4548-03750	119	4599-TP310	124	4901H	424	4C5E-4RMIX90	87	4G-4FJX90M	61	4G-8FDHORX	71	4MJ- 6MP	141
4548-05000	119	4599-TP312	124, 125	4902F	424	4C5E-4RMP	86	4G-4FJX90S	61	4G-8FDHORX45	72	4MJ-2FP	143
4548-06000	119	4599-TP401	126	4902H	424	4C6	14	4G-4FKX	76	4G-8FDHORX90	72	4MJ-2FP90	144
4548-07500	119	4599-TP402	126	4904F	424	4-CLOSE-NIP	408	4G-4FKX45	76	4G-8FDLORX	70	4MJ-2FP-BLKHD	145
4548-10750	119	4599-TP403	126	4906F	424	4FBSPP-CAP	166	4G-4FKX90M	76	4G-8FDLORX45	70	4MJ-2MP	141
4554-04000	120	4599-TP404	126	4-90-EL	404	4FFN	69	4G-4FP	56	4G-8FDLORX90	71	4MJ-2MP45	142
4554-06000	120	45J0-04300	475	4910F	424	4FFOR-BLKHD-NUT	158	4G-4FPX	56	4G-8FFORX	63	4MJ-2MP-4MJ	144
4554-07000	120	45QDGRE-BP	283	4910H	424	4FFOR-CAP	158	4G-4FSX	62	4G-8FFORX90M	65	4MJ-2MP90	143
4554-08000	120	45QDRED-BP	283	4920F	424	4FFOR-NUT	158	4G-4FSX90	62	4G-8FG	69	4MJ-2MP90L	143
4554-10000	120	45QDWHI-BP	283	4920H	424	4FFORX-4FFORX	158	4G-4MB	57	4G-8MDH	71	4MJ-2MP90LL	143
4554-12000	120	45QDYEL-BP	283	4930F	424	4FFORX-4MB90	158	4G-4MBAX	77	4G-8MDL	70	4MJ-4FFORX	159
4554-14000	120	45X3	312	4930H	424	4FFS	69	4G-4MBAX45	77	4G-8MLSP	73	4MJ-4FJX45	146
4554-16000	120	45X4	312	4940F	424	4FJ-CAP	141	4G-4MBAX90L	77	4G-8MP	55	4MJ-4FJX-4MJ	146
4554-19000	120	45X6	312	4940H	424	4FJIS-CAP	167	4G-4MBAX90S	77	4G-8MPX	55	4MJ-4FJX90	146
4554-22000	120	45X8	312	4950/F	264	4FJX-2MP90	144	4G-4MBSPP	72	4-I-26	368	4MJ-4FP	143
4560-08801	476	45X8X8X8	312	4951/F	264	4FJX-4MP	144	4G-4MBSPT	74	4-I-26BS	368	4MJ-4FP90	144
4560-CP014	476	463/D	288	49X10	313	4FJX-NUT	141	4G-4MBX	57	4LOC	19	4MJ-4MB	142
4599-FP002	123	46X10	313	49X10X12	313	4FJX-SLEEVE	141	4G-4MFA	68	4LOLAPLUS	20	4MJ-4MB45	150
4599-FP004	123	46X2	313	49X10X6	313	4FK-CAP	167	4G-4MFFOR	63	4LOLBPLUS	20	4MJ-4MB-4MJ	150
4599-FP005	123	46X3	313	49X12	313	4FP-2FP	136	4G-4MIX	67	4M2T	11	4MJ-4MB90	143, 150
4599-FP006	123	46X4	313	49X12X12	313	4FP-2FP90	137	4G-4MIX90	68	4M3K	13	4MJ-4MFFOR	158
4599-FP008	123	46X4X4	313	49X2	313	4FP-2FPX90	140	4G-4MJ	58	4M3K-XTF	13	4MJ-4MFFOR45	159
4599-FP010	123	46X5X4	313	49X3	313	4FP-4FP	136	4G-4MP	55	4M4K	12	4MJ-4MFFOR90	159
4599-FP011	123	46X6	313	49X4	313	4FP-4FP-4MP	138	4G-4MPLN	55	4MB-2FP	151	4MJ-4MI	153
4599-FP012	123	46X6X12	313	49X4X4	313	4FP-4FP90	137	4G-4MPX	55	4MB-2FP90	149	4MJ-4MJ	145
4599-FP013	123	46X6X2	313	49X4X6	313	4FP-4FPX	139	4G-4MPX90	56	4MB-2MP	151	4MJ-4MJ-2FP	144
4599-FP015	123	46X6X8	313	49X5	313	4FP-4FPX45	140	4G-4MS	62	4MB-2MP90	151	4MJ-4MJ-2MP	145
4599-FP016	123	46X8	313	49X5X4	313	4FP-4FPX90	140	4G-4NASP	68	4MB-4FP	151	4MJ-4MJ-4FJX	147
4599-FP017	123	46X8X12	313	49X6	313	4FP-6FPX	139	4G-5FJX	59	4MB-4FPX	149	4MJ-4MJ-4FP	144
4599-FP018	123	46X8X4	313	49X6X2	313	4FP-6FPX90	140	4G-5FJX45	60	4MB-4FPX45	149	4MJ-4MJ-4MB	151
4599-FP024	123	46X8X8	313	49X6X6	313	4FP-CROSS	138	4G-5FJX90M	61	4MB-4FPX90	150	4MJ-4MJ-4MP	145
4599-FP413	126	4801F	424	49X6X8	313	4FP-F22-BP	283	4G-5FJX90S	61	4MB-PLUG	149	4MJ-4MJ90	145
4599-FP414	126	4801H	424	49X7	313	4FP-M22-BP	283	4G-5FSX	62	4MBSPP-4FP	164	4MJ-4MP	141
4599-FP416	126	4802F	424	49X8	313	4FP-TEE	138	4G-5FSX45-009	62	4MBSPP-4MJ	164	4MJ-4MP45	142
4599-FP418	126	4802H	424	49X8X12	313	4FPX-4FP-TEE	140	4G-5FSX90-046	62	4MBSPP-4MP	164	4MJ-4MP-4MJ	144
4599-FP422	126	4804F	424	49X8X4	313	4FPX-4MP-TEE	140	4G-5MB	57	4MBSPPOR-4MJ	164	4MJ-4MP90	143
4599-FP502	127	4804H	424	49X8X8	313	4FPX-6FP-TEE	140	4G-5MBX90	58	4MBSPPOR-6MJ	164	4MJ-4MP90L	143
4599-FP503	127	4806F	424	4-A-26	368	4FPX-6MP-TEE	140	4G-5MFA	68	4MBSPP-PLUG	166	4MJ-4MP90LL	143
4599-FP504	127	4808F	424	4-A-26BS	368	4FPX-TEE	140	4G-5MIX	67	4MBSPT-4MJ	164	4MJ-5MB	142
4599-FP505	127	4810F	424	4AL-PLUG	136	4G1	13	4G-5MIX90	68	4MBSPT-4MJ90	164	4MJ-6MB	142
4599-MP001	121, 122	4810H	424	4BLKHD-NUT	141, 316	4G-10FDHORX	71	4G-5MJ	58	4MBSPT-6MJ	164	4MJ-6MB90	143, 150
4599-MP002	121, 122	4820F	424	4BPPOR	168	4G-10FDHORX90	72	4G-5MS	62	4MBSPT-PLUG	166	4MJ-6MP90	143
4599-MP003	122	4820H	424	4C14	300	4G-10FDLORX	70	4G-6FBSPORX	74	4MBT-4MJ	153	4MJ-8MB	142
4599-MP004	121, 122	4830F	424	4C14-2MP-B	300	4G-10FDLORX45	70	4G-6FDLORX	70	4-MERC-COUP	407	4MJ-8MP90	143
4599-MP005	121, 122	4830H	424	4C14-2MP-SS	300	4G-10FDLORX90	71	4G-6FFORX	63	4MFF-4FFORX-4MFF	157	4MJ-BLKHD-45	146
4599-MP006	122	4840F	424	4C14-4FJSX-B	301	4G-10MDH	71	4G-6FFORX45	64	4MFF-4MB-4MFF	156	4MJ-BLKHD-90	146
4599-MP007	121, 122	4840H	424	4C14-4FJSX-SS	301	4G-10MDL	70	4G-6FFORX90L	65	4MFF-4MFF-4FFORX	157	4MJ-BLKHD-TEE	146
4599-MP008	121, 122	48X10	313	4C14-4FSX45	301	4G-10MLSP	73	4G-6FFORX90M	65	4MFF-4MFF-4MB	156	4MJ-BLKHD-UN	145
4599-MP009	121, 122	48X10X12	313	4C14-4FSX90	302	4G-12FDLORX	70	4G-6FFORX90S	65	4MFFOR-2MP	155	4MJ-CROSS	145
4599-MP010	122	48X10X6	313	4C14-4MIX	302	4G2	11	4G-6FJX	59	4MFFOR-2MP90	156	4MJIS-PLUG	167
4599-MP011	121, 122	48X12	313	4C14-4MIX45	302	4G-2FP	56	4G-6FJX45	60	4MFFOR-4FFORX90	157	4MJ-PLUG	141
4599-MP012	122	48X12X12	313	4C14-4MIX90	302	4G-2MP	55	4G-6FJX90L	61	4MFFOR-4FJX	157	4MJ-TEE	145
4599-MP013	121	48X3	313	4C14-4MP-B	300	4G-2MPX	55	4G-6FJX90M	61	4MFFOR-4MB	156	4MK-4MJ	167
4599-MP023	121	48X4	313	4C14-4MP-SS	300	4G-2MPX90	56	4G-6FJX90S	61	4MFFOR-4MB45	157	4MK-4MK	167
4599-MP037	125	48X4X4	313	4C1T-2RMP	81	4G3H	14	4G-6FP	56	4MFFOR-4MB90	157	4MK-PLUG	167
4599-MP039	125	48X4X6	313	4C1T-4RFJX	82	4G-4FBSPORX	74	4G-6FSX	62	4MFFOR-4MFFOR	155	4MP-12FGH	338
4599-MP042	125	48X5	313	4C1T-4RFJX90	82	4G-4FBSPORX45	75	4G-6MB	57	4MFFOR-4MFFOR90	155	4MP-2FP90	137
4599-MP045	125	48X5X4	313	4C1T-4RMP	81	4G-4FBSPORX90	75	4G-6MBAX	77	4MFFOR-4MP	155	4MP-2FP-BUSH	136
4599-MP046	125	48X6	313	4C1T-4RMPX	82	4G-4FBSPORX90BL	75	4G-6MBX	57	4MFFOR-4MP90	156	4MP-2FPX	139
4599-MP501	127	48X6X2	313	4C1T-5RFJX	82	4G-4FFORX	63	4G-6MBX90	58	4MFFOR-6MB	156	4MP-2FPX90	139
4599-MP502	127	48X6X6	313	4C2AT-4RMPX	79	4G-4FFORX45	64	4G-6MFFOR	63	4MFFOR-6MB45	157	4MP-2MP	136
4599-MP503	127	48X6X8	313	4C5-4RMIX45	84	4G-4FFORX90L	65	4G-6MJ	58	4MFFOR-8MB	156	4MP-4FP45	137
4599-MP504	127	48X7	313	4C5C	15	4G-4FFORX90M	65	4G-6MLSP	73	4MFFOR-BLKHD-45	158	4MP-4FP-4FP	137
4599-TP204	124, 125	48X8	313	4C5D	16	4G-4FFORX90S	65	4G-6MP	55	4MFFOR-BLKHD-90	158	4MP-4FP-4MP	137
4599-TP205	124	48X8X12	313	4C5E	17	4G-4FJISX	76	4G-6MPLN	55	4MFFOR-BLKHD-UN	157	4MP-4FP90	137
4599-TP206	124, 125	48X8X4	313	4C5E-2RMP	86	4G-4FJX	59	4G-6MPX	55	4MFFOR-CROSS	156	4MP-4FPX	139
4599-TP208	124	48X8X8	313	4C5E-4RFJSX	87	4G-4FJX45	60	4G-6MPX90	56	4MFFOR-PLUG	155	4MP-4FPX45	139
4599-TP308	124, 125	4901F	424	4C5E-4RMIX	86	4G-4FJX90L	61	4G-6PWX	69	4MFFOR-TEE	156	4MP-4FPX90	139

PART NUMBER INDEX

Part #	Page #
4MP-4FPXR	139
4MP-4MP	136
4MP-4MP90	136
4MP-6FP	137
4MP-6FP90	137
4MP-6FPX	139
4MP-6FPX45	139
4MP-6FPX90	139
4MP-F22-BP	283
4MP-M22-BP	283
4MP-PLUG	136
4MS-3MI	340
4MS-4MI	153, 340
4OR	152, 168-169
4ORFF	159, 168-169, 171
4PC2F-2	14
4-PLUG	406
4RLA	19
4SQ-PLUG	136
4-ST	367
4-UNION	406
4X0.5MST	415
4X1.0MST	415
4X2-RED-COUP	405
4X3-BUSH	407
4X3-RED-COUP	405
4x4-NIP	408
4x5-NIP	408
4x6-NIP	408
5	
5/D	462
50	260
50/PH	352, 355
500/F	264
500/PH	352
500-1400	185, 188, 201
5002N	426
5002P	426
500-3500	192, 201
500-4400	195, 198, 202
5004N	426
5004P	426
5006/I	456
5006-4	373
5006N	426
5006P	426
5008/I	456
500W	257
501/PH	352
5010/I	291, 456
50104/I	456
5010N	426
5010P	426
5010V	253
5011V	253
5012/I	456
5012W	253
5016/I	291, 456
5017X	253
5018X	253
5019X	253
50-2	260
5020/I	291, 456
502-00	327
5020N	426
5020P	426
5020X	253
5021X	253
5022X	253
5023X	253
5024/I	291, 456
5024X	253
5025X	253
5026X	253
5027X	253
5028/I	456
5028X	253
5029X	253
502X4	332
502X5	332
502X6	332
502X8	332
503-00	327
5030N	426
5030P	426
5030X	253
5031X	253
5032/I	456
5032X	253
503-3500	192, 195, 198
5033X	253
5034X	253
5035X	253
5036/I	291, 456
5036X	253
5037X	253
5038X	253
5039X	253
5040/I	456
504-00	327
50400/PH	355
504-09	327
5040X	253
5041X	253
5042X	253
5043X	253
5044/I	456
5044X	253
5045X	253
5048/I	456
5048X	253
505-00	327
505-01	327
5050X	253
5052/I	456
5054X	253
5056/I	456
506-00	327
5060-15	371, 373
5060-4	371, 373
5060X	253
5064/I	456
5070-16	371
5070-4	371, 373
5072/I	456
5080/I	456
508-0850	214, 230, 248
508-0860	216, 218, 220, 248
508-0880	228
508-1060	232, 248
508-1065	234, 236, 248
508-1075	222, 240, 248
508-1080	224, 226, 238
508-1090	243, 246
508-1280	228
5088/I	456
5096/I	456
50PW-3/8	279, 283
50R	168
50X	260
50X10	313
50X3	313
50X4	313
50X4X4	313
50X5	313
50X5X4	313
50X6.0MST	415
50X6X12	313
50X6X6	313
50X6X8	313
50X8	313
50X8X12	313
50X8X8	313
510/PH	352
5100/PH	355
510-0600	182
5101/F	270
5-160X	209
5-178X	209
51X3	313
51X4	313
51X6	313
51X8	313
5200/PH	355
5201/F	270
5205-2	373
5205-3	373
5205-4	373
5205-5	373
5209-2	373
5209-3	373
5209-4	373
5209-5	373
525/D	288, 463
530/PH	352
5301/F	270
5302N	426
5302P	426
5304N	426
5304P	426
5306/I	458
5308/I	458
5310/I	458
5310N	426
5310P	426
5312/I	458
5316/I	458
5320/I	458
5320N	426
5320P	426
5324/I	458
5328/I	458
5330N	426
5330P	426
5332/I	458
5336/I	458
5340/I	458
5344/I	458
5348/I	458
5352/I	458
5356/I	458
5372/I	458
5400/PH	355
54X10	314
54X10X6	314
54X4	314
54X4X4	314
54X5	314
54X5X4	314
54X6	314
54X6X6	314
54X8	314
550/D	288, 463
5500/PH	355
5501/F	270
550-1430	206
550-3545	206
550-5556	206
550W	257
552X3	332
552X4	332
55X10	314
55X4	314
55X5	314
55X6	314
55X8	314
56/F	266
56104/I	458
56116/I	458
5611B1-1/2	428
5611B30	428
5611B6	428
5612/I	458
56128/I	458
5612R1-1/2	428
5612R30	428
5612R6	428
5613B1-1/2	428
5613B48	428
5613B6	428
5614R1-1/2	428
5614R48	428
5614R6	428
56152/I	458
5615B1-1/2	428
5615B48	428
5615B6	428
5616R1-1/2	428
5616R6	428
56188/I	458
5620/I	458
5628/I	458
5636/I	458
5648/I	458
5656/I	458
5672/I	458
5685	430
5687	430
5688	430
5688/I	458
5690	430
5691	430
5692	430
56X3	314
56X4	314
57/F	266
570/PH	352
5700/PH	355
5706/I	456
5708/I	456
5710/I	456
5712/I	456
5716/I	456
5718B	429
5718R	429
5719B	429
5719R	429
5720/I	456
572010351	213
572010751	213
572020351	215
572020751	215
572030351	217
572030751	217
572040351	219
572040751	219
572043851	219
572050351	221
572050751	221
572053851	221
572060351	223
572060751	223
572063851	223
572070351	225
572070751	225
572073851	225
572080351	227
572080751	227
572083851	227
5720B	429
5720R	429
5721B	429
5721R	429
5722B	429
5722R	429
5723B	429
5723R	429
5724/I	456
5724B	429
5724R	429
5725B	429
5725R	429
5726B	429
5726R	429
5727B	429
5727R	429
5728/I	456
5728B	429
5728R	429
5729B	429
5729R	429
5730B	429
5730R	429
5732/I	456
5734B	429
5734R	429
5735B	429
5735R	429
5736/I	456
5736B	429
5736R	429
5737B	429
5737R	429
5740/I	456
5744/I	456
5748/I	456
5752/I	456
5756/I	456
5764/I	456
5772/I	456
5780/I	456
5788/I	456
5796/I	456
580/PH	352
5800/PH	355
5802F	426
5802H	426
5804F	426
5804H	426
5806F	426
5806H	426
5810F	426
5810H	426
5820F	426
5820H	426
5830F	426
5830H	426
5900/PH	355
5902F	426
5904F	426
5906F	426
5910F	426
5920F	426
5930F	426
5950C	424
5950D	424
5950E	424
5950F	424
5950H	424
5951C	424
5951D	424
5951E	424
5951F	424
5951H	424
5952D	424
5952E	424
5952F	424
5952H	424
5953D	424
5953E	424
5953F	424
5953H	424
5954D	424
5954E	424
5954F	424
5954H	424
5955E	424
5955F	424
5955H	424
5956E	424
5956F	424
5956H	424
5957F	424
5957H	424
5958F	424
5958H	424
59X4	340
5BLKHD-NUT	141, 316
5C14	300
5C14-4MP-B	300
5C14-4MP-SS	300
5C14-5FJSX-B	301
5C14-5FJSX-SS	301
5C14-5FSX45	301
5C14-5FSX90	302
5C14-5MIX	302
5C14-5MIX90	302
5C5-6RMIX	83
5C5C	15
5C5D	16
5C5E	17
5C5E-4RMP	86
5C5E-5RFJSX	87
5C5E-5RMIX	86
5C5E-5RMIX90	87
5C5M	16
5C6	14
5FFN	69
5FFS	69
5FJ-CAP	141
5FJX-4MP	144
5FJX-NUT	141
5FJX-SLEEVE	141
5G1	13
5G-10FDLORX90	71
5G-12FDHORX	71
5G-12FDHORX90	72
5G-14FDHORX	71
5G-14FDHORX90	72
5G-4MP	55
5G-5FJX	59
5G-5FJX45	60
5G-6FBSPORX	74
5G-6FFORX	63
5G-6FFORX45	64
5G-6FFORX90S	65
5G-6FJX	59
5G-6FJX45	60
5G-6FJX90M	61
5G-6FJX90S	61
5G-6FSX	62
5G-6FSX90-022	62
5G-6MJ	58
5G-8FBSPORX	74
5LOLAPLUS	20
5M3K-XTF	13
5MB-2FP	151
5MB-2FP90	149
5MB-2MP90	151
5MB-4FPX	149
5MB-PLUG	149
5MJ-2FP	143
5MJ-2FP90	144
5MJ-2MP	141
5MJ-2MP45	142
5MJ-2MP-5MJ	144
5MJ-2MP90	143
5MJ-2MP90L	143
5MJ-2MP90LL	143
5MJ-4FP	143
5MJ-4FP90	144
5MJ-4MB	142
5MJ-4MB90	150
5MJ-4MP	141
5MJ-4MP45	142
5MJ-4MP90	143
5MJ-4MP90L	143
5MJ-4MP90LL	143
5MJ-5FJX-5MJ	146
5MJ-5FJX90	146
5MJ-5MB	142
5MJ-5MB45	150
5MJ-5MB-5MJ	150
5MJ-5MB90	150
5MJ-5MI	153
5MJ-5MJ	145

Part #	Page #
5MJ-5MJ-2FP	144
5MJ-5MJ-2MP	145
5MJ-5MJ-4MP	145
5MJ-5MJ-5FJX	147
5MJ-5MJ-5MB	151
5MJ-5MJ90	145
5MJ-6MB	142
5MJ-6MB90	150
5MJ-6MP	141
5MJ-6MP90	143
5MJ-BLKHD-45	146
5MJ-BLKHD-90	146
5MJ-BLKHD-UN	145
5MJ-CROSS	145
5MJ-PLUG	141
5MJ-TEE	145
5OR	152, 168-169
5RLA	19
5X1.0MST	415
6	
6/D	462
60 260	
600/D	288
600-0012	180
600-0015	180
600-0016	180
600-0020	180
600-1618	182, 201
600-2022	185, 188, 201
6006	428
600-6133	212, 214, 248
600-6236	212, 216-217, 248
600-6343	212, 218, 220, 248
600-6552	212, 222, 248
600-6654	212, 224, 226, 248
600-6863	212, 228
6007	428
600-7071	212, 246
600-7130	212, 230, 248
600-7241	212, 232, 234, 236, 248
600-7548	212, 238, 240, 248
600-7961	212, 243
6009	428
6009V	254
600W	257
6010V	254
601-1618	180
6011W	254
601-2022	180
6012W	254
6013W	254
6014	428
6014W	254
6015	428
6015X	254
6016X	254
60175/I	291
601-7548	238
6017X	254
6018X	254
6019X	254
60-2	260
60200/I	291
602-0600	180
6020X	254
602-1400	180, 185, 188, 201
6021X	254
602-2600	180
6022R	430
6022X	254
6023	430
602-3500	180, 192, 201
602-3501	180
6023B	430
6023X	254
6024	428
602-4400	180, 195, 198
6024X	254
6025	428
60250/I	291
6025X	254
6026X	254
6027X	254
6028X	254
6029	428
6029X	254
60-2X	260
60300/I	291
6030X	254
603-1400	180
6031X	254
6032X	254
603-3500	180
6033X	254
603-4400	180
6034X	254
60350/I	291
6035X	254
6036X	254
6038X	254
60400/I	291
604-0600	180
6040X	254
604-1400	180
604-1618	180
604-2022	180
6042X	254
604-3500	180
604-4400	180, 202
60450/I	291
6045X	254
604-6133	214
604-6236	216-217
604-6343	218, 220
604-6552	222
604-6654	224, 226
604-6863	228
604-7071	246
604-7130	230
604-7241	232, 234, 236
604-7548	238, 240
604-7961	212, 243
6048X	254
60500/I	291
6050X	254
6054X	254
6060X	254
606-7241	212
606-7648	212
60H	260
60H-2	260
60H-2X	260
60HX	260
60QDGRE-BP	283
60QDRED-BP	283
60QDWHI-BP	283
60QDYEL-BP	283
60R	168
60RFF	168
60X	260
60X10	314
60X12	314
60X14	314
60X2	314
60X3	314
60X4	314
60X5	314
60X6	314
60X7	314
60X8	314
6100X2	339
6100X3	339
6100X4	339
6100X5	339
6100X6	339
6-12FGH	338
6-12MGH	338
61CX4	315
61CX5	315
61CX6	315
61CX8	315
61X10	314
61X2	314
61X3	314
61X4	314
61X5	314
61X6	314
61X7	314
61X8	314
6200/PH	356
6200X4	339
6200X5	339
6200X5X4	339
6200X6	339
6202/I	291, 464, 457
6203/I	291, 464, 457
6204/I	457
6205/I	457
6207-004	113
6207-005	113
6207-006	113
6207-010	113
6207-012	113
6210F	425
6220/I	457
6220F	425
6230F	425
6240F	425
62RX10X6	315
62RX4X2	315
62RX6X4	315
62RX8X6	315
62X10	315
62X12	315
62X14	315
62X2	315
62X3	315
62X4	315
62X5	315
62X6	315
62X7	315
62X8	315
6300/PH	356
6300X3	339
6300X4	339
6300X5	339
6311F	425
6312F	425
6313F	425
6314F	425
6321F	425
6322F	425
6323F	425
6324F	425
63X3	315
63X4	315
63X5	315
63X6	315
6400/PH	356
6400X2	339
6400X3	339
6400X4	339
6400X4X4	339
6400X5X4	339
6400X6	339
6401D	425
6401E	425
6401F	425
6401FL	425
6401FV	425
6401H	425
6401HL	425
6401HV	425
6404D	425
6404E	425
6404F	425
6404FL	425
6404FV	425
6404H	425
6404HL	425
6404HV	425
6406D	425
6406E	425
6406F	425
6406FL	425
6406FV	425
6410D	425
6410E	425
6410F	425
6410FL	425
6410FV	425
6410H	425
6410HL	425
6410HV	425
6420D	425
6420E	425
6420F	425
6420FL	425
6420FV	425
6420H	425
6420HL	425
6420HV	425
6430D	425
6430E	425
6430F	425
6430FL	425
6430FV	425
6430H	425
6430HL	425
6430HV	425
6440D	425
6440E	425
6440F	425
6440FL	425
6440FV	425
6440H	425
6440HL	425
6440HV	425
645E-6	363
64X10	315
64X2	315
64X3	315
64X4	315
64X5	315
64X6	315
64X8	315
6500/PH	356
650-KIT-BN70	170
650W	257
6510F	425
651-KIT-BN70	170
6520F	425
652X3	332
652X4	332
652X6	332
652X8	332
6530F	425
6540F	425
6550X3	339
65X12	315
65X2	315
65X3	315
65X4	315
65X5	315
65X6	315
65X8	315
6600/PH	356
660-KIT-BN70	171
6649	424
6650	424
6651	424
6652	424
6653	424
6654	424
6655	424
6656	424
6657	424
66A/PH	356
66X10	315
66X10X6	315
66X2	315
66X3	315
66X3X4	315
66X4	315
66X4X4	315
66X5	315
66X5X4	315
66X6	315
66X6X2	315
66X6X6	315
66X6X8	315
66X8	315
66X8X8	315
6700/PH	356
6703	452
6707	448
6708	448
6709	448
6739	363
6747	448
6748	448
6749	448
675/D	288, 463
6783	451
6788	451
6800	450
6800/PH	356
6801SP	425
6804	449
6804SP	425
6805	450
6806/I	457
6808/I	457
6809	449
6810	450
6810/I	457
68104/I	457
6810SP	425
6812/I	457
68128/I	457
6815	450
68152/I	457
6816/I	457
68188/I	457
6820	450
6820/I	457
6820SP	425
68236/I	457
6824	449
6824/I	457
68248/I	457
6825	450
6828	449
6828/I	457
6829	449
6830SP	425
6832/I	457
6836/I	457
6840/I	457
6840SP	425
6844/I	457
6848/I	457
68-5-1	282
68-5-1-1/2	282
68-5-1-1/4	282
68-5-1-1/8	282
68-5-1-3/4	282
68-5-1-3/8	282
68-5-1-5/16	282
68-5-1-5/8	282
68-5-1-7/8	282
68-5-2	282
6852/I	457
68-5-3	282
68-5-4	282
6856/I	457
68-5-7/8	282
6864/I	457
6872/I	457
6880/I	457
6888/I	457
6891	452
6892	452
6893	452
6896/I	457
68A/PH	356
68X10	315
68X10X6	315
68X12	315
68X12X12	315
68X2	315
68X2X1	315
68X3	315
68X3X4	315
68X4	315
68X4X4	315
68X4X6	315
68X5	315
68X5X4	315
68X6	315
68X6X2	315
68X6X6	315
68X6X8	315
68X7	315
68X8	315
68X8X4	315
68X8X8	315
6900/PH	356
69X10	316
69X12	316
69X12X12	316
69X2	316
69X2X1	316
69X3	316
69X4	316
69X4X4	316
69X4X8	316
69X5	316
69X5X4	316
69X5X6	316
69X6	316
69X6X2	316
69X6X6	316
69X6X8	316
69X7	316
69X8	316
69X8X4	316
69X8X8	316
6-A-31	368
6-A-31BS	368
6AL-PLUG	136
6BLKHD-NUT	141, 316
6BPPOR	168
6BS	73
6C14	300
6C14-4MP-B	300
6C14-4MP-SS	300
6C14-6FJX-B	301
6C14-6FJX-SS	301
6C14-6FSX45	301
6C14-6FSX90	302
6C14-6FSX-B	301
6C14-6MIX	302
6C14-6MIX45	302
6C14-6MIX90	302
6C14-6MP-B	300
6C14-6MP-SS	300
6C1T-4RMP	81
6C1T-6RFJX	82
6C1T-6RFJX90	82
6C1T-6RMJ	82
6C1T-6RMP	81
6C1T-6RMPX	82
6C1T-8RFJX	82
6C1T-8RFJX90	82

Part #	Page #
6C2AT-6RMPX	79
6C5-5RMIX	83
6C5-6RMIX45	84
6C5-8RMIX	83
6C5-8RMIX90	84
6C5C	15
6C5D	16
6C5E	17
6C5E-4RMP	86
6C5E-5RMIX	86
6C5E-5RMIX90	87
6C5E-6RFJX	87
6C5E-6RFJX90	87
6C5E-6RFSX	87
6C5E-6RFSX90	87
6C5E-6RMIX	86
6C5E-6RMIX45	86
6C5E-6RMIX90	87
6C5E-6RMP	86
6C5M	16
6C6	14
6EFG4K	9
6EFG5K	8
6FB-4MP	152
6FB-6MP	152
6FB-8MP	152
6FBSPP-CAP	166
6FDL-CAP	166
6FFN	69
6FFOR-BLKHD-NUT	158
6FFOR-CAP	158
6FFOR-NUT	158
6FFORX-6FFORX	158
6FFORX-6MB90	158
6FFS	69
6FJ-4MJ	147
6FJ-CAP	141
6FJIS-CAP	167
6FJX-4MP	144
6FJX-4MP90	144
6FJX-6MP	144
6FJX-NUT	141
6FJX-SLEEVE	141
6FK-CAP	167
6FP-10FB	152
6FP-4FP	136
6FP-4FP90	137
6FP-4FPX	139
6FP-4FPX45	140
6FP-4FPX90	140
6FP-6FJX	144
6FP-6FP	136
6FP-6FP-6MP	138
6FP-6FP90	137
6FP-6FPX	139
6FP-6FPX45	140
6FP-6FPX90	140
6FP-8FB	152
6FP-8FJX	144
6FP-8FPX	139
6FP-8FPX90	140
6FP-CROSS	138
6FP-F22-BP	283
6FP-M22-BP	283
6FP-TEE	138
6FPX-6FP-TEE	140
6FPX-6MP-TEE	140
6FPX-8FP-TEE	140
6FPX-8MP-TEE	140
6FPX-TEE	140
6G1	13
6G-10FDHORX	71
6G-10FDHORX90	72
6G-10FDLORX	70
6G-10FDLORX45	70
6G-10FDLORX90	71
6G-10FJX	59
6G-10FJX90M	61
6G-10MB	57
6G-10MBX	57
6G-10MBX90	58
6G-10MDH	71
6G-10MDL	70
6G-10MFFOR	63
6G-10MJ	58
6G-10MLSP	73
6G-12FDHORX	71
6G-12FDHORX45	72
6G-12FDHORX90	72
6G-12FDLORX	70
6G-12FDLORX45	70
6G-12FDLORX90	71
6G-12FJX	59
6G-12MB	57
6G-12MDH	71
6G-12MDL	70
6G-12MLSP	73
6G-14FDHORX	71
6G-14FDHORX90	72
6G-14MDH	71
6G-15FDLORX45	70
6G2	11
6G3H	14
6G-4FFORX	63
6G-4FFORX45S	64
6G-4FFORX90S	65
6G-4FJX	59
6G-4FJX45	60
6G-4FJX90L	61
6G-4FP	56
6G-4MFA	68
6G-4MIX45	67
6G-4MIX90	68
6G-4MP	55
6G-4MPLN	55
6G-4MPX	55
6G-4MPX90	56
6G-5FJX	59
6G-5MFA	68
6G-5MIX	67
6G-5MIX45	67
6G-5MIX90	68
6G-6FABX	68
6G-6FBSPORX	74
6G-6FBSPORX45	75
6G-6FBSPORX90	75
6G-6FBSPORX90BL	75
6G-6FFORX	63
6G-6FFORX45	64
6G-6FFORX90L	65
6G-6FFORX90M	65
6G-6FFORX90S	65
6G-6FJISX	76
6G-6FJX	59
6G-6FJX45	60
6G-6FJX90L	61
6G-6FJX90M	61
6G-6FJX90S	61
6G-6FKX	76
6G-6FKX45	76
6G-6FKX90-028	76
6G-6FP	56
6G-6FPX	56
6G-6FSX	62
6G-6FSX45	62
6G-6FSX90	62
6G-6FSX90-055	62
6G6K	7
6G-6MB	57
6G-6MBAX	77
6G-6MBAX45	77
6G-6MBAX90L	77
6G-6MBAX90S	77
6G-6MBSPP	72
6G-6MBSPT	74
6G-6MBX	57
6G-6MBX45	57
6G-6MBX90	58
6G-6MFA	68
6G-6MFFOR	63
6G-6MIX	67
6G-6MIX45	67
6G-6MIX90	68
6G-6MJ	58
6G-6MP	55
6G-6MPLN	55
6G-6MPX	55
6G-6MPX90	56
6G-6MS	62
6G-6NASP	68
6G-6PWX	69
6G-7MIX	67
6G-7MIX45	67
6G-7MIX90	68
6G-8FBFFX	75
6G-8FBSPORX	74
6G-8FBSPORX90	75
6G-8FFORX	63
6G-8FFORX45	64
6G-8FFORX90L	65
6G-8FFORX90M	65
6G-8FFORX90S	65
6G-8FG	69
6G-8FJX	59
6G-8FJX45	60
6G-8FJX90L	61
6G-8FJX90M	61
6G-8FJX90S	61
6G-8FP	56
6G-8FSX	62
6G-8FSX45-014	62
6G-8FSX90	62
6G-8MB	57
6G-8MBAX	77
6G-8MBAX45	77
6G-8MBAX90S	77
6G-8MBX	57
6G-8MBX45	57
6G-8MBX90	58
6G-8MFA	68
6G-8MFFOR	63
6G-8MJ	58
6G-8MP	55
6G-8MPX	55
6G-8MPX90	56
6G-8MPX90L	56
6GS-10MJ	25
6GS-12FDLORX	37
6GS-14FDHORX	37
6GS1F-4	9
6GS1F-4	24
6GS-6FBSPORX	36
6GS-6FBSPORX45M	36
6GS-6FBSPORX90M	36
6GS-6FFORX	34
6GS-6FFORX45S	34
6GS-6FFORX90L	35
6GS-6FFORX90S	35
6GS-6FJX	25
6GS-6FJX45S	26
6GS-6FJX90L	26
6GS-6FJX90S	26
6GS-6MB	25
6GS-6MFFOR	34
6GS-6MJ	25
6GS-6MP	24
6GS-8FFORX	34
6GS-8FFORX45S	34
6GS-8FFORX90M	35
6GS-8FJX	25
6GS-8FJX45S	26
6GS-8FJX90M	26
6GS-8FL	27
6GS-8FL45M	28
6GS-8FL90M	29
6GS-8MJ	25
6GS-8MP	24
6-I-31	368
6-I-31BS	368
6LOC	19
6LOLAPLUS	20
6LOLBPLUS	20
6M2T	11
6M3K	13
6M3K-XTF	13
6M4K	12
6MB-4FP	151
6MB-4FP90	149
6MB-4FPX	149
6MB-4FPX45	149
6MB-4FPX90	150
6MB-4MP	151
6MB-4MP90	151
6MB-6FP	151
6MB-6FPX	149
6MB-6FPX45	149
6MB-6FPX90	150
6MB-6MP	151
6MB-8FPX	149
6MB-8FPX90	150
6MB-PLUG	149
6MBSPP-6FP	164
6MBSPP-6MJ	164
6MBSPP-6MP	164
6MBSPPOR-6MJ	164
6MBSPPOR-8MJ	164
6MBSPP-PLUG	166
6MBSPT-6MJ	164
6MBSPT-6MJ90	164
6MBSPT--8MJ	164
6MBSPT-8MJ90	164
6MBSPT-PLUG	166
6MBT-6MJ	153
6MDL-PLUG	166
6MFF-6FFORX-6MFF	157
6MFF-6MB-6MFF	156
6MFF-6MFF-6FFORX	157
6MFF-6MFF-6MB	156
6MFFOR-10MB	156
6MFFOR-10MB90	157
6MFFOR-4MB45	157
6MFFOR-4MB90	157
6MFFOR-4MFFOR	155
6MFFOR-6FFORX90	157
6MFFOR-6MB	156
6MFFOR-6MB45	157
6MFFOR-6MB90	157
6MFFOR-6MBLL	156
6MFFOR-6MFFOR	155
6MFFOR-6MFFOR90	155
6MFFOR-6MP	155
6MFFOR-8MB	156
6MFFOR-8MB45	157
6MFFOR-8MB90	157
6MFFOR-8MP	155
6MFFOR-BLKHD-45	158
6MFFOR-BLKHD-90	158
6MFFOR-BLKHD-UN	157
6MFFOR-CROSS	156
6MFFOR-PLUG	155
6MFFOR-TEE	156
6MJ-10MB	142
6MJ-10MB90	143, 150
6MJ-2MP	141
6MJ-2MP45	142
6MJ-2MP90	143
6MJ-4FP	143
6MJ-4FP90	144
6MJ-4FP-BLKHD	145
6MJ-4MB	142
6MJ-4MB90	143, 150
6MJ-4MJ	145
6MJ-4MP	141
6MJ-4MP45	142
6MJ-4MP-6MJ	144
6MJ-4MP90	143
6MJ-4MP90L	143
6MJ-4MP90LL	143
6MJ-5MB	142
6MJ-5MB90	150
6MJ-6FFORX	159
6MJ-6FJX45	146
6MJ-6FJX-6MJ	146
6MJ-6FJX90	146
6MJ-6FP	143
6MJ-6FP90	144
6MJ-6MB	142
6MJ-6MB45	150
6MJ-6MB-6MJ	150
6MJ-6MB90	143, 150
6MJ-6MFFOR	158
6MJ-6MFFOR45	159
6MJ-6MFFOR90	159
6MJ-6MI	153
6MJ-6MJ	145
6MJ-6MJ-4FP	144
6MJ-6MJ-4MP	145
6MJ-6MJ-6FJX	147
6MJ-6MJ-6FP	144
6MJ-6MJ-6MB	151
6MJ-6MJ-6MP	145
6MJ-6MJ90	145
6MJ-6MP	141
6MJ-6MP45	142
6MJ-6MP-6MJ	144
6MJ-6MP90	143
6MJ-6MP90L	143
6MJ-8MB	142
6MJ-8MB45	150
6MJ-8MB90	143, 150
6MJ-8MP	141
6MJ-8MP45	142
6MJ-8MP90	143
6MJ-BLKHD-45	146
6MJ-BLKHD-90	146
6MJ-BLKHD-TEE	146
6MJ-BLKHD-UN	145
6MJ-CROSS	145
6MJIS-PLUG	167
6MJ-PLUG	141
6MJ-TEE	145
6MK-6MJ	167
6MK-6MK	167
6MK-PLUG	167
6MNH	74
6MNL	74
6MP-12FGH	338
6MP-12MGH	338
6MP-2FP-BUSH	136
6MP-2MP	136
6MP-4FP90	137
6MP-4FP-BUSH	136
6MP-4FPX	139
6MP-4FPX45	139
6MP-4FPX90	139
6MP-4MP	136
6MP-4MP90	136
6MP-6FP45	137
6MP-6FP-6FP	137
6MP-6FP-6MP	137
6MP-6FP90	137
6MP-6FPX	139
6MP-6FPX45	139
6MP-6FPX90	139
6MP-6FPXR	139
6MP-6MP	136
6MP-6MP90	136
6MP-8FP	137
6MP-8FP90	137
6MP-8FPX	139
6MP-8FPX45	139
6MP-8FPX90	139
6MP-F22-BP	283
6MP-M22-BP	283
6MP-PLUG	136
6MS-12FGH	338
6MS-12MGH	338
6MS-5MI	340
6MS-6FSX45	153
6MS-6FSX90	153
6MS-6MI	153, 340
6MS-7MI	340
6OR	152, 168-169
6ORFF	159, 168-169, 171
6PC2F-2	14
6PC3000BK	279
6PC4000BK	279
6RLA	19
6SQ-PLUG	136
6-ST	367
6X1.0MST	415
6X1.5MST	415
6X2.0MST	415
7	
7/D	462
7/F	263
7000/PH	356
700-0600	182, 201
700-1200	185, 201
700-1400	188
700-6133	214, 248
700-6236	216, 248
700-6343	218, 248
700-6443	220, 248
700-6552	222, 248
700-6654	224, 248
700-6754	226
700-6863	228
700-7071	246
700-7130	230
700-7241	232, 248
700-7341	234
700-7441	236
700-7548	238
700-7648	240, 248
700-7848	247
700-7961	243
700W	257
701-1200	185
701-1400	188, 201
701-3500	192, 201
701-4400	195, 202
701-5500	198, 202
702X3	332
702X4	332
702X5	332
702X6	332
702X8	332
705	449
707-MACH	469
707-PUMP	470
70X2	316
70X3	316
70X4	316
70X4X4	316
70X5	316
70X6	316
70X8	316
7105X10	154
7105X12	154
7105X2	154
7105X3	154
7105X4	154
7105X5	154
7105X6	154
7105X8	154
7165X10	154
7165X12	154
7165X2	154
7165X3	154
7165X4	154
7165X5	154
7165X6	154
7165X8	154
71X2	316
71X3	316

PART NUMBER INDEX

Part #	Page #	Part #	Page #	Part #	Page #	Part #	Page #	Part #	Page #	Part #	Page #	Part #	Page #
71X4	316	7277-1152	22	7481-0035	470	790H-03V44	126	8004B	427	8015X	254	804-3526	192
71X4X4	316	7277-1153	22	7481-0037	470	790H-04V04	126	800-5522	198, 202	8016X	254	804-4418	195
71X5	316	7277-1154	22	7482-0400	471	790H-04V44	126	800-5524	198, 202	8017X	254	8045X	254
71X6	316	7277-1155	22	7482-0401	471	790H-06V06	126	800-5526	198	8018X	254	8048X	254
71X8	316	7277-1156	22	7482-0402	471	790H-06V46	126	800-5528	198, 202	8019X	254	805-1218	185
7205X10	154	7277-1157	22	7482-0403	471	790H-08V08	126	800-5532	198, 202	802-0616	182	805-1420	189
7205X10X6	154	7277-1158	22	7482-0404	471	790H-08V48	126	800-6108	214	802-0618	182	806-0612	182
7205X12	154	7277-1377	22	7482-0405	471	7910	335	800-6110	214	802-0620	182	806-0613	182
7205X12X8	154	72B-CABINET	481	7482-0406	471	7911	335	800-6510	222, 248	8020B	427	806-0614	182
7205X2	154	72X2	316	7482-0407	471	7912	335	800-6511	222	8020X	254	806-0616	182
7205X2X4	154	72X3	316	7482-0408	471	7913	335	800-6722	226	802-1216	185	806-0618	182
7205X3	154	72X4	316	7482-0409	471	7914	334	800-6822	228	802-1218	185	806-0619	182
7205X4	154	72X4X4X4	316	7482-0426	476	7915	335	800-6824	228	802-1220	185	806-0620	182
7205X4X6	154	72X5	316	7482-0429	471	7916	335	800-6828	228	802-1222	185	8060X	254
7205X4X8	154	72X6	316	7482-0430	471	7917	335	8006B	427	802-1418	189	806-1216	186
7205X5	154	72X6X6X2	316	7482-0433	471	7918	335	800-7024	246	802-1420	189	806-1218	186
7205X5X4	154	72X6X6X6	316	7482-0482	471	7919	335	800-7026	246	802-1422	189, 201	806-1220	186, 201
7205X6	154	72X8	316	7482-0983	476	7920	335	800-7028	246	802-1424	189	806-1418	188
7205X6X2	154	73/F	264	74X4	316	7921	335	800-7032	246	8021X	254	806-1419	188
7205X6X6	154	7305X10	155	74X5	316	7922	335	800-7125	230	8022X	254	806-1420	188
7205X6X8	154	7305X12	155	74X6	316	7933	334	800-7130	230	802-3520	192	806-3520	193
7205X8	154	7305X2	155	74X8	316	7934A	334, 340	800-7610	240	802-3522	192	806-3522	193
7205X8X12	154	7305X3	155	76/F	264	7935	334	800-7611	240	802-3524	192	806-4420	195
7205X8X4	154	7305X4	155	76116	292	7936	334	800-7922	243	8023X	254	806-4422	195
7205X8X8	154	7305X5	155	769/D	288, 463	7937	334	800-7924	243	8024X	254	806-4424	195
7255X10	155	7305X6	155	76X3	316	7940	334	800-8208	216, 232, 248	8025X	254	807-0616	183
7255X12	155	7305X6X4	155	76X4	316	7AF-16	370	800-8210	216, 232, 248	802-6110	214	807-3520	193
7255X2	155	7305X8	155	77/F	264	7AF-20	370	800-8211	216, 232	802-6535	222	807-3521	193
7255X3	155	7305X8X6	155	7727	335	7AF24	370	800-8225	216, 232	8026X	254	807-5520	198
7255X4	155	7355X10	154	7732	335	**8**		800-8230	216, 232	802-7108	230	808-0612	183
7255X4X4	155	7355X12	154	7771	335	8/D	462	800-8310	218, 234, 248	802-7110	230, 248	808-0614	183
7255X5	155	7355X4	154	7817	335	8/F	263	800-8311	218, 234, 248	802-7611	240, 248	80H	260
7255X5X4	155	7355X4X4	154	7818	335	80	260	800-8325	218, 234	802-7922	243	80R	168
7255X6	155	7355X5	154	7828	335	800-0610	182	800-8330	218, 234	802-7924	243	80RFF	168
7255X6X6	155	7355X6	154	7829	335	800-0612	201	800-8410	220, 236, 248	8027X	254	80X	260
7255X8	155	7355X8	154	7897	335	800-0615	182	800-8411	220, 236, 248	802-8335	218, 234	8101R	427
7255X8X4	155	7369-0318	468	7898	334	800-0616	201	800-8430	220, 236	802-8435	220, 236, 248	8102R	427
7255X8X8	155	7369-0319	468	7899	334	800-0620	201	800-8610	224, 238	802-8611	224, 238	8104R	427
7277-0500	21	7369-1320	468	78F-12	370	800-1212	186	800-8611	224, 238	8028X	254	8106R	427
7277-0501	21	73813	292	7902	334	800-1214	186	8008B	427	8029X	254	8108R	427
7277-0502	21	73814	292	7903-03LL1-2	127	800-1215	186	8009W	254	8030B	427	8110R	427
7277-0503	21	74/F	264	7903-03N06	127	800-1216	201	800W	257	8030X	254	8112X4	154
7277-0504	21	7405X10	154	7903-03V44	126	800-1219	186	8010-15	371	8032X	254	8112X5	154
7277-0505	21	7405X10X6	154	7903-04L74	126	800-1222	186, 201	8010-15P	371	803-3500	192	8112X6	154
7277-0506	21	7405X12	154	7903-04LL1-4	127	800-1224	186	8010-16	371	8033X	254	8120R	427
7277-0507	21	7405X12X8	154	7903-04N08	127	800-1416	188	8010-4	371	8034X	254	8-12FGH	338
7277-0508	21	7405X2	154	7903-04V04	126	800-1420	201	8010-4P	371	8035X	254	8-12MGH	338
7277-0509	21	7405X3	154	7903-04V44	126	800-1422	188, 201	8010-5	371	8036X	254	8130R	427
7277-0520	21	7405X4	154	7903-05LL1-6	127	800-1423	188	801-0606	182	804-0612	182	8140R	427
7277-0525	21	7405X4X4	154	7903-05N10	127	800-1424	188	801-0618	182	804-0614	182	8165X4	154
7277-0526	21	7405X5	154	7903-05N12	127	8001B	427	8010B	427	804-0616	182	8165X5	154
7277-0527	21	7405X5X4	154	7903-05V46	126	8002B	427	8010W	254	804-0618	182	8165X6	154
7277-0528	21	7405X6	154	7903-06L76	126	800-3516	193	801-1206	185	804-0620	182	818/D	288
7277-0529	21	7405X6X2	154	7903-06LL1-8	127	800-3518	193, 201	801-1218	185	8040B	427	8200-15	372
7277-0530	21	7405X6X6	154	7903-06N12	127	800-3519	193	801-1221	185	8040X	254	8200-16	372
7277-0531	21	7405X6X8	154	7903-06V06	126	800-3520	201	801-1406	189	804-1214	185	8200-4	372
7277-0532	21	7405X8	154	7903-06V46	126	800-3522	201	801-1418	189	804-1216	185	8201B	427
7277-0533	21	7405X8X4	154	7903-08L78	126	800-3523	193, 201	801-1420	189	804-1218	185	8202B	427
7277-0534	21	7405X8X8	154	7903-08LL2-2	127	800-3524	193, 201	801-1421	189	804-1220	185	8204B	427
7277-1010	22	7480-0040	471	7903-08N15	127	800-3526	193	8011W	254	804-1414	189	8206B	427
7277-1011	22	7480-0051	469	7903-08V08	126	800-3528	193	8012X	254	804-1416	189	8210B	427
7277-1012	22	7480-6500	476	7903-08V48	126	800-4400	202	801-3506	192, 201	804-1418	189	8220B	427
7277-1013	22	7480-6596	472	7903-12L82	126	800-4422	202	801-3521	192	804-1419	189	8230B	427
7277-1014	22	7481-0002	470	7903-12V12	126	800-4423	195	8013X	254	804-1420	189	8240B	427
7277-1015	22	7481-0006	470	7904	334	800-4424	202	801-4406	195, 202	804-3516	192	8250-15	372
7277-1016	22	7481-0016	470	7906	334	800-4426	195	801-4421	195	804-3518	192	8250-16	372
7277-1067	22	7481-0033	470	7908	335	800-4428	195, 202	8014X	254	804-3519	192	8250-4	373
7277-1151	22	7481-0034	470	7909	335	800-4432	195	801-5506	198	804-3520	192	827-00	326

PART NUMBER INDEX

Part #	Page #
827-02	326
827-07	326
827-18	326
827-19	326
827-20	326
827-30	326
827-45	326
827-67	326
827-68	326
827-90	326
827D-00	327
8301R	427
8302R	427
8304R	427
8306R	427
8310R	427
8320R	427
8330R	427
8340R	427
8370	324
8371	324
8420/PH	351
875/D	463
8-A-36	368
8-A-36BS	368
8AL-PLUG	136
8BLKHD-NUT	141, 316
8BPPOR	168
8BS	73
8C/PH	357
8C14	300
8C14-6MP-B	300
8C14-6MP-SS	300
8C14-8ABC-B	303
8C14-8FJSX-B	301
8C14-8FJSX-SS	301
8C14-8FSX45	301
8C14-8FSX90	302
8C14-8MIX	302
8C14-8MIX45	302
8C14-8MIX90	302
8C14-8MP-B	300
8C14-8MP-SS	300
8C1T-10RFJX	82
8C1T-10RFJX90	82
8C1T-10RMJ	82
8C1T-12RMP	81
8C1T-6RMP	81
8C1T-8RFJX	82
8C1T-8RFJX90	82
8C1T-8RMJ	82
8C1T-8RMP	81
8C1T-8RMPX	82
8C2AT-8RMPX	79
8C5-6RMIX	83
8C5-6RMIX90	84
8C5-8RMIX45	84
8C5-8RMIX90	84
8C5C	15
8C5D	16
8C5E	17
8C5E-6RMP	86
8C5E-8RFJSX	87
8C5E-8RMIX	86
8C5E-8RMIX45	86
8C5E-8RMIX90	87
8C5E-8RMP	86
8C5M	16
8C6	14
8EFG4K	9
8EFG5K	8
8FB-6MP	152
8FB-8FB	149
8FB-8MP	152
8FBSPP-CAP	166
8FDL-CAP	166
8FDLX-4MJ	165
8FFN	69
8FFOR-BLKHD-NUT	158
8FFOR-CAP	158
8FFOR-NUT	158
8FFORX-8FFORX	158
8FFORX-8MB90	158
8FFS	69
8FH	148
8FHHS	148
8FJ-4MJ	147
8FJ-6MJ	147
8FJ-CAP	141
8FJIS-CAP	167
8FJX-6MP	144
8FJX-6MP90	144
8FJX-8MP	144
8FJX-NUT	141
8FJX-SLEEVE	141
8FK-CAP	167
8FLOR	148
8FLOR-VITON	168
8FP-10FB	152
8FP-10FJX	144
8FP-12FGH	338
8FP-12FPX90	140
8FP-12MGH	338
8FP-4FP	136
8FP-4FPX90	140
8FP-6FP	136
8FP-6FP90	137
8FP-6FPX	139
8FP-6FPX45	140
8FP-6FPX90	140
8FP-8FB	152
8FP-8FJX	144
8FP-8FP	136
8FP-8FP-8MP	138
8FP-8FP90	137
8FP-8FPX	139
8FP-8FPX45	140
8FP-8FPX90	140
8FP-CROSS	138
8FP-TEE	138
8FPX-12FP-TEE	140
8FPX-12MP-TEE	140
8FPX-8FP-TEE	140
8FPX-8MP-TEE	140
8FPX-TEE	140
8G1	13
8G-10FBSPORX	74
8G-10FFORX	63
8G-10FFORX45	64
8G-10FFORX90L	65
8G-10FFORX90M	65
8G-10FFORX90S	65
8G-10FJX	59
8G-10FJX45	60
8G-10FJX90L	61
8G-10FJX90M	61
8G-10FJX90S	61
8G-10FLK	66
8G-10FSX	62
8G-10FSX45-018	62
8G-10FSX90-031	62
8G-10MB	57
8G-10MBX	57
8G-10MBX45	57
8G-10MBX90	58
8G-10MBX90L	58
8G-10MFA	68
8G-10MFFOR	63
8G-10MJ	58
8G-10MS	62
8G-12FBFFX	75
8G-12FDHORX	71
8G-12FFORX	63
8G-12FFORX45	64
8G-12FFORX90S	65
8G-12FJX	59
8G-12FJX90S	61
8G-12FL	66
8G-12FL45	66
8G-12FL90	67
8G-12MB	57
8G-12MBX90	58
8G-12MBX90L	58
8G-12MDH	71
8G-12MJ	58
8G-12MP	55
8G-14FDHORX	71
8G-14FDHORX45	72
8G-15FDLORX	70
8G-15FDLORX45	70
8G-15FDLORX90	71
8G-15MDL	70
8G-15MLSP	73
8G-16FDHORX	71
8G-16FDHORX45	72
8G-16FDHORX90	72
8G-16FJX	59
8G-16MDH	71
8G2	11
8G2AT-HMP	12
8G3H	14
8G-6FABX	68
8G-6FBSPORX	74
8G-6FFORX	63
8G-6FFORX90S	65
8G-6FJX	59
8G-6FP	56
8G6K	7
8G-6MIX	67
8G-6MP	55
8G-6MPX	55
8G-6MPX90	56
8G-8FBFFX	75
8G-8FBSPORX	74
8G-8FBSPORX45	75
8G-8FBSPORX90	75
8G-8FFORX	63
8G-8FFORX45	64
8G-8FFORX90L	65
8G-8FFORX90M	65
8G-8FFORX90S	65
8G-8FJISX	76
8G-8FJX	59
8G-8FJX45	60
8G-8FJX90L	61
8G-8FJX90M	61
8G-8FJX90S	61
8G-8FKX	76
8G-8FKX45	76
8G-8FKX90M	76
8G-8FL	66
8G-8FL45	66
8G-8FL90	67
8G-8FP	56
8G-8FPX	56
8G-8FSX	62
8G-8FSX45	62
8G-8FSX90	62
8G-8MB	57
8G-8MBAX	77
8G-8MBAX45	77
8G-8MBAX90L	77
8G-8MBAX90S	77
8G-8MBSPP	72
8G-8MBSPT	74
8G-8MBX	57
8G-8MBX45	57
8G-8MBX90	58
8G-8MBX90L	58
8G-8MFA	68
8G-8MFFOR	63
8G-8MIX	67
8G-8MIX45	67
8G-8MIX90	68
8G-8MJ	58
8G-8MP	55
8G-8MPX	55
8G-8MPX90	56
8G-8MPX90L	56
8G-8MS	62
8G-8NASP	68
8GS-10FFORX	34
8GS-10FFORX45S	34
8GS-10FFORX90M	35
8GS-10FJX	25
8GS-10FJX45S	26
8GS-10FJX90L	26
8GS-10FJX90M	26
8GS-10FJX90S	26
8GS-10FLK	27
8GS-10MB	25
8GS-10MJ	25
8GS-12FFORX	34
8GS-12FFORX90S	35
8GS-12FJX	25
8GS-12FJX90S	26
8GS-12FL	27
8GS-12FL30M	28
8GS-12FL45M	28
8GS-12FL90M	29
8GS-12FLH	30
8GS-12FLH45M	30
8GS-12FLH90M	31
8GS-12MP	24
8GS-14FDHORX	37
8GS-15FDLORX	37
8GS-16FDHORX	37
8GS-16FDHORX45M	38
8GS-16FDHORX90M	38
8GS1F-4	9, 24
8GS4	10
8GS-8FBSPORX	36
8GS-8FBSPORX90M	36
8GS-8FFORX	34
8GS-8FFORX45S	34
8GS-8FFORX90L	35
8GS-8FFORX90S	35
8GS-8FJX	25
8GS-8FJX45S	26
8GS-8FJX90L	26
8GS-8FJX90M	26
8GS-8FJX90S	26
8GS-8FJX90XL	26
8GS-8FKX	35
8GS-8FL	27
8GS-8FL22M	28
8GS-8FL45M	28
8GS-8FL60M	28
8GS-8FL90L	29
8GS-8FL90M	29
8GS-8FLH	30
8GS-8FLH45M	30
8GS-8FLH90-080	31
8GS-8FLH90M	31
8GS-8HLE	33
8GS-8HLE90-086	33
8GS-8MB	25
8GS-8MFFOR	34
8GS-8MJ	25
8GS-8MP	24
8-I-36	368
8-I-36BS	368
8LOC	19
8LOLAPLUS	20
8LOLBPLUS	20
8LOLRPLUS	20
8M2T	11
8M3K	13
8M3K-XTF	13
8M4K	12
8MB-10FB	151
8MB-12FPX	149
8MB-12FPX90	150
8MB-4FPX	149
8MB-6FB	151
8MB-6FP	151
8MB-6FP90	149
8MB-6FPX	149
8MB-6FPX90	150
8MB-6MP	151
8MB-6MP90	151
8MB-8FB90	151
8MB-8FP	151
8MB-8FPX	149
8MB-8FPX45	149
8MB-8FPX90	150
8MB-8MP	151
8MB-PLUG	149
8MBSPP-6FP	164
8MBSPP-8FP	164
8MBSPP-8MJ	164
8MBSPP-8MP	164
8MBSPPOR-6MJ	164
8MBSPPOR-8MJ	164
8MBSPP-PLUG	166
8MBSPT--8MJ	164
8MBSPT-8MJ90	164
8MBSPT-PLUG	166
8MBT-8MJ	153
8MDL-4MJ	165
8MDL-PLUG	166
8MFF-8FFORX-8MFF	157
8MFF-8MB-8MFF	156
8MFF-8MFF-8FFORX	157
8MFF-8MFF-8MB	156
8MFFOR-10MB	156
8MFFOR-10MB90	157
8MFFOR-12MB	156
8MFFOR-12MP	155
8MFFOR-16MB	156
8MFFOR-6MB	156
8MFFOR-6MFFOR	155
8MFFOR-8FJX	157
8MFFOR-8MB	156
8MFFOR-8MB45	157
8MFFOR-8MB90	157
8MFFOR-8MBLL	156
8MFFOR-8MFFOR	155
8MFFOR-8MFFOR90	155
8MFFOR-8MP	155
8MFFOR-8MP90	156
8MFFOR-BLKHD-45	158
8MFFOR-BLKHD-90	158
8MFFOR-BLKHD-UN	157
8MFFOR-CROSS	156
8MFFOR-PLUG	155
8MFFOR-TEE	156
8MJ- 8MB-8MJ	150
8MJ-10MB	142
8MJ-10MB45	150
8MJ-10MB90	143, 150
8MJ-12FL	147
8MJ-12FL45	147
8MJ-12FL90	147
8MJ-12MB	142
8MJ-12MB90	143, 150
8MJ-12MP	141
8MJ-12MP45	142
8MJ-12MP90	143
8MJ-12MP90L	143
8MJ-4MP	141
8MJ-4MP45	142
8MJ-4MP90	143
8MJ-6FP	143
8MJ-6FP90	144
8MJ-6FP-BLKHD	145
8MJ-6MB	142
8MJ-6MB45	150
8MJ-6MB90	143, 150
8MJ-6MJ	145
8MJ-6MP	141
8MJ-6MP45	142
8MJ-6MP-8MJ	144
8MJ-6MP90	143
8MJ-6MP90L	143
8MJ-6MP90LL	143
8MJ-8FFORX	159
8MJ-8FJX45	146
8MJ-8FJX-8MJ	146
8MJ-8FJX90	146
8MJ-8FL	147
8MJ-8FL45	147
8MJ-8FL90	147
8MJ-8FP	143
8MJ-8FP90	144
8MJ-8MB	142
8MJ-8MB45	150
8MJ-8MB90	143, 150
8MJ-8MFFOR	158
8MJ-8MFFOR45	159
8MJ-8MFFOR90	159
8MJ-8MJ	145
8MJ-8MJ-6FP	144
8MJ-8MJ-6MP	145
8MJ-8MJ-8FJX	147
8MJ-8MJ-8FP	144
8MJ-8MJ-8MB	151
8MJ-8MJ-8MP	145
8MJ-8MJ90	145
8MJ-8MP	141
8MJ-8MP45	142
8MJ-8MP-8MJ	144
8MJ-8MP90	143
8MJ-8MP90L	143
8MJ-8MP90LL	143
8MJ-BLKHD-45	146
8MJ-BLKHD-90	146
8MJ-BLKHD-TEE	146
8MJ-BLKHD-UN	145
8MJ-CROSS	145
8MJIS-PLUG	167
8MJ-PLUG	141
8MJ-TEE	145
8MK-8MJ	167
8MK-8MK	167
8MK-PLUG	167
8MNH	74
8MNL	74
8MP-12FGH	338
8MP-12FP	137
8MP-12FP90	137
8MP-12FPX	139
8MP-12FPX90	139
8MP-12MGH	338
8MP-4FP-BUSH	136
8MP-4FPX	139
8MP-4FPX45	139
8MP-4FPX90	139
8MP-4MP	136
8MP-6FP90	137
8MP-6FP-BUSH	136
8MP-6FPX	139
8MP-6FPX45	139
8MP-6FPX90	139
8MP-6FPXR	139
8MP-6MP	136
8MP-6MP90	136
8MP-8FP45	137
8MP-8FP-8FP	137
8MP-8FP-8MP	137
8MP-8FP90	137
8MP-8FPX	139
8MP-8FPX45	139
8MP-8FPX90	139
8MP-8FPXR	139
8MP-8MP	136
8MP-8MP90	136
8MP-PLUG	136
8MS-12FGH	338
8MS-12MGH	338
8MS-8FSX45	153
8MS-8FSX90	153
8OR	152, 168-169
8ORFF	159, 168-169, 171
8PC2500BK	279
8PC2F-2	10, 14

PART NUMBER INDEX

Part #	Page #
8PC2F-4	14
8PC3000BL	279
8PC4000BK	279
8PC4000BL	279
8RLA	19
8SQ-PLUG	136
8-ST	367
8X1.0MST	415
8X1.5MST	415
8X2.0MST	415
8X2.5MST	415
9	
9/D	462
9/F	263
900-00	327
900-0648	201
900-2548	183, 186, 190, 193, 201, 214, 216, 218, 220, 230, 232, 234
900-2560	183, 186, 190, 193, 214, 216, 218, 220, 230, 232, 234, 236
900-3548	201, 202, 224, 226, 238, 240, 243
900-3560	224, 238, 240, 243
900-45	327
900-4546	246
900-4548	228
900-4560	228, 246
900-65	327
900W	257
902-14-143M	360
902-18-143M	360
902-23-143M	360
902-3548	196, 199, 202, 222, 224, 226, 240, 243, 248
902-3560	196, 199
902-3566	226
914-3-143M	360
9166L-8	363
921-0600	201
921-1200	201
921-4400	202
980-00	327
988/D	288
9C/PH	357
9S12-1	163
9S12J12-J12	162
9S12J12-O12	162
9S12J12-P12	162
9S12J12-PF12	162
9S12P12-J12	163
9S12P12-O12	162
9S12P12-P12	161
9S12P12-PF12	162
9S12PF12-O12	163
9S12PF12-P12	163
9S12PF12-PF12	163
9S12PU12-O12	162
9S12PU12-P12	161
9S12PU12-PF12	162
9S16-1	163
9S16J16-J16	162
9S16J16-O16	162
9S16J16-P16	162
9S16J16-PF16	162
9S16P16-J16	163
9S16P16-O16	162
9S16P16-P16	161
9S16P16-PF16	162
9S16PF16-O16	163
9S16PF16-P16	163
9S16PF16-PF16	163
9S16PU16-O16	162
9S16PU16-P16	161
9S16PU16-PF16	162
9S20-1	163
9S20J20-J20	162
9S20J20-O20	162
9S20J20-P20	162
9S20J20-PF20	162
9S20P20-J20	163
9S20P20-O20	162
9S20P20-P20	161
9S20P20-PF20	162
9S20PF20-O20	163
9S20PF20-P20	163
9S20PF20-PF20	163
9S20PU20-O20	162
9S20PU20-P20	161
9S20PU20-PF20	162
9S24-1	163
9S24J24-J24	162
9S24J24-O24	162
9S24J24-P24	162
9S24J24-PF24	162
9S24P24-J24	163
9S24P24-O24	162
9S24P24-PF24	162
9S24PF24-O24	163
9S24PF24-P24	163
9S24PF24-PF24	163
9S24PU24-O24	162
9S24PU24-P24	161
9S24PU24-PF24	162
9S32-1	163
9S32J32-J32	162
9S32J32-O32	162
9S32J32-P32	162
9S32J32-PF32	162
9S32P32-J32	163
9S32P32-O32	162
9S32P32-P32	161
9S32PF32-O32	163
9S32PF32-P32	163
9S32PF32-PF32	163
9S32PU32-O32	162
9S32PU32-P32	161
9S32PU32-PF32	162
9S6-1	163
9S6J4-O4	162
9S6J5-J5	162
9S6J5-J6	162
9S6J5-P4	162
9S6J5-P6	162
9S6J5-PF4	162
9S6J5-PF6	162
9S6J6-J5	162
9S6J6-J6	162
9S6J6-J8	162
9S6J6-O6	162
9S6J6-O8	162
9S6J6-P4	162
9S6J6-P6	162
9S6J6-PF4	162
9S6J6-PF6	162
9S6J8-J8	162
9S6J8-O8	162
9S6J8-P6	162
9S6J8-PF6	162
9S6P4-J5	163
9S6P4-J6	163
9S6P4-O5	162
9S6P4-O6	162
9S6P4-P4	161
9S6P4-P6	161
9S6P4-PF4	162
9S6P4-PF6	162
9S6P6-J5	163
9S6P6-J6	163
9S6P6-O5	162
9S6P6-O6	162
9S6P6-O8	162
9S6P6-P4	161
9S6P6-P6	161
9S6P6-PF4	162
9S6P6-PF6	162
9S6PF4-O6	163
9S6PF4-P4	163
9S6PF4-P6	163
9S6PF4-PF4	163
9S6PF4-PF6	163
9S6PF6-O6	163
9S6PF6-P4	163
9S6PF6-P6	163
9S6PF6-PF4	163
9S6PF6-PF6	163
9S6PU4-P4	161
9S6PU4-P6	161
9S6PU4-PF4	162
9S6PU4-PF6	162
9S6PU6-O6	162
9S6PU6-O8	162
9S6PU6-P4	161
9S6PU6-P6	161
9S6PU6-PF4	162
9S6PU6-PF6	162
9S6PU8-O8	162
9S8-1	163
9S8J10-J10	162
9S8J10-O10	162
9S8J10-P8	162
9S8J10-PF8	162
9S8P8-J10	163
9S8P8-O10	162
9S8P8-P8	161
9S8P8-PF8	162
9S8PF8-O10	163
9S8PF8-P8	163
9S8PF8-PF8	163
9S8PU8-O10	162
9S8PU8-P8	161
9S8PU8-PF8	162
9SS12J12-O12	163
9SS16J16-O16	163
9SS20J20-O20	163
9SS6J6-O6	163
9SS6J6-O8	163
9SS6J8-O8	163
9SS8J10-O10	163
A	
A/C-LABEL-SET	483
A/C-STARTER-KIT	401
A-14/D	288
A2040	260
A2040X	260
A2050	260
A2050X	260
A2060	260
A2060X	260
A2C/PH	357
A2C-E/PH	357
A3C/PH	357
A3C-E/PH	357
A-4/D	288
A555	452
A655	452
A660	452
A664	448
A6754	448
A6764	448
A6765	452
A6769	450
A6770	452
A6774	450
A6775	452
A6779	450
A6845	452
A6860	452
A690	452
A694	448
A8C/PH	357
A-9/D	288
A-BD5P8433	171
AC-10	379, 401
AC1101	382, 400-401
AC1101STEEL	382
AC1102	382, 400-401
AC1102STEEL	382
AC1103	382, 400-401
AC1103STEEL	382
AC1104	382, 400
AC1105	382
AC1106	382
AC1107	382, 400
AC1107STEEL	382
AC1108	382, 400
AC1111	382, 400
AC1112	382, 400
AC1113	382, 400
AC1114	382, 400
AC1115	382
AC1116	382
AC1117	382
AC1118	382, 400
AC1121	382, 400
AC1121STEEL	382
AC1122	382, 400
AC1122STEEL	382
AC1123	382, 400
AC1123STEEL	382
AC1124	382, 400
AC1125	382
AC1126	382
AC1127	382
AC1127STEEL	382
AC1128	382
AC-12	379
AC1201	383
AC1202	383
AC1203	383
AC1204	383
AC1211	383
AC1212	383
AC1213	383
AC1214	383
AC1221	383
AC1222	383
AC1223	383
AC1224	383
AC1301	383, 400-401
AC1301-1	383
AC1301-3	384, 400
AC1301STEEL	383
AC1302	383, 400-401
AC1302-1	383
AC1302-3	384, 400
AC1302STEEL	383
AC1303	383, 400-401
AC1303-1	383
AC1303-3	384, 400
AC1303STEEL	383
AC1304	383, 400
AC1305	383
AC1306	383
AC1307	383, 400-401
AC1307-1	383
AC1307-3	384
AC1307STEEL	383
AC1308	383, 400
AC1310	383, 400
AC1311	384, 400-401
AC1311-1	384
AC1311-3	384
AC1312	384, 400
AC1312-1	384
AC1312-3	384
AC1313	384, 400-401
AC1313-1	384
AC1313-3	384
AC1314	384, 400
AC1315	384
AC1316	384
AC1317	384
AC1317-1	384
AC1317-3	384
AC1321	385, 400-401
AC1321-1	385, 400
AC1321-3	385
AC1321STEEL	385
AC1322	385, 400-401
AC1322-1	385, 400
AC1322-3	385
AC1322STEEL	385
AC1323	385, 400-401
AC1323-1	385, 400
AC1323-3	385
AC1323STEEL	385
AC1324	385, 400
AC1325	385
AC1326	385
AC1327	385, 400-401
AC1327-1	385
AC1327-3	385
AC1327STEEL	385
AC1328	385, 400
AC1330	385, 400
AC1401	385, 400-401
AC1402	385, 400-401
AC1403	385, 400-401
AC1404	385, 400
AC1405	385
AC1407	385
AC1408	385, 400
AC1411	386
AC1412	386
AC1413	386
AC1414	386
AC1415	386
AC1418	386
AC1421	386, 400-401
AC1422	386, 400-401
AC1423	386, 400-401
AC1424	386, 400
AC1425	386
AC1427	386
AC1428	386, 400
AC1701	386, 400
AC1702	386, 400
AC1703	386, 400
AC1721	386
AC1722	386
AC1723	386
AC1801	387, 400
AC1802	387, 400
AC1803	387, 400
AC1804	387, 400
AC1811	387
AC1812	387
AC1813	387
AC1821	387, 400
AC1822	387, 400
AC1823	387, 400
AC1900	387
AC1908	387
AC1920	388
AC1926STEEL	388, 400
AC1931	388
AC1932	388
AC1934	388
AC1952	388, 400
AC1953	388
AC2102-1	389
AC2103-1	389
AC2112-1	389
AC2113-1	389
AC2122-1	389
AC2123-1	389
AC2132-1STEEL	389
AC2132-3STEEL	390, 400
AC2133-1STEEL	389
AC2133-3STEEL	390, 400
AC2142-1STEEL	390
AC2142-3STEEL	390, 400
AC2143-1STEEL	390
AC2143-3STEEL	390, 400
AC2144-1STEEL	390
AC2144-3STEEL	390, 400
AC2901STEEL	390, 400-401
AC2902STEEL	390, 400-401
AC2903STEEL	390, 400-401
AC2904STEEL	390, 400
AC2905STEEL	390
AC2906STEEL	390, 400
AC2907STEEL	390, 400
AC2908STEEL	390
AC2909STEEL	390, 400
AC2921STEEL	391, 400
AC2922STEEL	391, 400
AC2923STEEL	391, 400
AC2924STEEL	391, 400
AC2925STEEL	391
AC2926STEEL	391, 400
AC2927STEEL	391, 400
AC2928STEEL	391
AC2929STEEL	391
AC3001STEEL	391
AC3002STEEL	391
AC3003STEEL	391
AC3710	380
AC3710-1	380
AC3710-A	380
AC3710-C	380
AC3710-E50	381
AC3710-E60	381
AC3710-F	380
AC3710-H	381
AC3710-P	380
AC3711	381
AC3712	381
AC3713	381
AC3714	381
AC3715	381
AC3716	381
AC4041	400
AC4042	400
AC4043	400
AC4044	397, 400-401
AC4046	397, 401
AC4101	391
AC4102	391
AC4103	391
AC4104	391
AC4107	391
AC4108	391
AC4111	391
AC4112	391
AC4113	391
AC4114	391
AC4117	391
AC4118	391
AC4121	392
AC4122	392
AC4123	392
AC4124	392
AC4127	392
AC4128	392
AC4301	392
AC4302	392
AC4303	392
AC4304	392
AC4307	392
AC4308	392
AC4311	392
AC4312	392
AC4313	392
AC4314	392
AC4317	392
AC4318	392
AC4321	392
AC4322	392
AC4323	392
AC4324	392
AC4327	392
AC4328	392

Part #	Page #
AC5602-1	393
AC5603-1	393
AC5604-1	393
AC5622-1	393
AC5623-1	393
AC5624-1	393
AC5625-1	393
AC5626-1	393
AC5627-1	393
AC-6	379, 401
AC6101	393, 400-401
AC6101-1	394, 401
AC6101-2	394, 401
AC6101-3	394, 400-401
AC6102	393, 400-401
AC6102-1	394
AC6102-2	394
AC6102-3	394, 400-401
AC6103	393, 400-401
AC6103-1	394
AC6103-3	394, 400-401
AC6104	393, 400
AC6104-1	394
AC6104-3	394, 400
AC6105	393
AC6106	393
AC6107	393
AC6121	394
AC6122	394
AC6123	394
AC6124	394
AC6131	394
AC6132	394
AC6133	394
AC6134	394
AC6190STEEL	395
AC6191	395
AC6201	395
AC6202	395
AC6203	395
AC6204	395
AC6210	395
AC6225	395
AC6226	395
AC6235	395
AC6236	395
AC6272STEEL	395
AC6276STEEL	396
AC6277STEEL	396
AC6362	398, 400-401
AC6363	398, 400-401
AC6364	398, 400-401
AC6400	400
AC6601, 396	
AC6601STEEL	396, 401
AC6602STEEL	396, 401
AC6603STEEL	396, 401
AC6604STEEL	396
AC6605STEEL	396
AC71688	381
AC71689	381
AC71690	381
AC71691	381
AC75022	381
AC75024-50	381
AC75024-60	381
AC75027	380
AC75033	381
AC75036	380
AC75041	381
AC75046	381
AC75136	381
AC75140	381
AC-8	379, 401
AC9301	396, 400
AC9302	396, 400
AC9303	396, 400
AC9304	396, 400
AC9305	396, 400
AC9306	396, 400
AC9307	396, 400
AC9308	396, 400
AC9321	397, 400
AC9322	397, 400
AC9323	397, 400
AC9324	397, 400
AC9325	397, 400
AC9326	397, 400
AC9327	397, 400
AC9328	397, 400
ACC104	400
AFT-MET-PTO-LABEL	483
AGC10	442
AGC10F	442
AGC15	442
AGC15F	442
AGC2	442
AGC20	442
AGC20F	442
AGC25	442
AGC25F	442
AGC2F	442
AGC30	442
AGC30F	442
AGC5	442
AGC5F	442
AGC7.5	442
AGC7.5F	442
AGCF120	442
AGCF60	442
AGGAS-1X10/WIRE	282
AGGAS-1X12/WIRE	282
AGGAS-1X14/WIRE	282
AGGAS-3/4X10/WIRE	282
AGGAS-3/4X12/WIRE	282
AGGAS-3/4X14/WIRE	282
AGSPRAY-1	278
AGSPRAY-1/2	278
AGSPRAY-1/4	278
AGSPRAY-3/4	278
AGSPRAY-3/8	278
AGSPRAY-5/8	278
AIRBRAKE-6	322, 321
AIRBRAKE-8	322, 321
AIRBRAKE-KIT	321
AIR-CONDITIONING-KIT	399
AL-1-1/2-A	285
AL-1-1/2-B	285
AL-1-1/2-C	285
AL-1-1/2-D	285
AL-1-1/2-E	285
AL-1-1/2-F	285
AL-1-1/2-V	285
AL-1-1/2-W	285
AL-1-1/4-A	285
AL-1-1/4-B	285
AL-1-1/4-C	285
AL-1-1/4-D	285
AL-1-1/4-E	285
AL-1-1/4-F	285
AL-1-1/4-V	285
AL-1-1/4-W	285
AL-1-A	285
AL-1-B	285
AL-1-C	285
AL-1-D	285
AL-1-E	285
AL-1-F	285
AL-1-V	285
AL-1-W	285
AL-2-1/2-A	285
AL-2-1/2-B	285
AL-2-1/2-C	285
AL-2-1/2-D	285
AL-2-1/2-E	285
AL-2-1/2-F	285
AL-2-1/2-V	285
AL-2-1/2-W	285
AL-2-A	285
AL-2-B	285
AL-2-C	285
AL-2-D	285
AL-2-E	285
AL-2-F	285
AL-2-V	285
AL-2-W	285
AL-3/4-A	285
AL-3/4-B	285
AL-3/4-C	285
AL-3/4-D	285
AL-3/4-E	285
AL-3/4-F	285
AL-3/4-V	285
AL-3/4-W	285
AL-3-A	285
AL-3-B	285
AL-3-C	285
AL-3-D	285
AL-3-E	285
AL-3-F	285
AL-3-V	285
AL-3-W	285
AL-4-A	285
AL-4-B	285
AL-4-C	285
AL-4-D	285
AL-4-E	285
AL-4-F	285
AL-4-V	285
AL-4-W	285
AL-6-A	285
AL-6-B	285
AL-6-C	285
AL-6-D	285
AL-6-E	285
AL-6-F	285
AL-6-V	285
AL-6-W	285
AM-1/D	288
AM-11/D	288
AM-12/D	288
AM-13/D	288
AM-2/D	288
AM-3/D	288
AM-6/D	288
AM-7/D	288
AM-8/D	288
AMB/D	288
AMC/D	288
AMH/D	288
ATC10	441
ATC10F	441
ATC15	441
ATC15F	441
ATC20	441
ATC20F	441
ATC25	441
ATC25F	441
ATC3	441
ATC30	441
ATC30F	441
ATC3F	441
ATC5	441
ATC5F	441
ATC7.5	441
ATC7.5F	441
ATCF100	442
ATCF300	442
ATCF40	442
ATCM10	441
ATCM10F	441
ATCM15	441
ATCM15F	441
ATCM20	441
ATCM20F	441
ATCM25	441
ATCM25F	441
ATCM3	441
ATCM30	441
ATCM30F	441
ATCM3F	441
ATCM5	441
ATCM5F	441
ATCM7.5	441
ATCM7.5F	441
ATCMAX20	442
ATCMAX30	442
ATCMAX40	442
ATCMAX50	442
ATCMAX60	442
ATCMF40	442
B	
B01	285
B02	285
B03	285
B04	285
B05	285
B06	285
B07	285
B08	285
B10	285
B-10/D	287
B10-3B/PH	357
B10-5B/PH	357
B-12/D	287
B12/PH	357
B12-60N/PH	365
B12E/PH	357
B13/PH	357
B13E/PH	357
B-14/D	287
B-15/D	287
B17/PH	352
B-19/D	287
B-2/D	287
B20-3B/PH	350
B20-3BP/PH	350
B20-4B/PH	350
B20-5B/PH	350
B20-5BP/PH	350
B-22/D	287
B22/PH	350
B22A/PH	350
B22E/PH	350
B23/PH	350
B23A/PH	350
B23E/PH	350
B30-5B/PH	353
B32/PH	353
B32A/PH	353
B32E/PH	353
B33/PH	353
B34/PH	354
B34-5B/PH	354
B36/PH	355
B37E/PH	355
B-4/D	287
B-5/D	287
B781-24-24F	370
B78B12-12F	370
B78C12-12F	370
B78C16-16F	370
B78C20-20F	370
B78C24-24F	370
B78N16-16F	370
B78N20-20F	370
B-9/D	287
BA-160-1/4	453
BA-160-2	453
BA-170-1/2	453
BA-170-1/4	453
BA-170-2	453
BALL-VALVE-12	453-454
BALL-VALVE-16	453-454
BALL-VALVE-20	453-454
BALL-VALVE-24	453
BALL-VALVE-32	453
BALL-VALVE-4	453-454
BALL-VALVE-6	453-454
BALL-VALVE-8	453-454
BAS-111/D	286
BAS-123/D	286
BAS-183/D	286
BAS-63/D	286
BAS-78/D	286
BAS-93/D	286
BF-4530	339
BF-4750	339
BF-5000	339
BF-5005	339
BF-5255	339
BF-5310	339
BF-5500	339
BF-5620	339
BF-6000	339
BF-6250	339
BF-6255	339
BF-6560	339
BF-6750	339
BF-6900	339
BF-7180	339
BF-7250	339
BF-7505	339
BF-7810	339
BF-8750	339
BF-9950	339
BFG-1/2-200R/R	281
BFG-1/2-250R/R	281
BFG-1/4-200R/R	281
BFG-1/4-250R/R	281
BFG-1-1/2-200R/R	281
BFG-1-1/4-200R/R	281
BFG-1-200R/R	281
BFG-1-300R/R	281
BFG-3/4-200R/R	281
BFG-3/4-250R/R	281
BFG-3/8-200B/R	281
BFG-3/8-200R/R	281
BFG-3/8-250R/R	281
BFG-5/8-200R/R	281
BFG-5/8-250R/R	281
BH12-604PH	365
BH1-60/PH	364
BH1-61/PH	364
BH2-60/PH	364
BH2-61/PH	364
BH2C/PH	350, 353
BH2E/PH	351, 354
BH2F/PH	352, 355
BH3-60/PH	364
BH3-61/PH	364
BH3C/PH	350
BH3E/PH	351, 354
BH3F/PH	353
BH400-S	432
BH4-60/PH	364
BH4-61/PH	364
BH600-S	432
BH6-60/PH	364
BH6-61/PH	364
BH8-60/PH	364
BH8-61/PH	364
BHE/PH	354
BL306	333
BL308	333-334
BL310	333-334
BL312	333-334
BL320	333-334
BL330	334
BL340	333-334
BL351	333-334
BL360	333-334
BL372	334
BL408	334
BL412	333-334
BL420	333-334
BL430	333-334
BL440	333-334
BL450	333
BL451	333-334
BL460	333-334
BL472	334
BL508	334
BL512	333-334
BL520	334
BL530	333-334
BL540	333-334
BL551	333-334
BL560	333-334
BL572	334
BL608	334
BL612	333-334
BL620	333-334
BL630	333-334
BL640	333-334
BL651	333-334
BL660	333-334
BL672	334
BLACK-IRON-LABEL	483
BLR-12	482
BOOSTER-BAG	432
BRAKE-LINE-KIT	333
BS00-02	166
BS00-04	166
BS00-06	166
BS00-08	166
BS00-10	166
BS00-12	166
BS00-16	166
BS00-20	166
BS00-24	166
BS00-32	166
BST-1/PH	358, 366
BST-10/PH	358, 366
BST-12/PH	358, 366
BST-1M/PH	358, 366
BST-2/PH	358, 366
BST-2/PH-BP	283
BST-2M/PH	358, 366
BST-2M/PH-BP	283
BST-3/PH	358, 366
BST-3/PH-BP	283
BST-3M/PH	358, 366
BST-3M/PH-BP	283
BST-4/PH	358, 366
BST-4M/PH	358, 366
BST-6/PH	358, 366
BST-6M/PH	358, 366
BST-8/PH	358, 366
BST-8M/PH	358, 366
BST-N1/PH	359, 367
BST-N10/PH	359, 367
BST-N12/PH	359, 367
BST-N12M/PH	359, 367
BST-N1M/PH	359, 367
BST-N2/PH	359, 367
BST-N2/PH-BP	283
BST-N2M/PH	359, 367
BST-N2M/PH-BP	283
BST-N3/PH	359, 367
BST-N3/PH-BP	283
BST-N3M/PH	359, 367
BST-N3M/PH-BP	283
BST-N4/PH	359, 367
BST-N4M/PH	359, 367
BST-N6/PH	359, 367
BST-N6M/PH	359, 367
BST-N6M/PH	367
BST-N8/PH	359, 367
BST-N8M/PH	359, 367
BT444	432
BU-14/D	287
BU-18/D	287
BU-19/D	287
BU-22/D	287
BU-24/D	287

PART NUMBER INDEX

Part #	Page #
BU-9/D	287
BU-9S/D	287
C	
C002	290
C202	461
C203	461
C204	461
C205	461
C206	461
C252	461
C253	461
C254	461
C255	461
C256	461
C403	461
C404	461
C405	461
C406	461
CABLETIE-DISPLAY	466
CB/D	287
CC-10	288, 461
CC-12	288, 461
CC-13	288, 461
CC-14	288, 461
CC-15	288, 461
CC-16	288, 461
CC-17	461
CC-18	288, 461
CC-19	461
CC-21	461
CC-23	288, 461
CC-24	288, 461
CC-26	461
CC-28	461
CC-3	288, 461
CC-4	288, 461
CC-5	288, 461
CC-6	288, 461
CC-7	461
CC-8	288, 461
CC-9	288, 461
CD/D	287-288, 462
CECB-W	439
CECR-W	439
CECY-W	439
CHECK-VALVE-1/2	453
CHECK-VALVE-1/4	453
CHECK-VALVE-1/8	453
CHECK-VALVE-3/8	453
CL-100	260
CL-35	260
CL-40	260
CL-40-2	260
CL-41	260
CL-50	260
CL-50-2	260
CL-60	260
CL-60-2	260
CL-60H	260
CL-60H-2	260
CL-80	260
CL-80H	260
CL-A2040	260
CL-A2050	260
CL-A2060	260
CLAMP-DISPLAY	464
CP03	289
CP04	289, 459
CP05	289
CP05S	459
CP06	289
CP06S	459
CP07	289
CP07S	459
CP08	289
CP08S	459
CP09	289
CP09S	459
CP0S	459
CP10	289, 459
CP10S	289, 459
CP11	289, 459
CP11S	289, 459
CP12	289, 459
CP12S	289, 459
CP14	289, 459
CP14S	289, 459
CP16	289, 459
CP16S	289, 459
CP18	289, 459
CP18S	289, 459
CP20	289, 459
CP20S	289, 459
CP24	289, 459
CP24S	289, 459
CP28	289, 459
CP28S	289, 459
CP311	289, 459
CP311S	289, 459
CP32	289, 459
CP32S	289, 459
CP3S	289, 459
CP4S	289, 459
CP5S	289, 459
CP6S	289, 459
CP7S	289, 459
CP8S	289, 459
CP9S	289, 459
CWH-3/4	280
CWH-5/8	280
D	
DD/D	287, 462
DM-1/D	286
DM-11/D	286
DM-16/D	286
DM-21/D	286
DM-26/D	286
DM-31/D	286
DM-36/D	286
DM-46/D	286
DM-6/D	286
DM-66/D	286
DOM-PTO-LABEL	483
DS12C	482
DS24C	482
F	
F100/D	289, 461
F271239	292
F273071	292
F273072	292
F273701	292
F273702	292
F273707	292
F273719	292
F273761	292
F273767	292
F276124	292
F276129	292
F276130	292
F276136	292
F276139	292
F276148	292
F276152	292
F276153	292
F276154	292
F276187	292
F276190	292
F276262	292
F276281	292
F276328	292
F276329	292
F276330	292
F276334	292
F276336	292
F276495	292
FEBB-W	438
FEFB-W	437
FEFR-W	437
FEFY-W	437
FEMB-W	437
FEMR-W	437
FEMY-W	437
FERB10-W	437
FERB14-W	437
FERB38-W	437
FERB4-W	437
FERB516-W	437
FERB6-W	437
FERB8-W	437
FERR10-W	437
FERR14-W	437
FERR38-W	437
FERR4-W	437
FERR516-W	437
FERR6-W	437
FERR8-W	437
FERY10-W	437
FERY14-W	437
FERY38-W	437
FERY516-W	437
FERY6-W	437
FERY8-W	437
FESB10-W	439
FESB6-W	439
FESB8-W	439
FESR10-W	439
FESR6-W	439
FESR8-W	439
FESY10-W	439
FESY6-W	439
FESY8-W	439
FF-371-12FP/PH	369
FF-371-6FB/PH	369
FF-371-6FP/PH	369
FF-371-8FB/PH	369
FF-371-8FPPH	369
FF-372-6FB/PH	369
FF-372-6FP/PH	369
FF-752-12FP/PH	369
FFORING-KIT	171
FIBB-W	438
FIBR-W	438
FIFB-W	438
FIFR-W	438
FIFY-W	438
FIMB-W	438
FIMR-W	438
FIMY-W	438
FP226	261
FP5026	261
FP5235	261
FP5533	261
FP5535	261
FP6035	261
FP6237	261
FP6240	261
FP6338	261
FP6511	261
FP6520	261
FP6524	261
FP6526	261
FP6545	261
FP7037	261
FS-1100	483
FS-1200	483
FS-1300	483
FS-1500	483
FS-1800	483
FS-2300	483
FS-3100	483
FS-500	483
FS-600	483
FS-700	483
FS-800	483
G	
G40-17-1/2	255
G40-17-5/8	255
G50-15-1/2	255
G50-15-5/8	255
G60-13-1/2	255
G60-13-5/8	255
GAS-RACK	292
GATE-VALVE-1	453-454
GATE-VALVE-1/2	453-454
GATE-VALVE-1/4	453-454
GATE-VALVE-1-1/2	453-454
GATE-VALVE-1-1/4	453-454
GATE-VALVE-2	453-454
GATE-VALVE-2-1/2	453
GATE-VALVE-3	453
GATE-VALVE-3/4	453-454
GATE-VALVE-3/8	453-454
GATE-VALVE-4	453
GAUGE-100-BP	445-446
GAUGE-360-FT/LBS	445
GAUGE-DISPLAY	446
GB-1/D	287
GB-11/D	287
GB-13/D	287
GB-3/D	287
GB-6/D	287
GB-8/D	287
GCA/D	287
GCC/D	287
GDB-13/D	287
GDB-3/D	287
GF-26/D	287
GF-3/D	287
GF-36/D	287
GF-6/D	287
GH-12	324
GH-18	324
GH-24	324
GH-36	324
GH-48	324
GH-72	324
GL1425	20, 282
GL3825	20, 282
GL51625	20, 282
GM-13/D	287
GM-3/D	287
GM-8/D	287
GMC/D	287
GP110A-10	436
GP110A-20	436
GP110A-30	436
GP110A-40	436
GP110A-50	436
GP110A-60	436
GP110A-70	436
GP110X-10	436
GP110X-20	436
GP110X-30	436
GP110X-40	436
GP110X-50	436
GP110X-60	436
GP110X-70	436
GP112A-10	436
GP112A-20	436
GP112A-30	436
GP112A-40	436
GP112A-50	436
GP112A-60	436
GP112A-70	436
GP112X-10	436
GP112X-20	436
GP112X-30	436
GP112X-40	436
GP112X-50	436
GP112X-60	436
GP112X-70	436
GP114A-10	436
GP114A-20	436
GP114A-30	436
GP114A-40	436
GP114A-50	436
GP114A-60	436
GP114A-70	436
GP114X-10	436
GP114X-20	436
GP114X-30	436
GP114X-40	436
GP114X-50	436
GP114X-60	436
GP114X-70	436
GP116A-10	436
GP116A-20	436
GP116A-30	436
GP116A-40	436
GP116A-50	436
GP116A-60	436
GP116A-70	436
GP116X-10	436
GP116X-20	436
GP116X-30	436
GP116X-40	436
GP116X-50	436
GP116X-60	436
GP116X-70	436
GP118A-10	436
GP118A-20	436
GP118A-30	436
GP118A-40	436
GP118A-50	436
GP118A-60	436
GP118A-70	436
GP118X-10	436
GP118X-20	436
GP118X-30	436
GP118X-40	436
GP118X-50	436
GP118X-60	436
GP118X-70	436
H	
H00E/PH	354
H07704-10	113
H07705-10	113
H07706-10	113
H0C/PH	353
H0E/PH	354
H0F/PH	355
H10404	94
H10406	94
H10408	94
H10410	94
H10412	94
H10416	94
H10420	94
H12-634PH	365
H12-63N/PH	365
H12-65/PH	361
H12-66/PH	361
H138X6X4	323
H138X6X6	323
H14504	94
H14506	94
H14508	94
H14510	94
H14512	94
H14516	94
H148X8X6	323
H148X8X8	323
H1-62/PH	364
H1-63/PH	364
H1-65/PH	361
H1-65M/PH	361
H1-66/PH	361
H1-66M/PH	361
H1C/PH	350, 353
H1E/PH	351, 354
H1F/PH	352, 355
H24304	294
H24305	294
H24306	294
H24308	294
H24312	294
H24316	294
H24504	93
H24506	93
H24508	93
H24510	93
H24512	93
H24516	93
H24520	93
H2-62/PH	364
H2-63/PH	364
H2-65/PH	361
H2-65M/PH	361
H2-66/PH	361
H2-66M/PH	361
H2C/PH	350, 352-353
H2C-E/PH	350, 353
H2E/PH	351, 354
H2E-F/PH	351, 354
H2F/PH	352, 355
H2F-G/PH	355
H2G/PH	356
H2G-F/PH	356
H2G-J/PH	356
H30	322-323
H31	323
H31SP	323
H32	322-323
H32406	94
H3-62/PH	364
H3-63/PH	364
H3-65/PH	361
H3-65M/PH	361
H3-66/PH	361
H366-08	16
H3-66M/PH	361
H38ABS	322-323
H38CABS	323
H38CSX6X4	322
H38CSX6X6	322
H38CSX6X8	322
H38CX6X4	321-322
H38CX6X6	321-322
H38CX6X8	321-322
H38X6X4	322-323
H38X6X6	323
H38X6X8	323
H3C/PH	350, 353
H3C-E/PH	350, 353
H3E/PH	351, 354
H3E-F/PH	351, 354
H3F/PH	352, 355
H3G-F/PH	356
H40	322-323
H41	323
H41SP	323
H42	322-323
H42504	93
H42506	93
H42508	93
H42510	93
H42512	93
H42516	93
H42520	93
H42524	93
H42532	93
H43504	108
H43505	108
H43506	108
H43508	108
H43512	108
H43516	108
H43544	108
H43545	108
H43546	108
H43555	108
H43556	108
H43558	108
H43566	108
H43568	108
H43588	108

PART NUMBER INDEX

Part #	Page #
H43604	109
H43605	109
H43606	109
H43608	109
H43612	109
H43616	109
H4-62/PH	364
H4-63/PH	364
H4-65/PH	361
H4-65M/PH	361
H4-66/PH	361
H4-66M/PH	361
H48ABS	323
H48CABS	323
H48CSX8X6	321-322
H48CSX8X8	322
H48CX8X6	322
H48CX8X8	322
H48X8X6	323
H48X8X8	323
H4F/PH	352, 355
H5E/PH	351, 354
H5F/PH	352, 355
H5F-G/PH	355
H5G/PH	356
H5G-F/PH	356
H5G-J/PH	356
H6-62/PH	364
H6-63/PH	364
H6-65/PH	361
H6-65M/PH	361
H6-66/PH	361
H6-66M/PH	361
H6E/PH	351, 354
H8-62/PH	364
H8-63/PH	364
H8-65/PH	361
H8-65M/PH	361
H8-66/PH	361
H8-66M/PH	361
H8C/PH	350, 353
H8C-D/PH	350
H9C/PH	350, 353
HBC-D/PH	353
HD-10C14	472
HD-12C14	472
HD-16C14	472
HD-4C14	472
HD-5C14	472
HD-6C14	472
HD-8C14	472
HDC/PH	350
HDE/PH	351
HE-10C14	472
HE-12C14	472
HE-16C14	472
HE-4C14	472
HE-5C14	472
HE-6C14	472
HE-8C14	472
HEATER-HOSE-08	281
HEATER-HOSE-10	281
HEATER-HOSE-12	281
HEATER-HOSE-16	281
HEAVY-NOZZLE	338
HK0509	291, 463
HK0709	291, 463
HK0809	291, 463
HK0913	291, 463
HK1013	291, 463
HK1113	291, 463
HK1213	291, 463
HK1313	291, 463
HK1413	291, 463
HK1513	291, 463
HK1613	291, 463
HK1713	291, 463
HK1813	291, 463
HK1913	291, 463
HK2017	291, 463
HK2117	291, 463
HK2317	291, 463
HK2517	291, 463
HK2617	291, 463
HK2917	291, 463
HK3117	291, 463
HK3217	291, 463
HK3317	291, 463
HK3417	291, 463
HK3817	291, 463
HN12X10X12	336
HN12X10X6	336
HN12X10X8	336
HN12X12X12	336
HN12X12X8	336
HN12X16X12	336
HN12X16X16	336
HN12X2X2	336
HN12X2X4	336
HN12X3X2	336
HN12X3X4	336
HN12X4X2	336
HN12X4X4	336
HN12X4X6	336
HN12X5X2	336
HN12X5X4	336
HN12X5X6	336
HN12X6X12	336
HN12X6X2	336
HN12X6X4	336
HN12X6X6	336
HN12X6X8	336
HN12X8X12	336
HN12X8X4	336
HN12X8X6	336
HN12X8X8	336
HN13X4X4	336
HN13X6X6	336
HN14X12X12	336
HN14X2X2	336
HN14X2X4	336
HN14X3X2	336
HN14X3X4	336
HN14X4X2	336
HN14X4X4	336
HN14X4X6	336
HN14X5X2	336
HN14X5X4	336
HN14X5X6	336
HN14X6X2	336
HN14X6X4	336
HN14X6X6	336
HN14X6X8	336
HN14X8X4	336
HN14X8X6	336
HN14X8X8	336
HN16X10X6	336
HN16X10X8	336
HN16X4X2	336
HN16X4X4	336
HN16X5X4	336
HN16X6X2	336
HN16X6X4	336
HN16X6X6	336
HN16X8X4	336
HN16X8X6	336
HN24X12X12	336
HN24X2X2	336
HN24X3X2	336
HN24X3X4	336
HN24X4X2	336
HN24X4X4	336
HN24X4X6	336
HN24X5X4	336
HN24X6X4	336
HN24X6X6	336
HN24X6X8	336
HN24X8X6	336
HN24X8X8	336
HN32X10	337
HN32X12	337
HN32X3	337
HN32X4	337
HN32X5	337
HN32X6	337
HN32X8	337
HN42X4X4	337
HN42X6X6	337
HN44X3X3	336
HN44X3X4	336
HN44X4X4	336
HN44X4X5	336
HN44X4X6	336
HN44X5X5	336
HN44X5X6	336
HN44X6X6	336
HN44X6X8	336
HN44X8X10	336
HN44X8X8	336
HN45X6X6	337
HN52X3X6	337
HN52X4X6	337
HN52X5X6	337
HN52X6X6	337
HN54X3X4	337
HN54X3X6	337
HN54X4X6	337
HN54X5X6	337
HN54X6X6	337
HOF/PH	352
HOOE/PH	351
HS31	323
HS41	323
HYDRANT-WRENCH	286
I	
IBCB-W	436
IBCR-W	436
IBCY-W	436
IBR-W	438
IFB.187-W	437
IFR.187-W	437
IMB.187-W	437
IMR.187-W	437
J	
JH-3/4RE	280
JH-3/4YE	280
JS201	290, 459-460
JS202	290
JS205	290
JS207	290
JS209	290
JS210	290, 460
JS211	290, 460
JS213	290, 460
JS215	290, 460
JS216	290, 460
JS218	460
JS301	290, 459
JS302	290, 459
JS305	290, 459
JS307	290, 459
JS309	290, 459
JS310	460
JS311	290, 459
JS313	290, 459
JS315	460
JS316	289, 459
JS318	290, 459
K	
K19X10X8	449
K19X8X6	449
K19X8X8	449
K49X10X8	449
M	
M104	269
M105	269
M106	269
M1195	262
M1200	262
M1205	262
M1218	262
M1220	262
M1225	262
M1230	262
M1240	262
M1250	262
M1271	262
M1546	268
M1547	268
M1548	268
M1549	268
M1550	268
M1551	268
M1646	268
M1647	268
M1648	268
M1649	268
M1650	268
M1651	268
M605	269
M606	269
M608	269
M804Z	269
M805Z	269
M806Z	269
M8078	268
M807Z	269
M808Z	269
M810Z	269
M812Z	269
M8134	268
M8158	268
M8178	268
M8190	268
M8195	268
M8234	268
M8258	268
M8278	268
M8290	268
M8295	268
M8878	268
M904Z	269
M905Z	269
M906Z	269
M907Z	269
M908Z	269
MACHINE-TABLE	479
MB-0	271
MB-00	271
MB-1	271
MB-10	271
MB-102	271
MB-102A	271
MB-103	271
MB-103A	271
MB-103B	271
MB-104	271
MB-104A	271
MB-104B	271
MB-105	271
MB-105A	271
MB-105B	271
MB-106	271
MB-106A	271
MB-106B	271
MB-107	271
MB-107A	271
MB-107B	271
MB-108	271
MB-108A	271
MB-108B	271
MB-109	271
MB-109A	271
MB-109B	271
MB-11	271
MB-110	271
MB-110A	271
MB-110B	271
MB-111	271
MB-111A	271
MB-111B	271
MB-112	271
MB-112A	271
MB-112B	271
MB-113	271
MB-113A	271
MB-113B	271
MB-114	271
MB-114A	271
MB-114B	271
MB-115	271
MB-115A	271
MB-115B	271
MB-117	271
MB-117A	271
MB-117B	271
MB-12	271
MB-13	271
MB-14	271
MB-15	271
MB-16	271
MB-17	271
MB-18	271
MB-18A	271
MB-19	271
MB-1A	271
MB-2	271
MB-20	271
MB-20A	271
MB-22	271
MB-23	271
MB-24	271
MB-25	271
MB-26	271
MB-27	271
MB-28	271
MB-2A	271
MB-3	271
MB-4	271
MB-4A	271
MB-5	271
MB-6	271
MB-6A	271
MB-7	271
MB-8	271
MB-9	271
MB-HB-3	272
MILL50-1-1/2	278
MILL50-2-1/2	278
MS00-06MM	166
MS00-08MM	166
MS00-10MM	166
MS00-12MM	166
MS00-14MM	166
MS00-16MM	166
MS00-18MM	166
MS00-20MM	166
MS00-22MM	166
MS00-24MM	166
MS00-26MM	166
MS00-30MM	166
MS00-33MM	166
MS00-36MM	166
MS00-42MM	166
MS00-52MM	166
MS00-7MM	166
MS-1/D	286
MS-11/D	286
MS-6/D	286
MS-C/D	286
MTP16004xx-100	416
MTP16005xx-100	416
MTP16006xx-100	416
MTP16008xx-100	416
MTP16010xx-100	416
MTP16012xx-100	416
MTP16014xx-100	416
MTP16015xx-100	416
MTP16016xx-100	416
MTP16018xx-100	416
MTP16042xx-100	416
MTP16085xx-100	416
MTP16107xx-100	416
MTP16129xx-100	416
MTP16141xx-100	416
N	
N1512	453
N1513	453
N1514	453
NBB-W	438
NBCB-W	436
NBCR-W	436
NBCY-W	436
NBR-W	438
NEPTUNE-3000-1/4-BK	279
NEPTUNE-3000-1/4-BL	279
NEPTUNE-3000-3/8-BK	279
NEPTUNE-3000-3/8-BL	279
NEPTURE-3000-1/4-BL	280
NITRILE-DISPLAY	282
NOZZLE-1-1/2-NPS	286
NOZZLE-1-1/2-NST	286
NOZZLE-2-1/2-NPS	286
NOZZLE-2-1/2-NST	286
NOZZLE-3/4	286
NRB10-W	437
NRB14-W	437
NRB38-W	437
NRB4-W	437
NRB516-W	437
NRB6-W	437
NRB8-W	437
NRR10-W	437
NRR14-W	437
NRR38-W	437
NRR4-W	437
NRR516-W	437
NRR6-W	437
NRR8-W	437
NRY10-W	437
NRY14-W	437
NRY38-W	437
NRY516-W	437
NRY6-W	437
NRY8-W	437
NSB10-W	439
NSB6-W	439
NSB8-W	439
NSR10-W	439
NSR6-W	439
NSR8-W	439
NSY10-W	439
NSY6-W	439
NSY8-W	439
NT10002.5BK	346
NT10002BK	322, 346, 412
NT10004BK	321, 412
NT10005BK	412
NT10006BK	321, 412
NT10008BK	321, 412
NT10010BK	321, 412
NT10012BK	412
O	
OE/PH	351
OE-MET-LABEL	483
OL-100	260
OL-35	260
OL-40	260
OL-40-2	260
OL-41	260
OL-50	260
OL-50-2	260
OL-60	260
OL-60-2	260
OL-60H	260

PART NUMBER INDEX

Part #	Page #
OL-60H-2	260
OL-80	260
OL-80H	260
OL-A2040	260
OL-A2050	260
OL-A2060	260
OMNI-21	469
O-RING-DISPLAY	169
P	
P60X2	322
P60X2.5	322
P61X2	322
P61X2.5	322
P62X2	322
P62X2.5	322
P68X2	322
P68X2.5	322
P68X2.5X1	322
P68X2X1	322
P69X2	322
P69X2.5	322
P69X2X1	322
PC14-10FJSX	473
PC14-10TUBE	473
PC14-12MP-12ABC	473
PC14-12TBFLK	473
PC14-12TUBE-JS	473
PC14-16FJSX	473
PC14-16MP	473
PC14-16TBFLK	473
PC14-16TUBE-JS	473
PC14-2MP	473
PC14-4FJSX	473
PC14-4MP	473
PC14-4TUBE	473
PC14-5FJSX	473
PC14-5TUBE	473
PC14-6FJX	473
PC14-6FSX	473
PC14-6MP	473
PC14-6TUBE	473
PC14-8FJSX	473
PC14-8MP-8 & 10 ABC	473
PC14-8TUBE	473
PE25/50	260
PE25/50T	260
PE60/100	260
PE60/100T	260
PIX10	316
PIX12	316
PIX2	316, 322
PIX2.5	322
PIX3	316
PIX4	316
PIX5	316
PIX6	316
PIX8	316
PLIOVIC-1	281
PLIOVIC-1/4	281
PLIOVIC-3/4	281
PLIOVIC-3/8	281
PROPANE-DISPLAY	292
PT20000NA	284, 413
PT20001NA	284, 413
PT20004NA	284, 413
PT20005NA	284, 413
PT20006NA	284, 413
PT20007NA	284, 413
PT20008NA	284, 413
PT20009NA	284, 413
PT20010NA	284, 413
PT20011NA	284, 413
PT20014NA	284, 413
PT20016NA	284, 413
PT20020NA	284, 413
PT20024NA	284, 413
PT23002NA	412
PT23003NA	412
PT23004NA	412
PT23005NA	412
PT23006NA	412
PT23008NA	412
PT24004NA	413
PT24005NA	413
PT24006NA	413
PT24008NA	413
PT24010NA	413
PT24012NA	413
PT24016NA	413
PTA-45	303
PTA-90	303
PTC-59X4	341
PTC-59X6	341
PTC-62X2	341, 346
PTC-62X2.5	341, 346
PTC-62X2X1	346
PTC-62X4	341
PTC-62X6	341
PTC-62X8	341
PTC-64X2	341
PTC-64X2.5	341
PTC-64X3	341
PTC-64X4	341
PTC-64X6	341
PTC-64X8	341
PTC-65X2	341
PTC-65X2.5	341
PTC-65X4	341
PTC-65X6	341
PTC-65X8	341
PTC-66X2	341
PTC-66X2.5	341
PTC-66X4	341
PTC-66X4X4	341
PTC-66X6	341
PTC-66X6X6	341
PTC-68X2	342
346	
PTC-68X2.5	342, 346
PTC-68X2.5X0	342
PTC-68X2.5X4	342
PTC-68X2X0	342
PTC-68X2X1	342, 346
PTC-68X3	342
PTC-68X3X0	342
PTC-68X4	342
PTC-68X4X0	342
PTC-68X4X4	342
PTC-68X4X6	342
PTC-68X6	342
PTC-68X6X2	342
PTC-68X6X6	342
PTC-68X6X8	342
PTC-68X8	342
PTC-68X8X4	342
PTC-68X8X8	342
PTC-69X2	342
346	
PTC-69X2.5	342, 346
PTC-69X3	342
PTC-69X4	342
PTC-69X4X4	342
PTC-69X4X6	342
PTC-69X6	342
PTC-69X6X2	342
PTC-69X6X6	342
PTC-69X8	342
PTC-69X8X4	342
PTC-69X8X8	342
PTC-70X4	342
PTC-70X4X4	342
PTC-70X6	342
PTC-71X2	343
PTC-71X2.5	343
PTC-71X3	343
PTC-71X4	343
PTC-71X4X4	343
PTC-71X6	343
PTC-71X6X2	343
PTC-71X6X6	343
PTC-71X8	343
PTC-72X2	343
PTC-72X2.5	343
PTC-72X3	343
PTC-72X4	343
PTC-72X4X4	343
PTC-72X6	343
PTC-72X6X2	343
PTC-72X6X6	343
PTC-72X8	343
PTC-77X4	344
PTC-77X4X4	344
PTC-77X6	344
PTC-82X2	344
PTC-82X2.5	344
PTC-82X3	344
PTC-82X4	344
PTC-82X6	344
PTC-82X8	344
PTC-88X2.5	343
PTC-92X4	343
PTC-92X4X4	343
PTC-92X6	343
PTC-DOT-62X2.5	344
PTC-DOT-62X4	344, 346
PTC-DOT-62X6	344, 346
PTC-DOT-62X8	344, 346
PTC-DOT-64X4	344
PTC-DOT-64X6	344
PTC-DOT-64X8	344
PTC-DOT-65X4	344
PTC-DOT-65X6	344
PTC-DOT-65X8	344
PTC-DOT-66X4	345
PTC-DOT-66X4X4	345
PTC-DOT-66X6	345
PTC-DOT-66X6X6	345
PTC-DOT-68X2.5X1	345-346
PTC-DOT-68X2.5X2	345
PTC-DOT-68X4	345
PTC-DOT-68X4X4	345
PTC-DOT-68X4X6	345
PTC-DOT-68X6	345
PTC-DOT-68X6X2	345
PTC-DOT-68X6X6	345
PTC-DOT-68X6X8	345
PTC-DOT-68X8	345
PTC-DOT-68X8X4	345
PTC-DOT-68X8X8	345
PTC-DOT-69X2.5	345
PTC-DOT-69X4	345
PTC-DOT-69X4X4	345
PTC-DOT-69X4X6	345
PTC-DOT-69X6	345
PTC-DOT-69X6X6	345
PTC-DOT-69X6X8	345
PTC-DOT-69X8	345
PTC-ROAD-RANGER-KIT	346
PTCX-69X2	342
PTCX-69X2.5	342
PTCX-69X2.5X0	342
PTCX-69X2.5X4	342
PTCX-69X4	342
PTCX-69X4X0	342
PTCX-69X4X4	342
PTCX-69X4X6	342
PTCX-69X6	342
PTCX-69X6X6	342
PTCX-69X6X8	342
PTCX-69X8X6	342
PTCX-69X8X8	342
PTCX-70X2.5	342
PTCX-70X4	342
PTCX-70X4X4	342
PTCX-70X6	342
PTCX-70X6X6	342
PTCX-70X8	342
PTCX-71X2	343
PTCX-71X2.5	343
PTCX-71X2.5X0	343
PTCX-71X4	343
PTCX-71X4X4	343
PTCX-71X6	343
PTCX-71X6X6	343
PTCX-71X8	343
PTCX-71X8X8	343
PTCX-72X2	344
PTCX-72X2.5	344
PTCX-72X2.5X0	344
PTCX-72X4	344
PTCX-72X4X4	344
PTCX-72X6	344
PTCX-72X6X6	344
PTCX-72X8	344
PTCX-72X8X8	344
PTCX-DOT-54X4	344
PTCX-DOT-54X4X4	344
PTCX-DOT-54X6	344
PTCX-DOT-69X4	345
PTCX-DOT-69X4X4	345
PTCX-DOT-69X4X6	345
PTCX-DOT-69X6	345
PTCX-DOT-69X6X2	345
PTCX-DOT-69X6X6	345
PTCX-DOT-69X6X8	345
PTCX-DOT-69X8	345
PTCX-DOT-69X8X8	345
PTCX-DOT-72X4	345
PTCX-DOT-72X4X4	345
PTCX-DOT-72X6	345
PTCX-DOT-72X6X6	345
PTCX-DOT-72X8	345
PTCX-DOT-77X4	345
PTCX-DOT-77X6	345
PVC-1-1/2-BASX20	276
PVC-1-1/2-BASX25	276
PVC-1-1/2-CCX20	276
PVC-1-1/2-CCX25	276
PVC-1-1/2-CEX20	276
PVC-1-1/2-CEX25	276
PVC-1-1/2-STCX20	276
PVC-1-1/2-STCX25	276
PVC-1-CCX20	276
PVC-1-CCX25	276
PVC-1-CEX20	276
PVC-1-CEX25	276
PVC-1-STCX20	276
PVC-1-STCX25	276
PVC-2-BASX20	276
PVC-2-BASX25	276
PVC-2-CCX20	276
PVC-2-CCX25	276
PVC-2-CEX20	276
PVC-2-CEX25	276
PVC-2-STCX20	276
PVC-2-STCX25	276
PVC-3/4-CCX20	276
PVC-3/4-CCX25	276
PVC-3/4-CEX20	276
PVC-3/4-CEX25	276
PVC-3/4-STCX20	276
PVC-3/4-STCX25	276
PVC-3-BASX20	276
PVC-3-BASX25	276
PVC-3-CCX20	276
PVC-3-CCX25	276
PVC-3-CEX20	276
PVC-3-CEX25	276
PVC-3-STCX20	276
PVC-3-STCX25	276
PVC-4-BASX20	276
PVC-4-BASX25	276
PVC-4-CCX20	276
PVC-4-CCX25	276
PVC-4-CEX20	276
PVC-4-CEX25	276
PVC-4-STCX20	276
PVC-4-STCX25	276
PVCBL-1-1/2-BASX25	277
PVCBL-1-1/2-BASX50	277
PVCBL-1-1/2-CCX25	277
PVCBL-1-1/2-CCX50	277
PVCBL-1-1/2-CEX25	277
PVCBL-1-1/2-CEX50	277
PVCBL-1-1/2-STCX25	277
PVCBL-1-1/2-STCX50	277
PVCBL-2-BASX25	277
PVCBL-2-BASX50	277
PVCBL-2-CCX25	277
PVCBL-2-CCX50	277
PVCBL-2-CEX25	277
PVCBL-2-CEX50	277
PVCBL-2-STCX25	277
PVCBL-2-STCX50	277
PVCBL-3-BASX25	277
PVCBL-3-BASX50	277
PVCBL-3-CCX25	277
PVCBL-3-CCX50	277
PVCBL-3-CEX25	277
PVCBL-3-CEX50	277
PVCBL-3-STCX25	277
PVCBL-3-STCX50	277
PVCBL-4-BASX25	277
PVCBL-4-BASX50	277
PVCBL-4-CCX25	277
PVCBL-4-CCX50	277
PVCBL-4-CEX25	277
PVCBL-4-CEX50	277
PVCBL-4-STCX25	277
PVCBL-4-STCX50	277
PVC-G/S-1	276
PVC-G/S-1-1/2	276
PVC-G/S-1-1/4	276
PVC-G/S-2	276
PVC-G/S-3	276
PVC-G/S-3/4	276
PVC-G/S-4	276
PVC-G/S-6	276
PVC-VF/S-1-1/2	277
PVC-VF/S-2	277
PVC-VF/S-2-1/2	277
PVC-VF/S-3	277
PVC-VF/S-4	277
PVC-VF/S-6	277
PVTL-1	284, 414
PVTL-1/2	284, 414
PVTL-1/4	284, 414
PVTL-1-1/2	284, 414
PVTL-1-1/4	284, 414
PVTL-2	284, 414
PVTL-3/16	284, 414
PVTL-3/4	284, 414
PVTL-3/8	284, 414
PVTL-5/16	284, 414
PVTL-5/8	284, 414
Q	
QR-1	272
QR-2	272
QR-3	272
QR-4	272
QR-5	272
QR-6	272
QR-7	272
QR-8	272
QR-9	272
QSBI-W	439
QSRI-W	439
QSWI-W	439
QSYI-W	439
R	
R14BX6	449
R15BX2	448
R15BX4	448
R15BX6	448
R16BX6	449
R17PHDX6X6	448
R17PHDX6X8	448
R17PHDX8X8	448
R4LR	482
R590X10X6	450
R5HD90X10X8	448
R5HD90X12X8	448
R878FO	149
REEL-RACK	480
RHS-20/D	285
RHS-25/D	285
RHS-35/D	285
RHS-40/D	285
RHS-60/D	285
ROAD-RANGER-KIT	322
S	
S14-1	163
S16-1	163
S16J16-JF16	161
S16J16-P16	161
S16J16-PF16	161
S16PF16-P16	161
S16PF16-PF16	161
S20-1	163
S20J20-JF20	161
S20J20-P20	161
S20J20-PF20	161
S20PF20-P20	161
S20PF20-PF20	161
S24-1	163
S24J24-JF24	161
S24J24-P24	161
S24J24-PF24	161
S24PF24-P24	161
S24PF24-PF24	161
S32-1	163
S32J32-JF32	161
S32J32-P32	161
S32J32-PF32	161
S32PF32-P32	161
S32PF32-PF32	161
S41-2	372
S41-6	372
S44-4	373
S45-15	372
S45-15P	372
S45-2	372
S45-6	372
S49-4	373
S6-1	163
S63N/D	286
S690	363
S6J6-JF6	161
S6J6-P4	161
S6J6-PF4	161
S6J8-JF8	161
S6J8-P6	161
S6J8-PF6	161
S6PF4-P4	161
S6PF4-PF4	161
S6PF6-P6	161
S6PF6-PF6	161
S71-15	372
S71-15P	372
S8-1	163
S8J10-JF10	161
S8J10-P8	161
S8J10-PF8	161
S8J12-JF12	161
S8J12-P12	161
S8J12-PF12	161
S8PF12-P12	161
S8PF12-PF12	161
S8PF8-P8	161
S8PF8-PF8	161
S9X10	312
S9X4	312
S9X5	312
S9X6	312
S9X8	312
SAW-TABLE	480

Part #	Page #
SB308	334
SB312	334
SB320	334
SB330	334
SB340	334
SB351	334
SB360	334
SC308	334
SC312	334
SC320	334
SC330	334
SC340	334
SC351	334
SC360	334
SC-37	208
SC-41	208
SC-48	208
SC-A-1	261
SC-A-1- 1/2	261
SC-A-1/2	261
SC-A-1/4	261
SC-A-1-1/4	261
SC-A-2	261
SC-A-3/4	261
SC-A-3/8	261
SC-B-1	261
SC-B-1/2	261
SC-B-1/4	261
SC-B-1-1/2	261
SC-B-1-1/4	261
SC-B-2	261
SC-B-3/4	261
SC-B-3/8	261
SC-FARM-KIT-B	261
SC-KIT-A	261
SC-KIT-B	261
SD-10C14	473
SD-12C14	473
SD-16C14	473
SD-4C14	473
SD-5C 14	473
SD-6C14	473
SD-8C14	473
SH1-62/PH	364
SH1-63/PH	364
SH2-62/PH	364
SH2-63/PH	364
SH3-62/PH	364
SH3-63/PH	364
SH-450-250-1	278
SH-450-250-1/2	278
SH-450-250-1-1/2	278
SH-450-250-1-1/4	278
SH-450-250-3/4	278
SH4-62/PH	364
SH4-63/PH	364
SH6-62/PH	364
SH6-63/PH	364
SH8-62/PH	364
SH8-63/PH	364
SHS-20/D	285
SHS-25/D	285
SHS-30/D	285
SHS-40/D	285
SHS-60/D	285
SJ308	334
SJ312	334
SJ320	334
SJ330	334
SJ340	334
SJ351	334
SJ360	334
SL-37X24	209
SL-37X36	209
SL-37X48	209
SL-41X24	209
SL-41X36	209
SL-41X48	209
SL-48X24	209
SL-48X36	209
SL-48X48	209
SPINNER-KNOB-DISPLAY	270
SST-1/PH	358, 366
SST-10/PH	358, 366
SST-12/PH	358, 366
SST-1M/PH	358, 366
SST-2/PH	358, 366
SST-2M/PH	358, 366
SST-3/PH	358, 366
SST-3M/PH	358, 366
SST-4/PH	358, 366
SST-4M/PH	358, 366
SST-6/PH	358, 366
SST-6M/PH	358, 366
SST-8/PH	358, 366
SST-N1M/PH	359, 367
SST-N2/PH	359, 367
SST-N2M/PH	359, 367
SST-N3/PH	359, 367
SST-N3M/PH	359, 367
SST-N4/PH	359, 367
SST-N4M/PH	359, 367
SST-N6/PH	359, 367
SST-N6M/PH	359, 367
SST-N8/PH	359, 367
SST-N8M/PH	359, 367
ST-1500	283
ST-31-BP	283
ST-357	283
ST-357-35	283
ST-357-40	283
ST-357-55	283
ST-457	283
ST-457-40	283
ST-457-50	283
STC-1/D	286
STC-10/D	286
STC-15/D	286
STC-20/D	286
STC-25/D	286
STC-30/D	286
STC-35/D	286
STC-40/D	286
STC-5/D	286
STC-60/D	286
STD-DOM-PTO-LABEL	483
STK38	441
STKPOD24	441
ST-N1/PH	359, 367
ST-N1M/PH	359, 367
ST-N2/PH	359, 367
ST-N2M/PH	359, 367
ST-N3/PH	359, 367
ST-N3M/PH	359, 367
ST-N4/PH	359, 367
ST-N4M/PH	359, 367
ST-N6/PH	359, 367
ST-N6M/PH	359, 367
ST-N8/PH	359, 367
ST-N8M/PH	359, 367
T	
T-1022	478
T120L	465
T120R	465-466
T120S	333, 465
T150L	465
T150M	465
T150R	465
T150XL	465
T18L	465
T18R	465-466
T-191	478
T-220	478
T-282	479
T300	289, 459
T30R	465-466
T-345K	477
T-3710	477
T-3712	477
T-372	477
T-373	477
T-374	477
T-375	477
T-376	477
T-378	477
T-401	474
T40R	333, 465
T-420	474
T-440	474
T444	432
T-464	474
T-466	474
T-480-HP	474
T50I	333, 465
T50L	465-466
T50R	465-466
TBC150/D	290, 463
TBC200/D	290, 463
TBC250/D	290, 463
TBC300/D	290, 463
TBC400/D	290, 463
TBC600/D	290, 463
TEFLON-DIE-HOLDER	472
TEFLON-FIXTURE	472
TK130N	440
TK175	440
TK360	440
TK360N	440
TK430X	440
TK69X2	440
TKHS320X	440
TL612	432
TL615	432
TP400-S	440
TRUCKERS-SURIVAL-KIT	346
TS15	270
TS21	270
TS31	270
TS9	270
TUF-3/4	338
V	
V1/2R	255
V11/16R	255
V13/16R	255
V3/4R	255
V5/8R	255
V7/8R	255
V9/16R	255
VALVE-DISPLAY	454
W	
W05465	318
W05498	318
W05499	318
W05730	318
W1/2R	256
W11/16R	256
W1-1/16R	256
W1-1/4R	256
W1-1/8R	256
W1-1/8X6SP	256
W13/16R	256
W1-3/16R	256
W1-3/8X21SP	256
W1-3/8X6SP	256
W13630	322-323
W14630	323
W15/16R	256
W15310	450
W1R	256
W21204	318
W23464	318
W3/4R	256
W5/8R	256
W7/8R	256
W75150	322-323
W78851	323
W-8022	483
W9/16R	256
WHIP-HOSE-12	280, 363
WHIP-HOSE-24	280, 363
WHIP-HOSE-30	280, 363
WHIP-HOSE-PLUS-12	280, 363
WHIP-HOSE-PLUS-24	280, 363
WHIP-HOSE-PLUS-30	280, 363
WNA110	440
WNA370	440
WNHB-W	439
WNHG-W	439
WNHO-W	439
WNHR-W	439
WNHY-W	439
WTL216	432
WTL220	432
WTL416	432
WTL420	432
Z	
ZA100	325
ZA365	325
ZAM100	325
ZM4510-W	327
ZM456-W	327
ZM458-W	327
ZM510-W	327
ZM56-W	327
ZM58-W	327
ZM9010-W	327
ZM906-W	327
ZM908-W	327

KEYWORD INDEX

Keyword	Page #
2 Bolt Clamps	
Boss Interlock	462
w/Saddles	288
4 Bolt Clamps	
Boss Interlocking	462
2 Ear Clamps	
Assortment	464
1 Series, PTO	
Metric	
Guard	214
Implement Yoke	214
Pins	214
Tractor Yoke	213-214
Tubing	213-214
U-Joint	213
2 Series, PTO	
Metric	
Guard	216
Implement Yoke	216
Pins	216
Tractor Yoke	215-216
Tubing	215-216
U-Joint	215
3 Series, PTO	
Metric	
Guard	218
Implement Yoke	218
Pins	218
Tractor Yoke	218
Tubing	217-218
U-Joint	217
4 Series, PTO	
Metric	
Guard	220
Implement Yoke	220
Pins	220
Tractor Yoke	219-220
Tubing	219-220
U-Joint	219
5 Series, PTO	
Metric	
Guard	222
Implement Yoke	222
Pins	222
Tractor Yoke	221-222
Tubing	221-222
U-Joint	221
6 Series, PTO	
Domestic	
Guard	183
Implement Yoke	182-183
Shafting	183
Sleeve	182
Tractor Yoke	181-182
Tubing	182-183
U-Joint	181
Metric	
Guard	224
Implement Yoke	224
Pins	224
Tractor Yoke	223-226
U-Joint	223
7 Series, PTO	
Metric	
Pins	226
Tractor Yoke	225-226
Tubing	226
U-Joint	225
8 Series, PTO	
Metric	
Implement Yoke	228
Pins	228
Tractor Yoke	227-228
Tubing	227-228
U-Joint	227
12 Series, PTO	
Domestic	
Guard	186
Implement Yoke	185
Shafting	185-186
Sleeve	185
Tractor Yoke	184-185
Tubing	185-186
U-Joint	184
14 Series, PTO	
Domestic	
Guard	190
Implement Yoke	189
Shafting	188,190
Sleeve	188
Tractor Yoke	187-188
Tubing	188,190
U-Joint	188
35 Series, PTO	
Domestic	
Guard	193
Implement Yoke	192-193
Shafting	192-193
Sleeve	192
Tractor Yoke	191-192
Tubing	192-193
U-Joint	191
44 Series, PTO	
Domestic	
Guard	196
Implement Yoke	195
Shafting	195-196
Sleeve	195
Tractor Yoke	194-195
Tubing	195-196
U-Joint	194
55 Series, PTO	
Domestic	
Guard	199
Implement Yoke	198
Shafting	198-199
Sleeve	198
Tractor Yoke	197-198
Tubing	198-199
U-Joint	197
100R1	
Reusable Hose Fittings	
JIC Female	82
JIC Female 90˚	82
JIC Male	82
Pipe, Male	82
100R2	
Reusable Hose Fittings	
JIC Elbow 90˚	81
JIC Elbow 90˚ Long	81
JIC Female	80
JIC Female 45˚	80
JIC Male	80
Pipe Swivel	79
Pipe, Male	79-81
100R5 (C5C)	
Reusable Hose Fittings	
Compression SAE J514	85
Flare, JIC Female	84
Flare, JIC Female, 45˚	85
Flare, JIC Female, 90˚	85
Flare, JIC Female, 90˚ L	85
Flare, JIC Male	83
Flare, SAE 45˚ Female	84
Flare, SAE Male	83
Inverted Flare	83
Inverted Flare 45˚	84
Inverted Flare 90˚	84
Pipe, Male	83
100R5-E Type (C5E) Engine Hose	
Reusable Hose Fittings	
Dual Seat Female	87
Flare, JIC 37 Female	87
Flare, JIC Female 90˚	87
Flare, SAE 45˚ Female	87
Flare, SAE 45˚ Female 90˚	87
Inverted Flare Male	86
Inverted Flare Male, 45˚	86
Inverted Flare Male, 90˚	86
Pipe, Male	86
220/720 Series, PTO	
Metric	
Guard	238
Implement Yoke	238
Pins	238
Tractor Yoke	237-238
Tubing	237-238
U-Joint	237
2100/100 Series, PTO	
Metric	
Guard	230
Implement Yoke	230
Pins	230
Tractor Yoke	229-230
Tubing	229-230
U-Joint	229
2200/200 Series, PTO	
Metric	
Guard	232
Implement Yoke	232
Pins	232
Tractor Yoke	231-232
Tubing	231-232
U-Joint	231
2300/210 Series, PTO	
Metric	
Guard	236
Implement Yoke	236
Pins	236
Tractor Yoke	235-236
Tubing	235-236
U-Joint	235
2400 Series, PTO	
Metric	
Guard	240
Implement Yoke	240
Pins	240
Tractor Yoke	239-240
Tubing	239-240
U-Joint	239
2480 Series, PTO	
Metric	
Housing	241
Tractor Yoke	241
U-Joint	241
2500 Series, PTO	
Metric	
Guard	243
Implement Yoke	243
Pins	243
Tractor Yoke	242-243
Tubing	242-243
U-Joint	242
2580 Series, PTO	
Metric	
Housing	244
Tractor Yoke	244-245
U-Joint	244
2600 Series, PTO	
Metric	
Clip	246
Guard	246
Implement Yoke	246
Pins	246
Tractor Yoke	245-246
Tubing	246
U-Joint	245
Accessories	
Quick Disconnects	
Break-away Clamps	373
Rubber Caps & Plugs	373
Adapter	
Pins, Implement	
Type II to Type III	270
Adapter Bushings	
Type II to Type III	
Implement Pins	270
Adapter, PTO	
Spline Shaft Adapters	261
Adapterless Swivels	
Megacrimp ™, Gates	
Boss O-Ring 45˚	77
Boss O-Ring 90˚	77
Boss O-Ring ST.	77
Adapters	
Air Conditioning	
R12 Service Port	398
R134A Service for Retrofit	398
R134A Service Port for Retrofit	398
Garden	
FEM NPT to GHT	338
Female Hose Stem	338
Female NPT to FGHT	338
Female SAE to GHT	338
GHT Union Female	338
GHT Union Male	338
Male Hose Stem	338
Male NPT TO FGHT	338
Male SAE to GHT	338
NPT to GHT	338
Label Sets	483
Adapters, Bump Tube	
Metric Power Steering	
Metric Bump Tube to JIC or Fem Inverted Flare	153
O-Ring Boss	
Bump Tube to Female Pipe	149
Adapters, Hydraulic	
Continuous Swivel	
90˚ Dual Plane	163
9S Series Elbow 90˚	161-163
Seal Kits	163
Straight In-Line	161
Flange O-Rings	
90 Duro Code 61 & 62	148
Flange, Code 61	
Flange	147
Flange Half Sets	148
Flange Male Conn. 45˚	147
Flange Male Connector	147
Flange to F Pipe Code 61	147
Flange, Code 62	
Flange Half Sets	148

KEYWORD INDEX

Adapters, Hydraulic (continued)
- Flareless
  - Compression
    - SAE J514 154-155
  - Diesel Nut Comp. Sleeve 154
- Diesel Nut Compression 154
- Flat Face SAE J1453
  - 45˚ Elbow 157
  - 90˚ Elbow 155-157
  - Branch T 156-157
  - Braze on Tailpiece 159
  - Braze Rings 159
  - Bulkhead 157-158
  - Cross 156
  - Female Conn 90˚ 157
  - Female Connector 157
  - Female FF Cap 158
  - FF Bulkhead Locknut 158
  - JIC 158-159
  - JIC 45˚ Elbow 159
  - JIC 90˚ Elbow 159
  - Long Straight 156
  - O-Ring Boss 158
  - Plug 155
  - Run T 156-157
  - Straight 156
  - Straight Male Connector 155
  - Tee 156
  - Tube Union 155
- JIC
  - JIC Male to Male Boss 45˚ 150
  - JIC Male to Male Boss 90˚ 150
  - JIC O-Ring Branch Tee 151
  - JIC O-Ring Run Tee 150
  - JIC Flare 37˚ SAE J 514
  - 45˚ Elbow 142
  - Branch T, Female 144
  - Branch T, Male 144-145
  - Branch Tee 147
  - Bulkhead Tee 146
  - Bulkhead Union 145
  - Bulkhead Union 45˚ 146
  - Bulkhead Union 90˚ 146
  - Cap 141
  - Cross, Flare 145
  - Elbow 45˚ 146
  - Elbow 90˚ 146
  - Female Connector 143-144
  - Female Coupler 144
  - Female Coupler 90˚ 144
  - Female Elbow 90˚ 144
  - JIC 90˚ Elbow 143
  - Nut, Bulkhead 141
  - Nut, Flare 141
  - O-Ring Boss 90˚ 143
  - O-Ring Boss ST. 142
  - Plug 141
  - Reducer, Tube 147
  - Run Tee 146
  - Sleeve, Flare 141
  - Straight Male Connector 141
  - Straight Male Connector Extra Long 143
  - Straight Male Connector 143
  - Tee 145
  - Union 145
  - Union Elbow 90˚ 145
- Metric
  - (British) 166
  - Conversion 165
  - DIN (German) 165-166
  - Japanese Ind. Std. 167
  - Komatsu 167
- Metric Conversion, (British)
  - Conversion, JIC 164
  - Conversion, JIC 90˚ 164
  - Conversion, NPTF 164
- O-Ring Boss
  - Boss Male to Male Pipe St. 151
  - Boss Male to Pipe Female 151
  - Boss Plug 149
  - Boss to Pipe 90˚ 149
  - Boss to Swivel Pipe 45˚ 149
  - Boss to Swivel Pipe 90˚ 150
  - Boss to Swivel Pipe Str. 149
  - Bump Tube to Female Pipe 149
  - Female Connector 151
  - Female Elbow 90˚ 151
  - JIC - Boss Branch Tee 151
  - JIC - Boss Run Tee 150
  - JIC Male to Male Boss 45˚ 150
  - JIC Male to Male Boss 90˚ 150
  - Pipe, Male 152
- Pipe
  - Bushing 136
  - Cap 138
  - Cross 138
  - Elbow, 90˚ 136-137
  - Elbow, 45˚ 137
  - Nipple, Hex 136
  - Plug 136
  - Reducer, Pipe 137
  - Run Tee 137
  - Tee 138
  - Tee, Branch 138
  - Tee, Run 137
  - Union 136
- Pipe Swivel
  - Elbow, 45˚ 139
  - Elbow, 90˚ 139
  - Female Coupler 139
  - Female Coupler 45˚ 140
  - Female Coupler 90˚ 140
  - Straight 139
  - Straight w/Orifice 139
  - Tee 140
  - Tee, Branch 140
- Power Steering
  - Bump Tube - Metric 153
  - Elbow, 90˚ 153
  - Male Connector Straight 153

AG Spray Gauge
- Dry, Steel Case
  - Lower Mount 2.5" 445

AG Maintenance Kit
- Signs, Counter 484

AG Parts
- Assortment
  - Bushing Display 272
  - Sprocket, Hub, Pulley 258
- Bushing
  - Machinery Repair 271
  - Narrow Rim 271
  - Quick Repair - Hinged 272
  - Wide Rim 271
- Chain
  - Grab Hooks 269
  - Load Binders, Lever Type 269
  - Mid Links 269
  - Slip Hooks 269
- Clutch
  - Friction Pads 261
- Cylinder Accessories
  - Stroke Control 261
- Miscellaneous
  - Steering Wheel Knobs 270
  - Tarp Straps 270
- Pins, Implement
  - Adapter, TII to TIII 270
- Pulleys, V-Belt
  - Idler 257
- Roller Chain
  - Breakers & Tips 260
  - Links, Connector 260
  - Links, Offset 260
  - Riveted 260
- Sprockets
  - 40 Chain 252
  - 40 Chain w/ Bearings 255
  - 50 Chain 253
  - 50 Chain w/ Bearings 255
  - 60 Chain 254
  - 60 Chain w/ Bearings 255
  - 80 Chain 254
- Three Point Hitch
  - Arms, Stabilizer 266
  - Ball Sockets 266
  - Bushings 265
  - Bushings, Display 265
  - Clevis, Farm Utility 268
  - Clevis, Screw Pin 268
  - Clevis, Straight 268
  - Clevis, Twist 268
  - Clevis, Universal 268
  - Cylinder Pin Kit 267
  - Display Assortment 265
  - Draw Bars 267
  - Lift Arm, Balls 266
  - Lift Arms 264
  - Linkage Pins 265
  - Pins, Hair 263
  - Pins, Hair Display 263
  - Pins, Handle-Lok 262
  - Pins, Linch 263
  - Pins, Linch Display 263
  - Pins, Lock 263
  - Pins, Lock Display 263
  - Pins, Red Head 262
  - Pins, Red Head Display 262
  - Pins, Wire Handle 262
  - Pins, Wire Handle Display 262
  - Ratchet Jack 267
  - Replacement End, Forged 264
  - Stabilizer Pins 266
  - Top Link 264
  - Top Link Pins 264
  - Top Link, Repl. End. 264
- Trailer
  - Hitch Balls 270

Air Hose
- Bulk Gen. Purpose 281
  - Premium PVC 281
  - Water 119

Air - Water, ST Series, Straight Thru
- Quick Disconnects 358
  - Female NPT Plugs 359
  - Female NPT Sockets 358
  - Male NPT Plugs 359
  - Male NPT Sockets 358
  - Pressure Chart 359

Air Conditioning
- Adapters
  - R12 Service Port 398
  - R134A Service for Retrofit 398
  - R134A Service Port for Retrofit 398
- Crimp Fittings
  - Assortment, Master 399
  - Assortment, Starter 401
  - Beadlok, Std. Hose 382-397
- Hose 379
- Labels 483
- O-Rings, R12 & R134A 397

Air Pump
- Crimper, Gates
  - Equipment 470

Air, Assemblies
- Hose
  - Jack Hammer 280
  - Shop Air 280
  - Whip Hose 280

Airbrake
- E Series, Weatherhead ™
  - Crimp Fittings 113
  - Hose 322

Airbrake Chamber
- Hose Assemblies 324

Airbrake, Brass
- Fittings
  - Assortment 321
  - Copper Tubing 317-318
  - Nylon Tubing 319-320

Airbrake, Bulkhead
- Fittings
  - Copper Tubing 318

Airbrake, Gladhand
- Fittings
  - DOT Airbrake Hose 322-323

Airbrake, J1402
- Reusable Hose Fittings
  - DOT Airbrake Hose 322-323

Airbrake, Nylon
- Tubing
  - NT100, D.O.T. 412

Arms, Stabilizer
- Three Point Hitch 266

Assemblies, Hose
- Pressure Washer 279
  - Recoil Pneumatic Air Hose 363
  - Water Discharge 280

Assemblies, Suction Hose
- Cam & Groove C&C 276
  - Cam & Groove C&E 276
  - Combo Nipple Male/Male 276
  - Pin Lug Male/Female 276

Assemblies, Teflon Hose
- Equipment
  - C14 Hose Expanders 472
  - C14 Hose Insertion Die 472
  - C14 Hose Insertion Dies 472
  - C14 Swage Dies 473
  - C14 Swage Pushers 473
  - Cutting Shear 472

Assortments
- AG
  - Display Assortment 258, 272
- Airbrake, Brass
  - Fittings 321
- Battery Terminals
  - 2/0 Gauge Kit 426
  - Crimp Battery Connector Kits 424
  - Bake Lines Domestic 333
- Cable Ties
  - Counter Top Display 466
- Clamps
  - Double Ear 288
  - Domestic PTO 201-202
  - Fuse, Glass Style Electrical 442
  - Fuse, Max Blade Electrical 442
  - Fuse, Micro Blade Electrical 441
- Fuse, Standard Blade
  - Electrical 441
- Gauges, Pressure
  - Liquid & Dry 446
  - Grease Fittings 325
- Hose
  - Nitrile, Suction, Marine 282
  - Industrial Valves 454
  - LP Gas & Accessories 292
  - Metric PTO 24
- O-Rings
  - Caterpillar ™, D-Rings 171

Keyword	Page #
Assortments (continued)	
Flange, Boss, Flat Face	169
Flat Face	171
Metric Buna N	170
Splicing Kit	171
Standard Buna-N	170
Pressure Washer Display	283
Quick Disconnects	
Display Assortment	373
Shrink Tubing Electrical	440
Terminal, Wire Electrical	440
Road Ranger Transmission	322
Automotive, Special Purpose	
Fittings	
(Ford) Special Nut	340
Carburetor to Fuel Line	340
Inverted Flare to SAE 45˚	340
Restriction Pipe Adapter	340
Union Brake (Metric)	340
Water Line Connector	340
Ball Seat to Pipe Male Adapter	
Brass	337
Ball Sockets	
Three Point Hitch	
Top Link & Lift Arm	266
Ball Valves	
Industrial	453
Band	
Clamps	
Buckles	461
Bulk, Boxed Banding	461
Center Punch	459
Center Punch Tool	459
Ear	461
Pre-Formed	460
Tool for Banding	461
Barb	
Hose Stems, Brass	
Ball Seat to NPT Adapter	337
Female Pipe	336
Hose Splicer	337
JIC Flare Swivel	337
Male SAE 45˚	337
Pipe Male NPTF	336
Pipe 90˚	336
Pipe Ball Seat	336
Pipe Swivel	336
SAE Swivel	336
Welding Hose Adapter (Left Hand Thread, Acetylene)	337
Welding Hose Adapter (Right Hand Thread, Oxygen)	337
Welding, Acetylene	337
Welding, Oxygen	337
Basic Gun	
Blow Guns & Accessories	
Pneumatic	362
Battery	
Booster	
Terminals, Lead	432
Battery Cable	
Crimper	
Brute, Hammer	431
Benchtop	431
Hand Held Crimper	431
Cutter	
Hand Tool	431
Battery Terminals	
Assortment, Compression	
2/0 Gauge Kit	426
Assortment, Crimp	
Battery Connector Kits	424
Compression, Quick	
Flag Connector	426
Heavy Wall Copper Lugs	426
Straight Clamp	426
Stud/Side Terminal Locking	426
Copper, Die Cast	422
Flag Connector	422
Heavy Wall Copper Lugs	424
Left Elbow	422
Right Elbow	422
Straight Clamp	422
Stud Flag	424
Stud/Side Terminal Locking	424
Copper, Heavy Wall Crimp	
Butt Splice	424
Copper, Tin Plated	425
45˚ & 90˚ Lugs	425
Locking (Dual Wire)	425
Locking (End Terminal)	425
Lugs	424
MagnaLug™ Elbows	425
Splices	425
Starter/Ground Lugs	425
Nylon Slit Loom	430
Protector, Terminal	
Paste	430
Washers	430
Protectors, Molded	
Flag Clamp	429
Lug Terminal Protectors	429
Right & Left Elbows	429
Straight Clamp	429
Battery, Cable	
Battery, PVC Insulated	427
Battery, PVC Insulated	
Cable	427
Beadlok, Standard Hose	
Air Conditioning	
Crimp Fittings	382-397
Benders, Hand	
Tubing Bender	477
Bin Cabinets, 12"	
Cabinet	481
Black Iron Pipe	
Labels	483
Black Iron Pipe, Schedule 40	
45˚ Fem. Elbow	404
45˚ Street Elbow	405
90˚ Elbow	404
90˚ Street Elbow	404
Caps	406
Hex Bushings	407
Merchant Couplings	407
Nipples	408
Plugs Square Head	406
Reducing Couplings	405
Tees	405
Unions	406
Blow Guns & Accessories	
Basic Gun	362
Booster Tip	362
Booster Tip Gun	362
Non-Restricted Guns	362
Perma Tip Gun	362
Rubber Tip Gun	362
Safety Blow Guns	362
Straight Extension	362
Super Booster Gun	362
Tapered Tip Gun	362
Bolts & Nuts	
Battery Terminal	428
Booster, Battery	
Terminals, Lead	432
Jumper	
Jumper Cable Handles	432
Jumper Cable Sets	432
Booster Tip Blow Guns	
Blow Guns & Accessories	
Pneumatic	362
Boss	
2 Bolt Clamps	462
4 Bolt Clamps	462
Megacrimp ™, Gates	
Crimp Fittings	57-58
O-Rings	168
Boss Steam	
Steam Couplings & Stems	287
Brake Lines	
Assortments	
Domestic	333-334
Metric / British	334
Brake Hose, Hyd., D.O.T. - See BrakeQuip Catalog	
Brass	
Labels	483
Brass, Compression, Polyline®	
Fittings	
Female Connector	328
Male Branch Tee	328
Male Connector	328
Male Elbow	328
Male Run Tee	328
Nut (Brass)	328
Plastic Sleeve	328
Union	328
Union Tee	328
Brass, Hydraulic Brake	
Fittings	
Adapter, Bubble	334
Adapter, Master Cylinder	335
Adapter, Metric	334
Assortment, Brake Line	333
Brake Lines, Domestic	334
Brake Lines, Import	334
Tee, Brake Trailer	334
Tee, Brake Trailer, Metric	335
Tubing, Bulk	334
Unions, Domestic	334
Unions, Imported	334
Brass, Inverted Flare	
Fittings	
Adapter Tee	332
Female Branch Tee	332
Female Connector	331
Female Elbow 90˚	332
Male Connector	331
Male Elbow 45˚	332
Male Elbow 90˚	332
Nuts, Flare	331
Plugs	331
Union	332
Union Elbow 90˚	332
Union Tee	332
Brass, Mini Barb®	
Fittings	
Adapter Tee	330
Bulkhead Union	330
Compression Connector	330
Female Branch Tee	330
Female Elbow 90˚	329
Male Branch Tee	329
Male Connection	329
Male Elbow 90˚	329
Male Run Tee	329
Plug	329
Union	329
Union Elbow 90˚	329
Union Tee	329
Brass, Pipe	
Fittings	
Adapter	310
Allen Head Plug (Hex Socket)	310
Bushing	310
Cap	310
Close Nipple	311
Coupling	310
Cross	310
Elbow	311
Hex Head Plug	310
Hex Nipple	311
Long Nipple	311
Male Branch Tee	311
Reducer Coupling	311
Slotted Plug	310
Square Head Plug	310
Street Elbow 45˚	311
Street Elbow 90˚	311
Street Tee (Male Run Tee)	311
Tee	311
Union	310
Brass, SAE	
Fittings	
Adapter Tee	314
Female Connector	313
Female Elbow 90˚	313
Flare Cap	312
Flare Plug	312
Long Nut	312
Male Branch Tee	312
Male Connector	313
Male Elbow 45˚	314
Male Elbow 90˚	313
Male Run Tee	313
Nut	312
Union	312
Union Elbow 90˚	314
Union Tee	312
Brass, Standard Compression	
Fittings	
Adapter Tee	316
Bulkhead Nut	316
Bulkhead Union	316
Female Connector	315
Female Elbow 90˚	316
Long Nut	315
Male Ball Check Connector	315
Male Branch Tee	316
Male Connector	315
Male Elbow 90˚	315
Male Run Tee	316
Nut	314
Reducing Union	315
Sleeve	314
Solid Cap	315
Tube Insert, Support	316
Union	315
Brass, Standard Compression	
Union Elbow 90˚	315
Union Tee	315
Brass, Threaded Sleeve	
Fittings	
Adapter Tee	339
Male Connector	339
Male Elbow	339

KEYWORD INDEX

Keyword	Page #
Brass, Threaded Sleeve (continued)	
Nut	339
Union	339
Break-Away Clamps	
Quick Disconnect Accessories	373
Breakers & Tips	
Roller Chain	260
British	
Megacrimp™, Gates	
Crimp Fittings	72-75
Metric	
Adapters, Hydraulic	166
Metric Conversion	
Adapters, Hydraulic	164
O-Rings	168
Thermoplastic, Synflex	
Crimp Fittings (Swage)	126
U Series, Weatherhead™	
Crimp Fittings	106
Buckle	
Band Clamps	461
Bullet	
Wire Terminal Connectors	
Electrical	438
Bump Tube	
O-Ring Boss Adapter	
Bump Tube to Female Pipe	149
Bungee Cords	
Miscellaneous	
Tarp Straps	270
Bushing	
Machinery Repair	271
Narrow Rim	271
Quick Repair - Hinged	272
Three Point Hitch	265
Wide Rim	271
Bushings, Display	
Three Point Hitch	265
Butt	
Wire Terminal Connectors	
Electrical	436
Butt Splice	
Copper, Heavy Wall	
Battery Terminals	424
C14 Hose Expanders	
Teflon Hose	
Equipment	472
C14 Hose Insertion Die Holder	
Teflon Hose	
Equipment	472
C14 Hose Insertion Dies	
Teflon Hose	
Equipment	472
C14 Swage Dies	
Teflon Hose	
Equipment	473
C14 Swage Pushers	
Teflon Hose	
Equipment	473
Cabinet	
12" Bin Boxes	481
Drawer Cabinets	481
Large Scoop	482
Slide Rack, Multi-drawer	482
Cable Ties	
Assortment	
Counter Top Display	466
Specifications & Dimensions	465
Cable, Throttle Stop	
Brass Throttle Stop	324
Cables	
Push-Pull, Control	
T-Locking	324
Calipers, Dial	
S.S. Dial Caliper	468
Cam & Groove, Aluminum	
Fittings	285
Cam & Groove, Gaskets	
Gaskets	285
Carbon Steel, SAE J525	
Steel DOM Tubing	411
Carburetor to Fuel Line Adapter	
Automotive, Special Purpose	
Fittings	340
Carpet Cleaning	
Hose, Bulk	280
Cat Hose	
Hydraulic SAE100R12	10
Cat Flanges, Gates G.S.	**31-33**
Center Punch	
Preformed Clamps	459
Carbon Steel	289
Stainless Steel	289
Tool, Hand	289
Chain	
Accessories	
Grab Hooks	269
Load Binders, D.O.T.	269
Mid Links	269
Slip Hooks	269
Check Valves	
Industrial	453
Clamps	
2 Bolt w/ Saddles	288
2 Ear Assortment	464
4 Bolt Boss Interlocking	462
Assortment, Double Ear	288
Band	
Buckle	461
Bulk Banding	461
Center Punch	459
Boss Interlocking	462
Ear	461
Pre-Formed Automatic	460
Tool	461
Center Punch	
Carbon Steel	289
Stainless Steel	289
Tool, Hand	289
Crimp Type	
Two Ear, Oetiker	288,461
Hose, w/ Smooth I.D.	
E.F.I.	113
Hose Support, Vinyl Dipped	
w/ Mounting Hole	463
Hose, Vinyl Support	
Hose Routing Clamp	291
King®	
Double Bolt	463
Single Bolt	462
Preformed - Band-It Jr.	
Carbon Steel	290
Hand Tool	290
Stainless Steel	290
T-Bolt Heavy Duty	
Stainless Steel	463
Worm Gear	
50 Series - 1/2" Wide	456
50 Series - 9/16" Wide	456
68 Series - 9/16" Wide	457
Assortment	464
Display Assortment	291
High Torque	291
Worm Gear, Micro	
62 Series - 5/16" Wide	457
Worm Gear, SnapLock®	
56 Series - 9/16" Wide	458
Worm Gear, w/ Liner	
53 Series - 1/2" Wide	458
Clevis, Farm Utility	
Three Point Hitch	268
Clevis, Screw Pin	
Three Point Hitch	268
Clevis, Straight	
Three Point Hitch	268
Clevis, Twist	
Three Point Hitch	268
Clevis, Universal	
Three Point Hitch	268
Clip	
Metric PTO	
2600 Series, Easy Lock	246
Closed End	
Wire Terminal Connectors	439
Clutch	
Friction Pads	261
Code 61 Flange	
Megacrimp ™, Gates	
Crimp Fittings	66-67
Gates G.S.	28-33
U Series, Weatherhead™	
Crimp Fittings	104
100R4, (C4) Crimp	78
Combo Nipples	
Plated Steel	286
Compartment Boxes	
Cabinet	
Large Scoop	482
Slide Rack, Multi-Drawer	482
Compression, Quick	
Battery Terminals	
Flag Connector	426
Heavy Wall Copper Lugs	426
Straight Clamp	426
Stud/Side Terminal Locking	426
Constant Velocity PTO	
Cross & Bearing Kits	206
Drivelines	205-207
Housing	206
Quick-Disconnect	206
Shafting	206-207
Slide Lock	206
Spring Lock	206
Tubing	206-207
Continuous Swivel	
Adapters, Hydraulic	
90˚ Dual Plane	163
9S Series Elbow 90˚	161-163
Seal Kits	163
Straight In-Line	161
Conversion	
Adapters, Metric Hydraulic	165
Copper	
Tubing, Refrigeration	411
Copper, Die Cast	
Battery Terminals	422
Flag Connector	422
Heavy Wall Copper Lugs	424
Left Elbow	422
Right Elbow	422
Straight Clamp	422
Stud Flag	424
Stud/Side Terminal Locking	424
Copper, Heavy Wall	
Battery Terminals	
Butt Splice	424
Copper, Tin Plated	
Battery Terminals	425
45˚ & 90˚ Lugs	425
Locking (Dual Wire)	425
Locking (End Terminal)	425
Lugs	424
MagnaLug® Elbows	425
Splices	425
Starter/Ground Lugs	425
Corrosion Protection	
Battery Terminal Paste	430
Counter Signs	
Display	
AG Maintenance Kits	484
Hydraulic Adapters	484
Pressure Washer	484
PTO Components	484
Snow Plow	484
Crimp Dies, Gates	
Battery Cable	433
Crimp Dies, Weatherhead	
Battery Cable	433
Crimp Ferrules, Brass	
Hose Ferrules	339
Crimp Fittings	
Air Conditioning	
Assortment, Master	399
Assortment, Starter	401
Beadlok, Std. Hose	382-397
E Series, Weatherhead ™	
Airbrake	113
Flareless	112
Inverted	112
JIC	110-112
Pipe	110
Teflon	113
Global Spiral ™, Gates	
British Pipe Fem Swivel	36
British Pipe Fem Swivel 45˚	36
British Pipe Fem Swivel 90˚	36
British Pipe Male	36
Cat Flange 22-1/2˚	32
Cat Flange 30˚	32
Cat Flange 45˚	32
Cat Flange 60˚	32
Cat Flange 67.5˚	32
Cat Flange 90˚	33
Cat Flange Straight	31
Code 61 Flange 22-1/2˚	28

Keyword	Page #
Crimp Fittings (continued)	
Code 61 Flange 30˚	28
Code 61 Flange 45˚	28
Code 61 Flange 60˚	28
Code 61 Flange 67˚	29
Code 61 Flange 90˚	29
Code 61 Flange 110˚	29
Code 61 Flange Straight	27
Code 62	30
Code 62 Flange 22-1/2˚	30
Code 62 Flange 30˚	30
Code 62 Flange 45˚	30
Code 62 Flange 60˚	31
Code 62 Flange 67˚	31
Code 62 Flange 110˚	31
DIN Metric	37-38
Extender, Hose	33
Extender, Hose 90˚	33
Ferrule	24
Flat Face	34-35
Japanese	35
JIC	25
JIC 30˚ Elbow	26
JIC 90˚ Elbow	26
JIC Straight	26-27
Kobelco	36
Komatsu	35
MegaSeal® Straight	27
MegaSeal® 45˚	27
MegaSeal® 90˚	27
O-Ring Boss	25
Pipe	25
Stecko	33
Hydraulic, Teflon	
Weatherhead	294-299
Megacrimp, Gates	
Code 61 Flange 221/2˚	66
Code 61 Flange 30˚	66
Code 61 Flange 45˚	66
Code 61 Flange 60˚	67
Code 61 Flange 90˚	67
Fem. 45˚ Flare Swivel	62
Fem. Air Brake Swivel	68
Fem. Komatsu Swivel	76
Fem. Komatsu Swivel 45˚ Tube	76
Fem. Komatsu Swivel 90˚ Tube	76
Fem. SAE 45˚ Flare Swivel 45˚ Tube	62
Fem. Swivel NPSM 30˚ Seat	56
Female British Flat-Face	75
Female British Parallel Pipe	74
Female British Parallel Swivel	75
Female British Pipe 45˚ Bent	75
Female British Pipe 90˚ Bent	75
Female DIN 'L' With O-Ring	70
Female DIN 'L' With O-Ring	70
Female DIN 'L' With O-Ring	71
Female DIN 'S' w/ O-Ring	71
Female DIN 'S' w/ O-Ring	72
Female DIN 'S' w/ O-Ring	72
Female Flareless Nut	69
Female Flareless Sleeve	69
Female Flat Face O-Ring	63
Female Flat Face O-Ring	64
Female Flat Face O-Ring	65
Female Grease	69
Female JIS Japanese Swivel	76
Female NPTF Pipe	56
Female SAE 45˚ Flare Swivel	62
FJIC 37˚ Flare 30˚ Bent Tube	59
FJIC 37˚ Flare 45˚ Tube	60
FJIC 37˚ Flare 90˚ Tube	61
FJIC 37˚ Flare Swivel	59
Imperial (US) Stand Pipe	68
Male British Parallel Pipe	72
Male British Pipe	74
Male DIN 24˚ Light	70
Male DIN 24˚ 'S' Series	71
Male Flareless Assembly	68
Male Flat-Face O-Ring	63
Male Inverted Swivel	67
Male Inverted Swivel 45˚ Tube	67
Male Inverted Swivel 90˚ Tube	68
Male JIC 37˚ Flare	58
Male NPTF	55
Male NPTF Swivel	55
Male O-Ring 45˚ Tube	77
Male O-Ring 90˚ Tube	77
Male O-Ring Boss	57
Male O-Ring Swivel	57, 77
Male O-Ring Swivel 45˚	57
Male O-Ring Swivel 90˚	58
Male Pipe Long Nose	55
Male Pipe Swivel 90˚	56
Male SAE 45˚ Flare	62
Metric Bite Nut	74
Metric Bite Sleeve	73
Metric 'L' Stand Pipe	73
Pressure Washer Swivel	69
PCM, Gates	
Code 61/Code 62	41-42
Code 62	41-44
DIN Metric	46
Extender, Hose	40
Extender, Hose 90˚	40
Flat Face	45
JIC	39-40
MegaSeal	40
Pipe	39
PCS, Gates	
Boss, JIC, Flange	48
British	54
Code 61	49-52
DIN	54
Flat Face	52-53
JIC	47-48
Komatsu	53
MegaSeal®	49
No Skive Ferrule	47
Pipe	47
Skive Ferrule	47
SAE 100R4 (C4)	
Ferrule & Stems	79
U Series, Weatherhead™	
Assortment	95
Banjo	105
British	106
Code 61	104
DIN Light	107
Flareless	105
Flat Face	102-103
Grease	105
Inverted	101
Japanese	105
JIC	97-100
Komatsu	104-106
O-Ring Boss	100-101
Pipe	96-97
Standpipe	105
Crimp Fittings (100R4)	
Low Pressure	
Flange, Code 61 90˚	79
Flange, Code 61 Straight	78
JIC Female	78
Pipe Swivel	78
Pipe, Male	78
Crimp Fittings (Swage)	
Thermoplastic, Synflex	
British	126
Inverted	123
JIC	123-124
Metric	127
Pipe	122
Crimp Fittings, Teflon	
Gates	301-303
Crimp Type Clamps	
Two Ear, Oetiker	461
Crimper	
Equipment	
AC Hose - Portable	380-381
Battery Cable	431
Crimper, Coll-O-Crimp®	
Equipment	
Model 1 - T401	474
Portable - T466	474
Portable - T480HP	474
Super I - T420	474
Super II - T440	474
Crimper, Gates	
Equipment	468
1 1/2 HP 115 Volt AC Pump	470
1/2 HP 115 Volt AC Pump	470
1/4 HP 115 Volt AC Pump	470
1/4 HP 12 Volt DC Pump	470
Air Pump	470
Hand Pump	470
Mobile Crimp 4-20	469
Mobile Crimp 4-20 Power	470
OmniCrimp 21	469
PC300B Power Source	470
PC707 Power Source	470
Power Crimp 3000B	469
Power Crimp 707	469
Cross & Bearing Kits, PTO	
Constant Velocity	206
Domestic	180
Metric	211
Crow's Foot	
Air King Universal	
Hose Stems & Adapters	288
Cutter, Tubing & Hose	
Hand Held	478
Cutting Shear	
For Teflon Hose	472
Cylinder Accessories	
Stroke Control	261
Cylinder Pin Kit	
Three Point Hitch	267
Dies	
Assembly, Teflon Hose	
C14 Swage Dies	473
DIN	
Megacrimp ™, Gates	
Crimp Fittings	70-72
Metric	
Adapters, Hydraulic	165-166
U Series, Weatherhead™	
Crimp Fittings	107
Discharge	
Hose	277-278
Display Assortment	
Pressure Washer	283
Quick Disconnects	
Pioneer K404 Display	373
See "Assortments"	
Three Point Hitch	265
DOM Tubing	
Carbon Steel, SAE J525	
Steel	411
Domestic, PTO	
6 Series	
Guard	183
Implement Yoke	182-183
Shafting	183
Sleeve	182
Tractor Yoke	181-182
Tubing	182-183
U-Joint	181
12 Series	
Guard	186
Implement Yoke	185-186
Shafting	185186
Sleeve	185
Tractor Yoke	184-185
Tubing	185-186
U-Joint	184
14 Series	
Guard	190
Implement Yoke	188-189
Shafting	188-190
Sleeve	188
Tractor Yoke	187-188
Tubing	188
U-Joint	188
35 Series	
Guard	193
Implement Yoke	192-193
Shafting	192-193
Sleeve	192
Tractor Yoke	191-192
Tubing	192-193
U-Joint	191
44 Series	
Guard	196
Implement Yoke	195-196
Shafting	195-196
Sleeve	195
Tractor Yoke	194-195
Tubing	195-196
U-Joint	194
55 Series	
Guard	199
Implement Yoke	198
Shafting	198-199
Sleeve	198
Tractor Yoke	197-198
Tubing	198-199
U-Joint	197
Assortment	201-202
Driveline Display	201-202
Drivelines	203
Identification Guide	179
Shafting	180
Tubing	180
U-Joint	180
Locking Device	
Repair Pin	200
DOT Airbrake Hose	
Gladhand Fittings	323
J1402 Airbrake Reusable	322-323
Double Bolt	
King® Clamps	463
Double Ear Clamps	
Assortment	288
Two Ear, Oetiker	288
Double Flaring Tool 45˚	
For Copper & Alum. Tube	478
Double Shut-Off	
Quick Disconnects	
AG Tips	371
Gas-Mate	360
HA Series	368

KEYWORD INDEX

Keyword	Page #
Double Shut Off - Hydraulic	
Quick Disconnects	
HK Series - Ind.	
Interchange	364-365
Double Shut-Off, One Way Sleeve	
Quick Disconnects	
AG Couplings	371
Double Shut-Off, Truck Wing-Nut	
Quick Disconnects	
Series 96 - Wing Nut	370
Double Shut-Off, Two Way Sleeve	
Quick Disconnects	
AG Couplings	372
Drain & Shutoff	
Valves	
Air Tank Drain & Cable	449
Angle Bib	451
Compression, 90˚	452
Compression, Straight	448,452
Draincock	450
Draincock, External Seat	451
Draincock, Internal Seat	451
Ground Plug	452
Marine Type Straight	449
Needle, Compression St.	450
Needle, Straight, Pipe	450
Pipe, Straight	448-449
SAE 90˚	452
Tank Valves, 3 & 4 Way	448
Truck Shutoff	448
Truck Shutoff, Barb	448
Truck Shutoff, SAE	449
Truck Shutoff, SAE HD	449
Vent	449
Water Heater	450
Draw Bars	
Three Point Hitch	
AG	267
Drawer Cabinets	
Equipment	481
D-Rings, Caterpillar™	
Assortment	
Caterpillar ™, D-Rings	171
Drivelines	
Constant Velocity PTO	205, 207
Domestic PTO	203
Metric-call for available sizes	
Dry, Steel Case	
Pressure Gauges	
Center Back Mount 1.5"	444
Center Back Mount 2"	444
Center Back Mount 2.5"	444
Lower Mount 2"	444
Lower Mount 2.5"	444-445
Dust Caps & Plugs	
Quick Disconnect	
Metal Plugs	361
Metal Sockets	361
One-Way Pneumatic	361
ST Series - Straight Thru.	361
Two Way - HK Series	361
E Series, Weatherhead™	
Crimp Fittings	
Airbrake	113
Flareless	112
Inverted	112
JIC	110-112
Pipe	110
Teflon	113
E.F.I.	
Hose	
Clamps	113
Ear	
Crimp Type Clamps	461
Electrical	
Fuse, Glass Style Assortment	442
Fuse, Max Blade	
Assortment	442
Fuse, Micro Blade	
Assortment	441
Fuse, Standard Blade	
Assortment	441
Heat Shrink Tubing	428
Shrink Tubing Assortment	440
Terminal, Wire Assortment	440
Tubing Heat Shrink	428
Wire, Primary	436
Wire Terminal Connectors	
Bullet	438
Butt	436
Closed End	439
Push-On	437-438
Quick Splicer's	439
Ring	437
Spade	439
Wire Nuts, Hard	439
Electrical Booster	
Jumper Cable Handles	432
Jumper Cable Sets	432
Electrical, Cable	
Welding, Flexible	427
Engine Hose, 100R5 Type	
SAE J1019, (Wire Braided)	17
Equipment	
12" Bin Cabinets	481
Assembly, Teflon Hose	
C14 Hose Expanders	472
C14 Hose Insertion Die	472
C14 Swage Dies	473
C14 Swage Pushers	473
Cutting Shear	472
Compartment Boxes	
Large Scoop	482
Slide Rack, Multi-Drawer	482
Crimp Dies, Battery Cable	
Gates	433
Weatherhead	433
Crimper	
AC Hose - Portable	380-381
Battery Cable	431
Crimper, Coll-O-Crimp®	
Model 1 - T401	474
Portable - T466	474
Portable - T480HP	474
Super I - T420	474
Super II - T440	474
Crimper, Gates	468
1 1/2 HP 115 V AC Pump	470
1/2 HP 115 Volt AC Pump	470
1/4 HP 115 Volt AC Pump	470
1/4 HP 12 Volt DC Pump	470
Air Pump	470
Hand Pump	470
Mobile Crimp 4-20	469
Mobile Crimp 4-20 Power	470
OmniCrimp 21	469
PC300B Power Source	470
PC707 Power Source	470
Power Crimp 3000B	469
Power Crimp 707	469
Cutter	
Battery Cable	431
Cutter, Tubing & Hose	478
Drawer Cabinets	481
Flaring & Cutting Kit, Tubing	477
Machine Table	479
Reel Rack, Wooden Stand-up	
Hose Reel Rack	480
Saw Table	480
Saw, Heavy Duty Hose	476
Saw, Light Duty Hose	476
Skiver. Hand Tool	471
Stripper, Wire Battery Cable	431
Swaging Machine	
Conversion, Gates	471
Synflex™, Hand	475
Tubing	
Benders	477
Double Flaring Tool 45˚	478
Flaring Tool 45˚	478
Tubing, Cutter	
Twist N' Turn	479
Expanders	
Assembly, Teflon Hose	
C14 Hose Expanders	472
Ferrules	
Brass, Stamped Crimp	339
Fittings	
Air King Universal	288
Airbrake, Brass	
Assortment	321
Copper Tubing	317-318
Nylon Tubing	319-320
Airbrake, Bulkhead	318
Airbrake, Gladhands	
D.O.T. Airbrake Hose	323
Airbrake, J1402 Reusable Hose	
D.O.T. Airbrake Hose	322-323
Automotive, Special Purpose	
Carburetor to Fuel Line	340
Ford Special Nut	340
Inverted Flare to SAE	
(45˚ Flare Adapter	340
Restriction Pipe Adapter	340
Union Brake (Metric)	340
Water Line Connector	340
Black Iron Pipe, Schedule 40	
45˚ Elbow	404
45˚ Street Elbow	405
90˚ Elbow	404
90˚ Street Elbow	404
Caps	406
Hex Bushings	407
Merchant Couplings	407
Nipples	408
Plugs Square Head	406
Reducing Couplings	405
Tees	405
Unions	406
Brass, Compression, Polyline®	
Female Connector	328
Male Branch Tee	328
Male Connector	328
Male Elbow	328
Male Run Tee	328
Nut (Brass)	328
Plastic Sleeve	328
Union	328
Union Tee	328
Brass, Hydraulic Brake	
Adapter, Bubble Flare	334
Adapter, Master Cylinder	335
Adapter, Metric	334
Assortment, Brake Line	333
Brake Lines, Domestic	334
Brake Lines, Import	334
Tee, Brake Trailer	334
Tee, Brake Trailer, Metric	335
Tubing, Bulk	334
Unions, Domestic	334
Unions, Imported	334
Brass, Inverted Flare	
Adapter Tee	332
Female Branch Tee	332
Female Connector	331
Female Elbow 90˚	332
Male Connector	331
Male Elbow 45˚	332
Male Elbow 90˚	332
Nuts, Flare	331
Plugs	331
Union	332
Union Elbow 90˚	332
Union Tee	332
Brass, Mini Barb®	
Adapter Tee	330
Bulkhead Union	330
Compression Connector	330
Female Branch Tee	330
Female Elbow 90˚	329
Male Branch Tee	329
Male Connection	329
Male Elbow 90˚	329
Male Run Tee	329
Plug	329
Union	329
Union Elbow 90˚	329
Union Tee	329
Brass, Pipe	
Adapter	310
Allen Plug	310
Bushing	310
Cap	310
Close Nipple	311
Coupling	310
Cross	310
Elbow	311
Hex Head Plug	310
Hex Nipple	311
Long Nipple	311
Male Branch Tee	311
Reducer Coupling	311
Slotted Plug	310
Square Head Plug	310
Street Elbow 45˚	311
Street Elbow 90˚	311
Street Tee (Male Run Tee)	311
Tee	311
Union	310
Brass, SAE	
Adapter Tee	314
Female Connector	313
Female Elbow 90˚	313
Flare Cap	312
Flare Plug	312
Long Nut	312
Male Branch Tee	312
Male Connector	313
Male Elbow 45˚	314
Male Elbow 90˚	313
Male Run Tee	313
Nut	312
Union	312
Union Elbow 90˚	314
Union Tee	312
Brass, Standard Compression	
Adapter Tee	316
Bulkhead Nut	316
Bulkhead Union	316
Female Connector	315
Female Elbow 90˚	316
Long Nut	315
Male Ball Check Connector	315
Male Branch Tee	316
Male Connector	315
Male Elbow 90˚	315
Male Run Tee	316
Nut	314
Reducing Union	315
Sleeve	314
Solid Cap	315
Tube Insert, Support	316
Union	315
Union Elbow 90˚	315
Union Tee	315

Keyword — **Page #**

Fittings (continued)
- Brass, Threaded Sleeve
  - Adapter Tee 339
  - Male Connector 339
  - Male Elbow 339
  - Nut 339
  - Union 339
- Cam & Groove, Alum. 285
- Cam & Groove, Gaskets 285
- Fuel & Oil Hose Connectors
  - Male Elbow 90˚ 335
  - Male Inverted Straight 335
- Garden
  - Adapters 338
  - Hose Stems 338
- Grease
  - Assortment 325
  - Drive Connectors 327
  - Elbow Connectors 45˚ 327
  - Elbow Connectors 90˚ 327
  - Straight Connectors 326-327
- Grease Gun Coupler
  - Tip 324
- Hose Clamps
  - Boss HD Clamps 287
- Pneumatic
  - Tank Valves & Air Chucks 363
- Push-To-Connect
  - Assortment 346
  - General Purpose 341-344
- Push-To-Connect, DOT
  - Nylon Airbrake 344-345
- Recoil Air Hose Pneumatic 363
- Steam Couplings
  - Boss® Steam 287
  - Strainers 285
- Transmission, Road Ranger
  - For Nylon Tubing 322
- Transmission, Fuel & Oil
  - Adapters 335
- Water Couplings & Adapters
  - Boss® Male Stem 286
  - Combo Nipples 286
  - Hose Nozzles 286
  - Hydrant Adapters 286
  - Hydrant Wrenches 286
  - King® Pin Lug 286
  - Menders 286

Flag Connector
- Copper, Die Cast
  - Battery Terminals 422

Flange
- Adapters, Hydraulic
  - Code 61 147-148
  - Code 62 148
  - O-Ring 148
- O-Rings
  - Caterpillar ™ 168

Flange, Code 61, Straight, 90˚
- Low Pressure
  - Crimp Fittings (100R4) 78

Flare SAE J514 37˚
- Adapters, Hydraulic 141-147

Flareless
- Adapters, Hydraulic
  - Compression SAE J514 154-155
  - Diesel Nut Comp. Sleeve 154
  - Diesel Nut Compression 154
- U Series, Weatherhead™
  - Crimp Fittings 105

Flareless, SAE J514 Nut & Sleeve
- Megacrimp ™, Gates
  - Crimp Fittings 69
- Adapters 154

Flaring & Cutting
- Tubing Kit 477

Flaring Tool 45˚
- Tubing
  - Equipment 478

Flat Face SAE J1453
- Adapters, Hydraulic
  - 45˚ Elbow 157
  - 90˚ Elbow 155-157
  - Branch T 156-157
  - Braze on Tailpiece 159
  - Braze Rings 159
  - Bulkhead 157-158
  - Cross 156
  - Female Connector 157
  - Female Connector 90˚ 157
  - Female FF Cap 158
  - FF Bulkhead Locknut 158
  - JIC 158-159
  - JIC 45˚ Elbow 159
  - JIC 90˚ Elbow 159
  - Long Straight 156
  - O-Ring Boss 158
  - Plug 155
  - Run T 156-157
  - Straight 156
  - Straight Male Connector 155
  - Tee 156
  - Tube Union 155
- Megacrimp ™, Gates
  - Crimp Fittings 63-65
- O-Rings
  - 90˚ Durometer 159, 168
- Thermoplastic, Synflex
  - Crimp Fittings (Swage) 125
- U Series, Weatherhead™
  - Crimp Fittings 102-103

Ford Special Nut
- Automotive, Special Purpose
  - Fittings 340

Fuel & Oil Fittings
- Brass, Threaded Sleeve
  - Adapter Tee 339
  - Male Connector 339
  - Male Elbow 339
  - Nut 339
  - Union 339
- Male Elbow 90˚
  - Hose Stems 335
- Male Inverted Straight
  - Hose Stems 335

Fuel Injection
- Hose, Automotive
  - SAE 30R9 Fuel Injection 113

Fuel Injection Clamps
- For E.F. I. Hose 113

Fuel Line
- Hose, SAE 30R7, Reels 282

Fuel, Diesel & Airbrake
- Hose, Wire Braided
  - C5D Multi-fluid 20

Fuel, Hose
- Multi-Purpose
  - Nitrile, Suction, Marine 282
- Nitrile Multi Purpose
  - Suction & Fill 282
  - Tank Drop Assemblies 282

Fuel, Marine & Diesel
- Hose, Wire Braided
  - C5M Fuel Line Hose 16

Fuse Assortments
- Glass Style 442
- Max Blade 442
- Micro Blade 441
- Standard Blade 441

Garden
- Fittings & Adapters 338
- Hose 338
- Hose Stems 338
- Nozzles 338

Gate Valves
- Industrial 453

Gates
- Labels 483

Gauges, Pressure
- Assortment
  - Liquid & Dry 446
- Dry, Steel Case
  - Center Back Mount 1.5" 444
  - Center Back Mount 2" 444
  - Center Back Mount 2.5" 444
  - Lower Mount 2" 444
  - Lower Mount 2.5" 444-445
- Liquid, Brass Case
  - Lower Mount 2.5" 445
- Liquid, Stainless Case
  - Center Back Mount 2.5" 445
  - Lower Mount 2.5" 445

Global Spiral®, Gates™
- Crimp Fittings
  - British Pipe Fem Swivel 36
  - British Pipe Fem Swivel 45˚ 36
  - British Pipe Fem Swivel 90˚ 36
  - British Pipe Male 36
  - Cat Flange 22-1/2˚ 32
  - Cat Flange 30˚ 32
  - Cat Flange 45˚ 32
  - Cat Flange 60˚ 32
  - Cat Flange 67.5˚ 32
  - Cat Flange 90˚ 33
  - Cat Flange Straight 31
  - Code 61 Flange 22-1/2˚ 28
  - Code 61 Flange 30˚ 28
  - Code 61 Flange 45˚ 28
  - Code 61 Flange 60˚ 28
  - Code 61 Flange 67˚ 29
  - Code 61 Flange 90˚ 29
  - Code 61 Flange 110˚ 29
  - Code 61 Flange Straight 27
  - Code 62 30
  - Code 62 Flange 22-1/2˚ 30
  - Code 62 Flange 30˚ 30
  - Code 62 Flange 110˚ 31
  - DIN, Metric 37-38
  - Extender, Hose 33
  - Extender, Hose 90˚ 33
  - Ferrule 24
  - Flat Face 34-35
  - Japanese, Metric 35
  - JIC 25
  - JIC 30˚ Elbow 26
  - JIC 90˚ Elbow 26
  - JIC Straight 26-27
  - Kobelco, Metric 36
  - Komatsu, Metric 35
  - MegaSeal® (JIC) 27
  - MegaSeal® 45˚ 27
  - MegaSeal® 90˚ 27
  - O-Ring Boss 25
  - Pipe 25
  - Stecko 33

Grease
- Fittings
  - Assortments 325
  - Drive Connectors 327
  - Elbow Connectors 45˚ 327
  - Elbow Connectors 90˚ 327
  - Straight Connectors 326-327
  - Hose Assemblies 324

Grease Gun Coupler
- Tip 324

Grease, Female 1/2-27
- Megacrimp ™, Gates
  - Hose Crimp Fittings 69
- U Series, Weatherhead™
  - Hose Crimp Fittings 105

Guard, PTO
- Domestic
  - 6 Series 183
  - 12 Series 186
  - 14 Series 190
  - 35 Series 193
  - 44 Series 196
  - 55 Series 199
- Metric
  - 1 Series 214
  - 2 Series 216
  - 3 Series 218
  - 4 Series 220
  - 5 Series 222
  - 6 Series 224
  - 2100/100 Series 230
  - 220/720 Series 238
  - 2200/200 Series 232
  - 2300/210 Series 236
  - 2400 Series 240
  - 2500 Series 243
  - 2600 Series 246
  - I Series 234

Hand Pump
- Crimper, Gates 470

Hand Tool
- Battery Cable Cutter 431
- Skiver, Hose 471
- Stripper, Wire, Battery Cable 431
- Swager, Synflex Hand 475
- Tubing
  - Benders 477
  - Double Flaring Tool 45˚ 478
  - Flaring Tool 45˚ 478
- Tubing, Cutter
  - Twist N' Turn 479

Heat Shrink Tubing
- Electrical 428

Heater
- Hose 281

Heavy Wall Copper Lugs
- Compression, Quick
  - Battery Terminals 426
- Copper, Die Cast
  - Battery Terminals 424

Hitch Balls
- Trailer 270

HK Series - Ind. Interchange
- Quick Disconnects
  - Double Shut Off - Hydraulic 364-365
  - Dust Caps & Plugs 361

Holder
- Assembly, Teflon Hose
  - C14 Hose Insertion Die 472

Hose
- Air & Water
  - Horizon, Goodyear 281

Keyword **Page #**

Hose (continued)
- PVC 119
- Air Conditioning 379
- Air, PVC
  - Pliovic, Goodyear 281
- Airbrake 322
- Assemblies, Blue Lay-Flat 277
- Assortment
  - Nitrile, Suction, Marine 282
- Blue Lay-flat, Bulk 277
- Carpet Cleaning
  - Neptune 280
- Discharge 277-278
- Engine, SAE J1019 17
- Fuel, SAE J1527 16
- Fuel Line 282
- Fuel Line Spools 20
- Fuel, Nitrile 282
- Fuel, Tank Drop 282
- Garden 338
- Grease 324
- Heater 281
- Lock-On 19
- LP Gas 16
- Hydraulic
  - SAE 30R2 19
  - SAE 30R7 20
  - SAE 100R3 14
  - SAE 100R5 15
  - SAE 100R6 14
  - SAE J1402 16
- Hydraulic, Spiral Wire
  - SAE100R12 9-10
  - SAE100R13 8
  - SAE100R15 7
- Hydraulic, Suction
  - MegaVac® 17
  - SAE 100R4 18
- Hydraulic, Thermoplastic
  - SAE 100R7 117-118
  - SAE 100R7 - Black 109
  - SAE 100R7 - Orange 108
  - SAE 100R7 - Twin Line 108
  - SAE 100R8 116
- Hydraulic, Wire Braided
  - SAE 100R1 94, 118
  - SAE 100R1 Type AT 13
  - SAE 100R2 12, 93
  - SAE 100R2 Type AT 11
  - SAE 100R16 11, 93
  - SAE 100R17 12-13, 94
- Mill Discharge 277
- Power Steering
  - SAE J188 Type II 94
- Pressure Washer
  - 3000 PSI 279
  - 3000 PSI, Bulk Hose 283
  - Assemblies 279
  - Non-Marking 279
- Protector
  - PVC Coiled & Woven Nylon 22
- Return Hose, Textile Braid
  - Oil & Antifreeze 18
- Spray, AG
  - Gen Purpose Air/Water 278
- Steam 278
- Suction, PVC
  - Green or Clear 276
- Suction, PVC/EPDM
  - Spiral 279
- Teflon
  - Power Trim 303
  - Weatherhead 293
- Teflon, SAE 100R14
  - Gates 300

Hose Accessories
- Flat Armor Guard 21
- Plastic Coiled Protector 120
- Spring Guard 21

Hose Assemblies
- Airbrake Chamber 324
- Discharge, Water 280
- Jack Hammer, Air 280
- Pneumatic Whip Hose
  - Air Hose Ext w/ Swivel 363
- Shop Air 280
- Suction
  - Cam & Groove C&C 276
  - Cam & Groove C&E 276
  - Combo Nipple Male/Male 276
  - Pin Lug Male / Female 276
- Whip Hose, Air Tool 280

Hose Assortment
- LP Gas & Accessories 292

Hose Clamps
- Boss® HD Clamps 287
- E.F.I. Fuel Injection 113

Hose Ferrules
- Crimp Ferrules, Brass 339

Hose Guards
- Nylon Woven 22
- PVC Spiral 22

Hose Nozzles
- Water Couplings & Adapters 286

Hose Reel Rack
- Wooden Stand-up 480

Hose Routing Clamp
- Vinyl Support w/ Bolt Hole 291

Hose Saw
- Heavy Duty 476
- Light Duty 476

Hose Splicer
- A/C 393
- Barb, Brass 337
- Plated Steel 286
- Push-Lok 90

Hose Stems, Brass
- Barb
  - Ball Seat to NPT Adapter 337
  - Female Pipe 336
  - Hose Splicer 337
  - JIC Flare Swivel 337
  - Male SAE 337
  - Pipe 336
  - Pipe 90˚ 336
  - Pipe Ball Seat 336
  - Pipe Swivel 336
  - SAE Swivel 336
  - Welding Hose Adapter (Left Hand Thread, Acetylene) 337
  - Welding Hose Adapter (Right Hand Thread, Oxygen) 337
  - Welding, Acetylene 337
  - Welding, Oxygen 337
- Garden 338

Hose Support
- Vinyl Dipped, w/ Bolt Hole 463

Hose, Automotive
- SAE 30R9 Fuel Injection 113

Hose, Fittings
- Air King Universal
  - Hose Stems & Adapters 288

Hose, Marine
- Nitrile, Suction, Marine 282

Hose, Multi-Purpose
- Nitrile, Suction, Marine 282

Housing, PTO
- Metric
  - 2480 Series 241
  - 2580 Series 244

Hydrant Adapters
- Water Couplings & Adapters 286

Hydrant Wrenches
- Water Couplings & Adapters 286

Hydraulic
- Hose
- Brake, D.O.T. - see BrakeQuip Catalog
  - Fuel 20
  - LP Gas, UL Approved 16
  - SAE 30R2 20
  - SAE 100R1 94
  - SAE 100R1 Type AT 13
  - SAE 100R16 11, 93
  - SAE 100R17 12-13, 94
  - SAE 100R2 12, 93
  - SAE 100R2 Type AT 11
  - SAE 100R3 14
  - SAE 100R4 17
  - SAE 100R5 15
  - SAE 100R6 14
  - SAE J1019 17
  - SAE J1402 16
  - SAE J1527 16
- Hose, Oil Return
  - SAE 30R2 19
- Hose, Power Steering
  - SAE J188 Type II 94
- Hose, Spiral Wire
  - SAE100R12 9-10
  - SAE100R13 8
  - SAE100R15 7
- Hose, Suction
  - SAE100R4 18
- Hose, Thermoplastic
  - SAE 100R7 117-118
  - SAE 100R7 - Black 109
  - SAE 100R7 - Orange 108
  - SAE 100R7 - Twin Line 108
  - SAE 100R8 116
- Selection Charts
  - Gates & Weatherhead 501

Hydraulic Adapters
- Counter Signs 484
- See Adapters, Hydraulic

Hydraulic Template
- Coupling Identification 468

Hydraulic, Crimp Fittings
- See also Crimp Fittings, Hydraulic
- Teflon, Weatherhead E™ Series
  - 45˚ Female JIC 37˚ 298
  - 90˚ Female JIC 37˚ 299
  - 90˚ Female JIC 37˚ Long 299
  - Air Brake Comp. 296
  - Female JIC 37˚ 296
  - Flareless Tube 296
  - Inverted Male Straight 295
  - Male 37˚ JIC 295
  - Male Inv. 45˚ Elbow 298
  - Male Inv. 90˚ Elbow 298
  - Male Pipe Rigid 294
  - Male Pipe Swivel 294
  - Nuts & Sleeves 297
  - Stand Pipe 297

Hydraulic, Swage Fittings
- Gates Teflon, C14
  - Air Brake Compression 303
  - Bent Tube 45˚ Steel 302
  - Bent Tube 45˚, Steel 301
  - Bent Tube 90˚, Steel 302
  - Bent Tube Inverted 90˚ Steel 302
  - JIC/SAE Fem. Brass 301
  - JIC/SAE Fem. Stainless 301
  - Male Inverted, Steel 302
  - Male NPTF, Brass 300
  - Male NPTF, Stainless 300
  - SAE 45˚ Swivel Brass 301
  - Stand Pipe 303
- Synflex 115

Hydraulic, Tubing
- Carbon Steel, SAE J525
  - DOM Tubing 411

I Series, Metric PTO
- Metric
  - Guard 234
  - Implement Yoke 234
  - Pins 234
  - Tractor Yoke 233-234
  - Tubing 233-234
  - U-Joint 233

Identification Guide
- Domestic Cross & Bearing 180
- Domestic Drive Lines, All Series 179
- Domestic Shafting, All Series 180
- Domestic U-Joint, All Series 180

Identification Tools
- Thread ID Kits 468

Identification, PTO
- Quick Reference, Metric 211

Idler Pulleys, V-Belt **257**

II Series, Metric PTO
- Inner Yoke 247
- Outer Yoke 247
- Tractor Yoke 247
- U-joint 247

Implement Yoke - Domestic
- 6 Series Domestic
  - Clamp Yoke 183
  - Round Bore Keyway & Set 182
  - Shaft 3/4" x 7/8" Rectangular 182
  - Shear Pin Yoke 182
  - Slip Sleeve Yoke 183
  - Spline Bore Yoke 182
  - Square Bore Yoke 182
- 12 Series Domestic
  - Hexagon Bore Yoke 185
  - Round Bore With Keyway & Set 186
  - Shear Pin Yoke 185
  - Spline Bore Yoke 185
  - Square Bore Yoke 185
- 14 Series Domestic
  - Hexagon Bore Yoke 189
  - Round Bore Yoke 188
  - Shear Pin Yoke 189
  - Spline Bore Yoke 189
  - Square Bore Yoke 189
- 35 Series Domestic
  - Clamp Yoke 193
  - Round Bore Keyway & Set 193
  - Shear Pin Yoke 192
  - Spline Bore Yoke 192
  - Square Bore Yoke 192
  - Torque Limiter Flange Yoke 192
- 44 Series Domestic
  - Round Bore Yoke 195
  - Spline Bore Yoke 195
  - Square Bore Yoke 195

KEYWORD INDEX

Keyword	Page #
Implement Yoke - Domestic (continued)	
55 Series Domestic	
Clamp Yoke	198
Round Bore Yoke	198
Spline Bore Yoke	198
Implement Yoke - Metric	
1 Series Metric	
Round Bore Yoke	214
Shear Pin Yoke	214
2 Series Metric	
Round Bore Yoke	216
3 Series Metric	
Round Bore Yoke	218
Shear Pin Yoke	218
4 Series Metric	
Round Bore Yoke	220
Shear Pin Yoke	220
5 Series Metric	
Round Bore Yoke	222
Shear Pin Yoke	222
6 Series Metric	
Round Bore Yoke	224
Shear Pin Yoke	224
7 Series Metric	
Plastic Guard	226
Round Bore Yoke	226
8 Series Metric	
Plastic Guard	228
Round Bore Yoke	228
220/720 Series Metric	
Round Bore Yoke	238
Shear Pin Yoke	238
2100/100 Series Metric	
Round Bore Yoke	230
Shear Pin Yoke	230
2200/200 Series Metric	
Round Bore Yoke	232
2300/210 Series Metric	
Round Bore Yoke	236
Shear Pin Yoke	236
2400 Series Metric	
Round Bore Yoke	240
Shear Pin Yoke	240
2500 Series Metric	
Round Bore Yoke	243
Shear Pin Yoke	243
2600 Series Metric	
Round Bore Yoke	246
I Series Metric	
Round Bore Yoke	234
Shear Pin Yoke	234
Industrial & Irrigation Drive Shafts	
Drive Shafts	209
Flange Hubs	208
Flange Yokes	209
Irrigation Drive Shafts	208
Sleeve Yokes	209
U-Joints	209
Inner Profile, Quick Reference	
Metric	
Tubing	212
Inverted	
Megacrimp ™, Gates	
Male Swivel	67
Male Swivel 45˚	67
Male Swivel 90˚	68
U Series, Weatherhead™	
Male Swivel	101
Male Swivel 45˚	101
Male Swivel 90˚	101
Inverted, Female NPSM 30˚	
Thermoplastic, Synflex	
Crimp Fittings (Swage)	123
Irrigation, PTO	
Cross & Bearing Kits	209
Drive Shafts	209
Flange Hubs	208
Flange Yokes	209
Irrigation Drive Shafts	208
Sleeve Yokes	209
Jack Hammer	
Hose Assemblies	280
Japanese	
Adapters, Hydraulic	
Cap	167
Plug	167
Megacrimp™, Gates	
JIS Female, 45˚, 90˚	76
Komatsu	74
U Series, Weatherhead™	
JIS Female Straight	105
JIC	
Adapters, Hydraulic	142
Low Pressure Stems	
Fem JIC 37˚ Swivel	78
Megacrimp ™, Gates	
Fem JIC 37˚ Swivel	59
FJIC 37˚ Swivel 30˚	59
FJIC 37˚ Swivel 45˚	60
FJIC 37˚ Swivel 90˚	61
Male JIC 37˚ Flare	58
Thermoplastic, Synflex	
45˚ Tube FJIC 37˚	124
90˚ Tube FJIC 37˚	124
JIC 37˚Female Swivel	123
U Series, Weatherhead™	
FJIC 45˚ Tube Elbow	99
FJIC 90˚ Tube Elbow	99
FJIC 90˚ Tube Long	99
FJIC Swivel 90˚ Elbow	100
JIC Female 37˚	98
JIC Male Rigid	97
JIC Male Rigid 90˚	98
JIC Adapters, Hydraulic	
Branch T, Female	144
Branch T, Male	144-145
Branch Tee	147
Bulkhead Tee	146
Bulkhead Union	145
Bulkhead Union 45˚	146
Bulkhead Union 90˚	146
Cap	141
Cross, Flare	145
Elbow 45˚	146
Elbow 90˚	146
Female Connector	143-144
Female Coupler	144
Female Coupler 90˚	144
Female Elbow 90˚	144
JIC 90˚ Elbow	143
Nut, Bulkhead	141
Nut, Flare	141
O-Ring Boss 90˚	143
O-Ring Boss Straight	142
Plug	141
Reducer, Tube	147
Run Tee	146
Sleeve, Flare	141
Straight Male Connector	141
Straight Male Connector	
Ex Long	143
Straight Male Connector Long	143
Tee	145
Union	145
Union Elbow 90˚	145
Jumper Cable Handles	
600 Amp Booster Handles	432
Cobra 400 Amp Booster	432
Jumper Cable Sets	
Booster Cable Sets	432
Vinyl Zipper Booster Bag	432
Karcher™ Pressure Washer	
Adapter, Metric Male & Female	
M22-F22	283
Karcher™ Thread	
Male/Female M22 & F22	283
Pressure Washer,	
Wand Adapters	283
King®	
Clamps	
Double Bolt	463
Single Bolt	462
King® Pin Lug	
Water Couplings & Adapters	
Short Shank	286
Knife	
Hyd Hose Saws	476
Teflon Hose Cutting Shear	472
Komatsu	
Adapters, Hydraulic	
Cap	167
Conversion, JIC	167
Plug	167
Union, Tube	167
Megacrimp™, Gates	
Female 45˚ Swivel	76
Female 90˚ Swivel	76
Female St. Swivel	76
U Series, Weatherhead™	
-10 Flange 45˚	104
-10 Flange Straight.	104
Female 30˚ Swivel	106
Labels	
Adapters	483
Air Conditioning	483
Black Iron Pipe	483
Brass	483
Gates	483
PTO	483
Tape	483
Weatherhead	483
Lift Arm, Balls	
Three Point Hitch	
Replacement Balls	266
Lift Arms	
Three Point Hitch	264
Linkage Pins	
Three Point Hitch	265
Links, Connector	
Roller Chain	260
Links, Offset	
Roller Chain	260
Liquid, Brass Case	
Gauges, Pressure	
Lower Mount 2.5"	445
Liquid, Stainless Case	
Gauges, Pressure	
Center Back Mount 2.5"	445
Lower Mount 2.5"	445
Lock-On Hose	
Hydraulic	
SAE 30R2	19
Locking Device	
PTO, Repair Kits	
QD	200
Safety Slide	200
Spring Lok	200
Low Pressure	
Crimp Fittings (100R4)	
Flange, Code 61 90˚	78
Flange, Code 61 Straight	78
JIC Female	78
Pipe Swivel	78
Pipe, Male	78
Low Pressure - Push on	
Reusable Hose Fittings	
Flare, Inverted Female	89-90
Flare, JIC Female	90
Flare, SAE 45˚ Female	89
Flare, SAE Male	89
Male Pipe	88
Male Pipe 90˚	88
Mender	90
Pipe, Swivel Female	89
Standpipe	90
LP Gas & Accessories	
Assortment	292
LP Gas, Hose	**16**
Machine Table	
Wood	479
MagnaLug® Elbows	
Copper, Tin Plated	
Battery Terminals	425
Megacrimp™, Gates-Crimp Fittings	
Code 61 Flange 22 1/2˚	66
Code 61 Flange 30˚	66
Code 61 Flange 45˚	66
Code 61 Flange 60˚	67
Code 61 Flange 90˚	67
Fem. 45˚ Flare Swivel	62
Fem. Air Brake Swivel	68
Fem. Komatsu Swivel	76
Fem. Komatsu Swivel 45˚ Tube	76
Fem. Komatsu Swivel 90˚ Tube	76
Fem. SAE 45˚ Flare Swivel 45˚	62
Fem. Swivel NPSM 30˚ Seat	56
Female British Flat-Face	75
Female British Parallel Pipe	74
Female British Parallel Swivel	75
Female British Pipe 45˚ Bent	75
Female British Pipe 90˚ Bent	75
Female DIN 'L' With O-Ring	70-71
Female DIN 'S' w/ O-Ring	71-72
Female Flareless Nut	69
Female Flareless Sleeve	69
Female Flat Face O-Ring	63-65
Female Grease	69
Female JIS Japanese Swivel	76
Female NPTF Pipe	56
Female SAE 45˚ Flare Swivel	62
FJIC 37˚ Flare 30˚ Bent Tube	59
FJIC 37˚ Flare 45˚ Tube	60
FJIC 37˚ Flare 90˚ Tube	61
FJIC 37˚ Flare Swivel	59
Imperial (US) Stand Pipe	68
Male NPTF	55
Male British Parallel Pipe	72
Male British Pipe	74
Male DIN 24˚ Light	70
Male DIN 24˚ 'S' Series	71
Male Flareless Assembly	68
Male Flat-Face O-Ring	63
Male Inverted Swivel	67
Male Inverted Swivel 45˚ Tube	67
Male Inverted Swivel 90˚ Tube	68
Male JIC 37˚ Flare	58

Keyword	Page #
Megacrimp™, Gates (continued)	
Male NPTF Swivel	55
Male O-Ring 45˚ Tube	77
Male O-Ring 90˚ Tube	77
Male O-Ring Boss	57
Male O-Ring Swivel	57, 77
Male O-Ring Swivel 45˚	57
Male O-Ring Swivel 90˚	58
Male Pipe Long Nose	55
Male Pipe Swivel 90˚	56
Male SAE 45˚ Flare	62
Metric Bite Nut	74
Metric Bite Sleeve	73
Metric 'L' Stand Pipe	73
Pressure Washer Swivel	69
Menders	
Plated Steel, Hose Fittings	286
Metal Caps & Plugs	
Accessories, Quick Disconnect	
Rubber Caps & Plugs	373
Metal Plugs	
Quick Disconnect	
Dust Caps & Plugs	361
Metal Sockets	
Quick Disconnect	
Dust Caps & Plugs	361
Metric	
Adapters, Hydraulic	
British	166
Conversion	165
DIN	165-166
Japanese	167
Komatsu	167
Global Spiral ™, Gates	
British Pipe Fem Swivel	36
British Pipe Fem Swivel 45˚	36
British Pipe Fem Swivel 90˚	36
DIN	37-38
Japanese	35
Kobelco	36
Komatsu	35
Megacrimp™, Gates	
British	72-75
Crimp Fittings	73-74
DIN	70-72
Japanese	74-76
Komatsu	76
Pressure Washer	69
Metric Conversion	
Adapters, Hydraulic	
British Conversion to JIC	164
British Conversion, JIC 90˚	164
British Conversion, NPTF	164
Metric Swage Fittings	
Thermoplastic, Synflex	
British	126
Metric	127
Metric, PTO	
1 Series	
Cross & Bearing Kit	213
Guard	214
Implement Yoke	214
Pins	214
Tractor Yoke	213-214
Tubing	213-214
U-Joint	213
2 Series	
Cross & Bearing Kit	215
Guard	216
Implement Yoke	216
Pins	216
Tractor Yoke	215-216
Tubing	215-216
U-Joint	215
3 Series	
Cross & Bearing Kit	217
Guard	218
Implement Yoke	218
Pins	218
Tractor Yoke	217-218
Tubing	217-218
U-Joint	217
4 Series	
Cross & Bearing Kit	219
Guard	220
Implement Yoke	220
Pins	220
Tractor Yoke	219-220
Tubing	219-220
U-Joint	219
5 Series	
Cross & Bearing Kit	221
Guard	222
Implement Yoke	222
Pins	222
Tractor Yoke	221-222
Tubing	221-222
U-Joint	221
6 Series	
Cross & Bearing Kit	223
Guard	224
Implement Yoke	224
Pins	224
Tractor Yoke	223-224
Tubing	223-224
U-Joint	223
7 Series	
Cross & Bearing Kit	225
Guard	226
Implement Yoke	226
Pins	226
Tractor Yoke	225-226
Tubing	226
U-Joint	225
8 Series	
Cross & Bearing Kit	227
Guard	228
Implement Yoke	228
Pins	228
Tractor Yoke	227-228
Tubing	227-228
U-Joint	227
220/720 Series	
Cross & Bearing Kit	237
Guard	238
Implement Yoke	238
Pins	238
Tractor Yoke	237-238
Tubing	237-238
U-Joint	237
2100/100 Series	
Cross & Bearing Kit	229
Guard	230
Implement Yoke	230
Pins	230
Tractor Yoke	229-230
Tubing	229-230
U-Joint	229
2200/200 Series	
Cross & Bearing Kit	231
Guard	232
Implement Yoke	232
Pins	232
Tractor Yoke	231-232
Tubing	231-232
U-Joint	231
2300/210 Series	
Cross & Bearing Kit	235
Guard	236
Implement Yoke	236
Pins	236
Tractor Yoke	235-236
Tubing	235-236
U-Joint	235
2400 Series	
Cross & Bearing Kit	239
Guard	240
Implement Yoke	240
Pins	240
Tractor Yoke	239-240
Tubing	239-240
U-Joint	239
2480 Series	
Cross & Bearing Kit	241
Housing	241
Tractor Yoke	241
U-Joint	241
2500 Series	
Cross & Bearing Kit	242
Guard	243
Implement Yoke	243
Pins	243
Tractor Yoke	242-243
Tubing	242-243
U-Joint	242
2580 Series	
Cross & Bearing Kit	244
Housing	244
Tractor Yoke	244
U-Joint	244
2600 Series	
Cross & Bearing Kit	246
Clip	246
Guard	246
Implement Yoke	246
Pins	246
Tractor Yoke	245-246
Tubing	246
U-Joint	245
Assortment, Merchandiser	248
Cross & Bearing Kits	
U-Joint	211
I Series	
Cross & Bearing Kit	233
Guard	234
Implement Yoke	234
Pins	234
Tractor Yoke	233-234
Tubing	233-234
U-Joint	233
Identification Guide	211
II Series	
Tractor Yoke	247
U-Joint	247
Tubing	
Inner	212
Outer	212
Metric, Tubing	
Steel	415
Miscellaneous, AG	
Steering Wheel Knobs	270
Tarp Straps	270
Mobile Crimp 4-20, Gates	
Crimper	469
Power Source	470
Multi-Purpose Hose	
Nitrile, Suction, Marine	282
Needle Valves	
Brass, Drain & Shutoff	453
Industrial	453
Neptune Carpet Cleaning	
Hose	280
Nitrile, Suction & Marine	
Assortment	282
Multi-Purpose, Fuel & Oil	282
Non-Restricted Guns	
Pneumatic Blow Guns	362
Nozzle	
Garden	338
Pressure Washer	283
Nozzle, Turbo	
Pressure Washer	283
Nuts & Bolts	
Battery Terminals	428
Nylon Airbrake	
Push-To-Connect, D.O.T.	
Female Connector	345
Male Connector	345
Male Elbow	345
Male Elbow 45˚ Swivel	344
Swivel Female Branch Tee	345
Swivel Male Branch Tee	345
Swivel Male Elbow	345
Union Connector	344
Union Elbow	344
Union Tee	344
Nylon Loom	
Wire Protection, Battery	430
Nylon Tubing	
See Tubing, Nylon General Purpose	
Transmission Fitting	
Assortment	322
Nylon Tubing Fittings	
Transmission, Road Ranger	322
Nylon, Metric	
Tubing	416
OmniCrimp 21	
Crimper, Gates	469
One-Way Pneumatic	
Quick Disconnect	
Dust Caps & Plugs	361
O-Ring Boss	
Adapters, Hydraulic	
Boss Male to Male Pipe Straight	151
Boss Male to Pipe Female	151
Boss Plug	149
Boss to Pipe 90˚	149
Boss to Swivel Pipe 45˚	149
Boss to Swivel Pipe 90˚	150
Boss to Swivel Pipe Straight	149
Bump Tube to Fem Pipe	149
Female Connector	151
Female Elbow 90˚	151
JIC - Boss Branch Tee	151
JIC - Boss Run Tee	150
JIC Male to Male Boss 45˚	150
JIC Male to Male Boss 90˚	150
Male Elbow 90˚	151
O-Ring Boss Female	149
O-Ring, Boss	152
Pipe, Female	152
Pipe, Male	152
U Series, Weatherhead™	
Crimp Fittings	100-101
O-Rings	
Air Conditioning	
R12 & R134A, Viton	168, 397
Assortment	
Buna-N Standard 70 Duro	170
Caterpillar ™, D-Rings	171
Flange, Boss, Flat Face	169
Flat Face, 90˚ Duro	171
Metric Buna-N	170
Splicing Kit	171

Keyword	Page #
O-Rings (continued)	
Boss	
Buna-N Standard 70 Duro	168
British	168
Flange	
Caterpillar ™	168
Flat Face	
90˚ Durometer Buna-N	159,168
Outer Tubing, PTO	
Metric Tubing, Quick Reference	212
PC300B Power Source	
Crimper, Gates	470
PC707 Power Source	
Crimper, Gates	470
PCM, Gates Crimp Fittings	
Code 61/Code 62	41-42
Code 62	41-44
DIN, Metric	46
Extender, Hose	40
Extender, Hose 90˚	40
Flat Face	45
JIC	39-40
MegaSeal®	40
Pipe	39
PCS, Gates Crimp Fittings	
Boss	48
British	54
Code 61	49-52
DIN	54
Flat Face	52-53
JIC	47-48
Komatsu	53
MegaSeal®	49
No Skive	47
Pipe	47
Skive Ferrules	47
Perma Tip Gun	
Blow Guns & Accessories	362
Wide	458
Pins, Hair	
Three Point Hitch	263
Pins, Hair Display	
Three Point Hitch	263
Pins, Handle-Lok	
Three Point Hitch	262
Pins, Implement	
Adapter Bushings, TII to TIII	270
Pins, Linch	
Three Point Hitch	263
Pins, Linch Display	
Three Point Hitch	263
Pins, Lock	
Three Point Hitch	263
Pins, Lock Display	
Three Point Hitch	263
Pins, Red Head	
Three Point Hitch	262
Pins, Red Head Display	
Three Point Hitch	262
Pins, Roll	
Metric PTO	
1 Series	214
2 Series	216
3 Series	218
4 Series	220
5 Series	222
6 Series	224
7 Series	226
8 Series	228
220/720 Series	238
2100/100 Series	230
2200/200 Series	232
2300/210 Series	236
2400 Series	240
2500 Series	243
2600 Series	246
I Series	234
Pins, Wire Handle	
Three Point Hitch	262
Pins, Wire Handle Display	
Three Point Hitch	262
Pioneer K404 Display	
Display Assortment	
Quick Disconnects	373
Pipe	
Adapters, Hydraulic	
Bushing	136
Cap	138
Cross	138
Elbow, 45˚	137
Elbow 90˚	136-137
Nipple, Hex	136
Plug	136
Reducer, Pipe	137
Run Tee	137
Tee	138
Tee, Branch	138
Tee, Run	137
Union	136
Black Iron Pipe, Schedule 40	
45˚ Elbow	404
45˚ Street Elbow	405
90˚ Elbow	404
90˚ Street Elbow	404
Caps	406
Hex Bushings	407
Merchant Couplings	407
Nipples	408
Plugs Square Head	406
Reducing Couplings	405
Tees	405
Unions	406
Megacrimp ™, Gates	
Crimp Fittings	55-56
Thermoplastic, Synflex	
Crimp Fittings (Swage)	122
U Series, Weatherhead™	
Crimp Fittings	96-97
Pipe Swivel	
Adapters, Hydraulic	
Elbow, 45˚	139
Elbow, 90˚	139
Female Coupler	139
Female Coupler 45˚	140
Female Coupler 90˚	140
Straight	139
Straight w/Orifice	139
Tee	140
Tee, Branch	140
Crimp Fittings (100R4)	78
Plugs & Dust Caps, QD's	
Metal Plugs	361
Metal Sockets	361
One-Way Pneumatic	361
ST Series - Straight Through	361
Two Way - HK Series	361
Pneumatic Hose Assembly	
Whip Hose	
Air Hose Ext w/ Swivel	363
Pneumatic, 1000 Series, 1-Way	
Quick Disconnects	
1/4" Body, Ball Lock	350
Pneumatic, 3000 Series, 1-Way	
Quick Disconnects	
1/4" Body, Automatic	353
Pneumatic, 400 Series, 1-Way	
Quick Disconnects	
3/8" Body, Ball Lock	351
Pneumatic, 4000 Series, 1-Way	
Quick Disconnects	
3/8" Body, Automatic	354
Pneumatic, 500 Series, 1-Way	
Quick Disconnects	
1/2" Body, Ball Lock	352-353
Pneumatic, 5000 Series, 1-Way	
Quick Disconnects	
1/2" Body, Automatic	355
Pneumatic, 6000 Series, 1-Way	
Quick Disconnects	
3/4" Body, Automatic	356
Pneumatic, Auto-Flo, 1-Way	
Quick Disconnects	
1/4" Body, Automatic	357
Pneumatic, Blow Guns	
Basic Gun	362
Booster Tip	362
Booster Tip Gun	362
Non-Restricted Guns	362
Perma Tip Gun	362
Rubber Tip Gun	362
Safety Blow Guns	362
Straight Extension	362
Super Booster Gun	362
Tapered Tip Gun	362
Pneumatic, Fittings	
Tank Valves & Air Chucks	363
Pneumatic, Recoil Hose	
Assemblies	363
Fittings	363
Polyethylene Tubing	
PT240	413
Polyurethane, Tubing	
Domestic	Call
Metric	417
Power Crimp 3000B	
Crimper, Gates	469
Power Crimp 707	
Crimper, Gates	469
Power Steering Adapters	
Bump Tube - Metric	153
Elbow, 45˚	153
Elbow, 90˚	153
Male Connector Straight	153
Power Steering Hose	
SAE J188 Type II	94
Power Trim Hose	
Teflon	303
Preformed - Band-It Jr. Clamps	
Carbon Steel	290
Hand Tool	290
Stainless Steel	290
Pressure Gauges	
Dry, Steel Case	
Center Back Mount 1.5"	444
Center Back Mount 2"	444
Center Back Mount 2.5"	444
Lower Mount 2"	444
Lower Mount 2.5"	444
Liquid, Brass Case	
Lower Mount 2.5"	445
Liquid, Stainless Case	
Center Back Mount 2.5"	445
Lower Mount 2.5"	445
Pressure Washer	
Assortment	283
Counter Signs	484
Hose	
3000 PSI	279
3000 PSI, Bulk Hose	283
Non-Marking	279
Hose Assemblies	279
Nozzle	283
Nozzle, Turbo	
3000 PSI Orifice Type	283
Pressure Washer, Crimp Fittings	
Megacrimp ™, Gates	
Karcher™ Metric	69
Pressure Washer, Spray Tips	
Quick Disconnect Male	
Red, Yellow, Green, White	283
Pressure Washer, Wand Adapters	
Karcher™ Thread	
Male/Female M22 & F22	283
Primary Wire	
10,12,14,16,18 Gauge	436
Propane Hose	
Assortment	292
Protector, Hose	
Flat Armor Guard	21
Nylon Woven	22
Sleeve	120
Spiral PVC	22
Spring Guard	1
Protector, Terminal	
Corrosion Paste	430
Corrosion Washers	430
Protectors, Molded	
Flag Clamp	429
Lug Terminal Protectors	429
Right & Left Elbows	429
Straight Clamp	429
PTO	
6 Series Domestic	
Cross & Bearing Kit	181
Guard	183
Implement Yoke	182-183
Shafting	183
Sleeve	182
Tractor Yoke	181-183
U-Joint	181
12 Series Domestic	
Cross & Bearing Kit	184
Guard	186
Implement Yoke	185-186
Shafting	185-186
Sleeve	185
Tractor Yoke	184-185

Keyword	Page #
PTO (continued)	
Tubing	185-186
U-Joint	184
14 Series Domestic	
Cross & Bearing Kit	188
Guard	190
Implement Yoke	188-189
Shafting	188-190
Sleeve	188
Tractor Yoke	187-188
Tubing	188-190
U-Joint	188
35 Series Domestic	
Cross & Bearing Kit	191
Guard	193
Implement Yoke	192-193
Shafting	192-193
Sleeve	192
Tractor Yoke	191-192
Tubing	192-193
U-Joint	191
44 Series Domestic	
Cross & Bearing Kit	194
Guard	196
Implement Yoke	195
Shafting	195-196
Sleeve	195
Tractor Yoke	194-195
Tubing	195-196
U-Joint	194
55 Series Domestic	
Cross & Bearing Kit	197
Guard	199
Implement Yoke	198
Shafting	198-199
Sleeve	198
Tractor Yoke	197-198
Tubing	198-199
U-Joint	197
Adapter, Spline	261
Constant Velocity	
Cross & Bearing Kits	206
Drivelines	205-207
Housing	206
Shafting	206-207
Tubing	206-207
Domestic	
Assortment	201-202
Drivelines	203
Domestic I.D. Guide	179
Shafting	180
Tubing	180
U-Joint	180
Domestic Locking Device	
Repair Pin	200
Industrial & Irrigation Drive	
Cross & Bearing Kits	209
Drive Shafts	209
Flange Hubs	208
Flange Yokes	209
Irrigation Drive Shafts	208
Sleeve Yokes	209
Labels, All Series	483
Metric	248
Metric, 1 Series	
Cross & Bearing Kit	213
Guard	214
Implement Yoke	214
Pins	214
Tractor Yoke	213-214
Tubing	213-214
U-Joint	213
Metric, 2 Series	
Cross & Bearing Kit	215
Guard	216
Implement Yoke	216
Pins	216
Tractor Yoke	215-216
Tubing	215-216
U-Joint	215
Metric, 3 Series	
Cross & Bearing Kit	217
Guard	218
Implement Yoke	218
Pins	218
Tractor Yoke	217-218
Tubing	217-218
U-Joint	217
Metric, 4 Series	
Cross & Bearing Kit	219
Guard	220
Implement Yoke	220
Pins	220
Tractor Yoke	219-220
Tubing	219-220
U-Joint	219
Metric, 5 Series	
Cross & Bearing Kit	221
Guard	222
Implement Yoke	222
Pins	222
Tractor Yoke	221-222
Tubing	221-222
U-Joint	221
Metric, 6 Series	
Cross & Bearing Kit	223
Guard	224
Implement Yoke	224
Pins	224
Tractor Yoke	223-224
Tubing	223-224
U-Joint	223
Metric, 7 Series	
Cross & Bearing Kit	225
Guard	226
Implement Yoke	226
Pins	226
Tractor Yoke	225-226
Tubing	226
U-Joint	225
Metric, 8 Series	
Cross & Bearing Kit	227
Guard	228
Implement Yoke	228
Pins	228
Tractor Yoke	227-228
Tubing	227-228
U-Joint	227
Metric, 220/720 Series	
Cross & Bearing Kit	237
Guard	238
Implement Yoke	238
Pins	238
Tractor Yoke	237-238
Tubing	237-238
U-Joint	237
Metric, 2100/100 Series	
Cross & Bearing Kit	229
Guard	230
Implement Yoke	230
Pins	230
Tractor Yoke	229-230
Tubing	229-230
U-Joint	229
Metric, 2200/200 Series	
Cross & Bearing Kit	231
Guard	232
Implement Yoke	232
Pins	232
Tractor Yoke	231-232
Tubing	231-232
U-Joint	231
Metric, 2300/210 Series	
Cross & Bearing Kit	235
Guard	236
Implement Yoke	236
Pins	236
Tractor Yoke	235-236
Tubing	235-236
U-Joint	235
Metric, 2400 Series	
Cross & Bearing Kit	239
Guard	240
Implement Yoke	240
Pins	240
Tractor Yoke	239-240
Tubing	239
U-Joint	239
Metric, 2480 Series	
Cross & Bearing Kit	241
Housing	241
Tractor Yoke	241
U-Joint	241
Metric, 2500 Series	
Cross & Bearing Kit	242
Guard	243
Implement Yoke	243
Pins	243
Tractor Yoke	242-243
Tubing	242-243
U-Joint	242
Metric, 2580 Series	
Cross & Bearing Kit	244
Housing	244
Tractor Yoke	244
U-Joint	244
Metric, 2600 Series	
Cross & Bearing Kit	245
Clip	246
Guard	246
Implement Yoke	246
Pins	246
Tractor Yoke	245-246
Tubing	246
U-Joint	245
Metric, 'I' Series Waltershied™	
Cross & Bearing Kit	233
Guard	234
Implement Yoke	234
Pins	234
Tractor Yoke	233-234
U-Joint	233
Metric, 'II' Series Waltershied™	
Cross & Bearing Kit	247
Inner	212
Outer	212
Tractor Yoke	247
U-Joint	247
PTO (Power Take Off)	
Adapter	261
PTO Components	
Counter Signs	484
PTO, Tractor Yoke	
Constant Velocity	
Quick-Disconnect	206
Slide Lock	206
Spring Lock	206
PTO, Quick Reference	
Metric Cross & Bearing Kits	211
Pulleys, V-Belt	
Idler Belt	257
Pushers, Teflon	
Teflon Hose Assembly	473
Push-Loc Hose Fittings	
Flare, Inverted Female	90
Flare, Inverted Male	89
Flare, JIC Female	90
Flare, SAE 45° Female	89
Flare, SAE Male	89
Male Pipe	88
Male Pipe 90°	88
Mender	90
Pipe, Swivel Female	89
Standpipe	90
Push-On Wire Terminals	
Fully Insulated Nylon	438
Vinyl	437
Push-Pull, Control	
T-Locking Cables	324
Push-To-Connect	
Fittings	
Assortment	346
General Purpose	341-344
Push-To-Connect, DOT Airbrake	
Nylon Airbrake Fittings	344-345
PVC	
Tubing, Braided Hose	284,414
Tubing, Clear	284,413
Quick Disconnects	
Accessories	
Metal Caps & Plugs	373
Safeway Rubber Plugs	373
Air - Water, ST Series, Straight	358
Female NPT Plugs	359
Female NPT Sockets	358
Male NPT Plugs	359
Male NPT Sockets	358
Pressure Chart	359
Assortment	
Pioneer K404 Display	373
Double Shut-Off	
AG Tips	371
Gas-Mate	360
HA Series	368
Double Shut-Off, 2-Way, AG Couplings	372
Double Shut Off, Hydraulic HK Series - Ind. Interchange	364-365
Double Shut-Off, One Way Sleeve AG Couplings	371
Double Shut-Off, Truck Wing-Nut Series 96 - Wing Nut	370
Double Shut-Off, Two Way Sleeve AG Couplings	372
Dust Caps & Plugs	
Metal Plugs	361
Metal Sockets	361
One-Way Pneumatic	361
ST Series - Straight Through	361
Two Way - HK Series	361
Pneumatic, 400 Series, 1-Way 3/8" Body, Ball Lock	351-354
Pneumatic, 500 Series, 1-Way 1/2" Body, Ball Lock	352-355
Pneumatic, 1000 Series, 1-Way 1/4" Body, Ball Lock	350-353
Pneumatic, 6000 Series, 1-Way 3/4" Body, Automatic	356
Pneumatic, Auto-Flo, 1-Way 1/4" Body, Automatic	357
Straight Through ST Series	366-367
Quick Splicers	
Wire Terminal Connectors	439
Quick-Disconnect, PTO	
Constant Velocity Tractor Yoke	206
R12 & R134A, Refrigerant	
Viton O-Rings	397
Ratchet Jack	
Three Point Hitch	267

KEYWORD INDEX

Keyword	Page #
Recoil Air Hose	
Pneumatic	
Assemblies	363
Fittings	363
Reel Rack, Wooden Stand-up	
Equipment	480
Refrigeration	
Copper Tubing	411
Repair Pin	
Domestic PTO	
Locking Device	200
Replacement End, Forged	
Top Link, 3 Point Hitch	264
Restriction Pipe Adapter (Ford)	
Automotive, Special Purpose	340
Return & Suction Hose	
Hydraulic, SAE 100R4	18
Reusable Hose Fittings	
100R1	
JIC Female	82
JIC Female 90˚	82
JIC Male	82
Pipe, Male	82
100R2	
JIC Elbow 90	81
JIC Elbow 90˚ Long	81
JIC Female	80
JIC Female 45˚	80
JIC Male	80
Pipe Swivel	79
Pipe, Male	79-81
100R5 (C5C)	
Compression SAE J514	85
Flare, JIC Female	84
Flare, JIC Female, 45˚	85
Flare, JIC Female, 90˚	85
Flare, JIC Female, 90˚ L	85
Flare, JIC Male	83
Flare, SAE 45˚ Female	84
Flare, SAE Male	83
Inverted Flare	83
Inverted Flare 45˚	84
Inverted Flare 90˚	84
Pipe, Male	83
100R5-E Type (C5E) Engine	
Dual Seat Female	87
Flare, JIC 37 Female	87
Flare, JIC Female 90˚	87
Flare, SAE 45˚ Female	87
Flare, SAE 45˚ Female 90˚	87
Inverted Flare Male	86
Inverted Flare Male, 45˚	86
Inverted Flare Male, 90˚	86
Pipe, Male	86
Low Pressure - Push On	
Flare, Inverted Female	89-90
Flare, JIC Female	90
Flare, SAE 45˚ Female	89
Flare, SAE Male	89
Male Pipe	88
Male Pipe 90˚	88
Mender	90
Pipe, Swivel Female	89
Standpipe	90
Ring Wire Terminal	
Nylon	437
Vinyl	437
Roll Pins	
PTO, Metric 1 Series	214
PTO, Metric 2 Series	216
PTO, Metric 3 Series	218
PTO, Metric 4 Series	220
PTO, Metric 5 Series	222
PTO, Metric 6 Series	224
PTO, Metric 7 Series	226
PTO, Metric 8 Series	228
PTO, Metric 220/720 Series	238
PTO, Metric 2100/100 Series	230
PTO, Metric 2200/200 Series	232
PTO, Metric 2300/210 Series	236
PTO, Metric 2400 Series	240
PTO, Metric 2500 Series	243
PTO, Metric 2580 Series	244
PTO, Metric 2600 Series	246
PTO, Metric I Series	234
Roller Chain	
Breakers & Tips	260
Links, Connector	260
Links, Offset	260
Riveted	260
Rubber Caps & Plugs	
Quick Disconnects	373
Rubber Tip Gun	
Blow Guns & Accessories	362
SAE 30R2 Hose	
Gates LOL	20
Gates LOC	19
Gates RLA	19
Gates RLC	18
SAE 30R9 Fuel Injection Hose	
Weatherhead H077	113
SAE 100R1 Hose	
Synflex 3580	118
Weatherhead H104	94
SAE 100R1 Type AT	
Gates G1 (C1T)	13
Weatherhead H104	94
SAE 100R2 Hose	
Gates G2 (C2AT)	11
Gates G2AT-HMP	12
Weatherhead H425	93
SAE 100R3 Hose	
Gates G3H (C3H)	14
SAE 100R4 Crimp Fittings	
Ferrule, Crimp	78
SAE 100R4 Hose	
Gates MegaVac™	17
Low Pressure Suction	18
Spiral Wire Suction & Dis.	18
SAE 100R5 Hose	
Gates C5C	15
SAE 100R6 Hose	
Gates C6	14
SAE 100R7 - Black Hose	
Weatherhead H436	109
Synflex 3130	117
Synflex 3580	118
Synflex Spectra 30CT	117
SAE 100R7 - Orange Hose	
Weatherhead H435	108
Synflex 37AL	118
SAE 100R7 - Twin Line Hose	
Weatherhead H435	108
Synflex Spectra 30CT	117
SAE 100R8 Hose	
Synflex 3800	116
Synflex 3R80	116
SAE100R12 Hose	
Gates EFG4K (C12M)	9
Gates G3K	9
Gates GS4	10
SAE100R13 Hose	
Gates C13	8
SAE100R14 Hose	
Gates C14	300
SAE100R15 Hose	
Gates G6K	7
SAE 100R16 Hose	
Gates M2T	11
Weatherhead H245	93
SAE 100R17 Hose	
Gates M3K	13
Weatherhead H145	94
SAE 100R18 Hose	
Synflex Spectra 30CT	117
SAE Crimp Fittings	
Megacrimp ™, Gates	62
Weatherhead, Coll-o-Crimp	98
SAE Flareless Crimp Fittings	
Megacrimp ™, Gates	68
Weatherhead™ Coll-O-Crimp	105
SAE J188 Type II Hose	
Weatherhead H324	94
SAE J1019 Hose	
Gates C5E Type AI	17
SAE J1401 Airbrake Crimp Fittings	
Megacrimp ™, Gates	68
SAE J1402 Hose	
Gates C5D	16
SAE J1527 Hose	
Gates C5M	16
Safety Blow Guns	
Blow Guns & Accessories	362
Safeway Rubber Plugs	
Accessories, QD's	373
Saw Table	
Equipment	480
Saw, Heavy Duty	
Equipment	476
Saw, Light Duty	
Equipment	476
Seal Kits, Continuous Swivel	
90˚ Elbow, 9S Series	161-163
90˚ Dual Plane 9SS Series	163
Straight Inline S-Series	161
Selection Charts, Hydraulic	
Gates & Weatherhead	501
Shafting, PTO	
Domestic 6 Series	183
Domestic 12 Series	185-186
Domestic 14 Series	188-190
Domestic 35 Series	192-193
Domestic 44 Series	195-196
Domestic 55 Series	198-199
Domestic Identification Guide	180
Shop Air	
Hose Assemblies	280
Shrink Tubing	
Primary Wire Assortment	440
Signs, Counter	
AG Maintenance Kits	484
Hydraulic Adapters	484
Pressure Washer	484
PTO Components	484
Snow Plow	484
Single Bolt Clamps	
King	462
Skiver, Hose	
Hand Tool	471
Sleeve, Slip	
Domestic 6 Series PTO	182
Domestic 12 Series PTO	185
Domestic 14 Series PTO	188
Domestic 35 Series PTO	192
Domestic 44 Series PTO	195
Domestic 55 Series PTO	198
Sleeve Protector	
Hose Accessories	120
Slide Lock, PTO	
Constant Velocity Tractor Yoke	206
Slit Loom	
Nylon, Wire Protection	430
Snow Plow	
Counter Signs	484
Spade Wire Terminal	
Nylon	439
Vinyl	439
Spectra, Synflex Hose	
SAE 100R18	117
Spiral Suction Hose	
Green or Clear	276
Splicers , Battery Cable	
Copper, Tin Plated	425
Splicing Kit, O-Ring	
Splicing Kit	171
Spray Hose, AG	
Gen Purpose Air/Water	278
Spring Guards	
Hose Accessories	21
Spring Lock, Tractor Yoke	
Constant Velocity PTO	206
Sprockets, Chain	
40 Chain	252
40 Chain w/ Bearings	255
50 Chain	253
50 Chain w/ Bearings	255
60 Chain	254
60 Chain w/ Bearings	255
80 Chain	254
S.S. Dial Caliper	
Tools, Identification	468

KEYWORD INDEX

Keyword	Page #
ST Series - Straight Thru. QD's	
Dust Caps & Plugs	361
Stabilizer Pins	
Three Point Hitch	266
Stainless Steel, Tubing	
ASTM A269 Tubing	411
Standpipe Hose Ends	
Megacrimp ™, Gates	
Crimp Fittings	68
U Series, Weatherhead™	
Standpipe Hose Ends (continued)	
Crimp Fittings	105
Starter & Ground Lugs	
Copper, Tin Plated	
Battery Terminals	425
Steam	
Hose	278
Steam Couplings	
Boss® Steam	287
Steel Hydraulic Tubing	
Carbon Steel, Metric	415
Carbon Steel, SAE J525, DOM	411
Steering Wheel Knobs	
Miscellaneous AG Parts	270
Straight Extension	
Blow Guns & Accessories	
Pneumatic	362
Straight Through, ST Series	
Quick Disconnects	
Plugs - Female	367
Plugs - Male	367
Pressure Table	367
Sockets - Female	366
Sockets - Male	366
Specifications	366
Strainers, Hose	
Suction & Discharge	285
Stratoflex™ 213	
Engine Hose, Gates C5E	
Dual Seat Female	87
Flare, JIC 37 Female	87
Flare, JIC Female 90˚	87
Flare, SAE 45˚ Female	87
Flare, SAE 45˚ Female 90˚	87
Inverted Flare Male	86
Inverted Flare Male, 45˚	86
Inverted Flare Male, 90˚	86
Pipe, Male	86
Stripper, Wire	
Battery Cable	431
Stroke Control, Cylinder	
Cylinder Accessories	261
Stud/Side Terminal Locking	
Battery Terminals	
Compression, Quick	426
Crimp, Copper HD	424
Suction	
Hydraulic SAE 100R4	18
Nitrile, Multipurpose	282
Suction Crimp Fittings	
Flange, Code 61 90˚	78
Flange, Code 61 Straight	78
JIC Female	78
Pipe Swivel	78
Pipe, Male	78
Suction Hose, Hydraulic	
SAE100R4	17-18
Suction Hose, PVC	
Green or Clear	276
Suction Hose, PVC/EPDM	
Fertilizer & Water Suction	279
Super Booster Gun	
Blow Guns & Accessories	362
Swage Fittings, Teflon	
Gates	
Air Brake Compression	303
Bent Tube 45˚ Steel	302
Bent Tube 45˚, Steel	301
Bent Tube 90˚, Steel	302
Bent Tube Inverted 90˚ Steel	302
JIC/SAE Female Brass	301
JIC/SAE Female Stainless	301
Male Inverted, Steel	302
Male NPTF, Brass	300
Male NPTF, Stainless	300
SAE 45˚ Swivel Brass	301
Stand Pipe	303
Swaging Machine	
Conversion, Gates	471
Synflex, Hand	475
Synflex, Electric – Call Cust. Serv.	
T Bolt Clamps	
Stainless Steel	463
T-401	
Crimper, Coll-O-Crimp	474
T-420	
Crimper, Coll-O-Crimp	474
T-440	
Crimper, Coll-O-Crimp	474
T-466	
Crimper, Coll-O-Crimp	474
T-480-HP	
Crimper, Coll-O-Crimp	474
Tank Valves & Air Chucks	
Pneumatic	363
Tank Valves, 3 & 4 way	
Drain & Shutoff	448
Tape	
Labels	483
Tapered Tip Gun	
Blow Guns & Accessories	362
Tarp Straps	
Miscellaneous AG	270
Teflon Crimp Fittings	
E Series, Weatherhead ™	
Airbrake	113
Teflon Hose	
Power Trim	
Power Trim	303
Weatherhead	293
Teflon Hose, Gates	
SAE100R14 (C14)	300
Terminal, Wire	
Assortment	440
Thermoplastic, Synflex	
Crimp Fittings (Swage)	
British	126
Flat Face	125
Inverted	123
JIC	123-124
Metric	127
Pipe	122
Thread ID Kits	
Tools, Identification	468
Thread Identification Charts	
All Brands	486
Three Point Hitch	
Arms, Stabilizer	266
Ball Sockets	
Top Link & Lift Arm	266
Bushings	
Top Link & Lift Arm	265
Bushings, Display	
Display Assortment	265
Clevis, Farm Utility	268
Clevis, Screw Pin	268
Clevis, Straight	268
Clevis, Twist	268
Clevis, Universal	268
Cylinder Pin Kit	267
Display Assortment	265
Draw Bars	267
Lift Arm, Balls	266
Lift Arms	264
Linkage Pins	265
Pins, Hair	263
Pins, Hair Display	263
Pins, Handle-Lok	262
Pins, Linch	263
Pins, Linch Display	263
Pins, Lock	263
Pins, Lock Display	263
Pins, Red Head	262
Pins, Red Head Display	262
Pins, Wire Handle	262
Pins, Wire Handle Display	262
Ratchet Jack	267
Stabilizer Pins	266
Top Link	
Replacement End, Forged	264
Top Link Pins	264
Top Links	264
Throttle	
Cable, Throttle Stop	324
Ties, Nylon	
Assortment	466
Specifications & Dimensions	465
Tool	
Band Clamps	461
Tools, Identification	
Hydraulic Template	468
SS Dial Caliper	468
Thread ID Kits	468
Thread Identification Charts	486
Top Link Pins	
Three Point Hitch	264
Top Link, Replacement End	
Three Point Hitch	264
Tractor Yoke	
Domestic 6 Series	
Quick Disconnect Tractor	181
Shaft Weld Yoke	181
Spring-Lok Tractor Yoke	181
Tube Weld Yoke	182
Domestic 12 Series	
Ball Shear Device	184
Quick Disconnect Tractor	184
Shaft Weld Yoke	185
Spring-Lok (Collar Type)	184
Tube Weld Yoke	185
Domestic 14 Series	
Ball Shear Device Tractor	187
Quick Disconnect Tractor	187
Shaft Weld Yoke	188
Spring-Lok Tractor Yoke	187
Tube Weld Yoke	188
Domestic 35 Series	
Quick Disconnect Tractor	191
Safety Slide Lock Tractor	191
Shaft Weld Yoke	191
Tube Weld Yoke	192
Domestic 44 Series	
Quick Disconnect Tractor	194
Safety Slide Lock Tractor	194
Shaft Weld Yoke	194
Tube Weld Yoke	195
Domestic 55 Series	
Quick Disconnect Tractor	197
Safety Slide Lock Tractor	197
Shaft Weld Yoke	197
Tube Weld Yoke	198
Metric 1 Series	
Ball Collar Tractor Yoke	213
Inner Profile Yoke	213
Outer Profile Yoke	214
Quick Disconnect Tractor	213
Metric 2 Series	
Ball Collar Tractor Yoke	215
Inner Profile Yoke	215
Outer Profile Yoke	216
Quick Disconnect Tractor	215
Metric 3 Series	
Ball Collar Tractor Yoke	217
Inner Profile Yoke	217
Outer Profile Yoke	218
Quick Disconnect Tractor	217
Metric 4 Series	
Ball Collar Tractor Yoke	219
Inner Profile Yoke	219
Outer Profile Yoke	220
Quick Disconnect Tractor	219
Metric 5 Series	
Ball Collar Tractor Yoke	221
Inner Profile Yoke	221
Outer Profile Yoke	222
Quick Disconnect Tractor	221
Metric 6 Series	
Ball Collar Tractor Yoke	223
Inner Profile Yoke	223
Outer Profile Yoke	224
Quick Disconnect Tractor	223
Metric 7 Series	
Ball Collar Tractor Yoke	225
Inner Profile Yoke	226
Outer Profile Yoke	226
Quick Disconnect Tractor	225
Metric 8 Series	
Ball Collar Tractor Yoke	227
Inner Profile Yoke	227
Outer Profile Yoke	228
Quick Disconnect Tractor	227
Metric 220/720 Series	
Inner Profile Yoke	237
Outer Profile Yoke	238
Quick Disconnect Tractor Yoke	237
Metric 2100/100 Series	
Inner Profile Yoke	229
Outer Profile Yoke	230
Quick Disconnect Tractor	229
Metric 2200/200 Series	
Collar Style Tractor Yoke	231
Inner Profile Yoke	231
Outer Profile Yoke	232

Tractor Yoke (continued)
- Quick Disconnect Tractor 231
- Metric 2300/210 Series
  - Collar Style Tractor Yoke 235
  - Inner Profile Yoke 235
  - Outer Profile Yoke 236
  - Quick Disconnect Tractor 235
- Metric 2400 Series
  - Collar Style Tractor Yoke 239
  - Inner Profile Yoke 239
  - Outer Profile Yoke 240
  - Quick Disconnect Tractor 239
- Metric 2480 Series
  - Inner Profile Yoke 241
  - Tractor Yoke 241
- Metric 2500 Series
  - Collar Style Tractor Yoke 242
  - Inner Profile Yoke 242
  - Outer Profile Yoke 243
  - Quick Disconnect Tractor 242
- Metric 2580 Series
  - Inner Profile Yoke 244
  - Tractor Yoke 244
- Metric 2600 Series
  - Inner Profile Yoke 245
  - Outer Profile Yoke 246
  - Quick Disconnect Tractor 245
- Metric I Series
  - Inner Profile Yoke 233
  - Outer Profile Yoke 234
  - Quick Disconnect Tractor 233
- Metric II Series
  - Inner Profile Yoke 247
  - Outer Profile Yoke 247
  - Quick Disconnect Tractor 247

Trailer
- Hitch Balls 270

Transmission Fittings
- Assortment for Nylon Tubing 322
- For Nylon Tubing 322

Transmission, Fuel & Oil
- Adapter Fittings 335

Truck Shutoff Valves
- Drain & Shutoff 448

Truck Shutoff, Barb
- Valves 448

Truck Shutoff, SAE
- Valves 449

Truck Shutoff, SAE HD
- Valves 449

Tubing
- Benders 477
- Double Flaring Tool 45˚ 478
- Electrical Heat Shrink 428
- Flaring Tool 45˚ 478
- Metric Inner Profile Tube Ref. 212
- Metric Outer Profile Tube Ref. 212
- Nylon, Gen. Purpose 412
- Nylon, Metric 416
- Polyethylene 413
- Polyurethane, Metric 417
- Quick Ref., Metric Drive Line 212
- Stainless Steel, ASTM A269 411
- Steel, Metric 415

Tubing, Airbrake Nylon
- NT100, D.O.T.
  - SAE J844, FMVSS571 412

Tubing, Copper
- Refrigeration 411

Tubing, Cutter
- Twist N' Turn 479

Tubing, PTO
- 1 Series, Metric
  - Inner Tube 213
  - Outer Tube 214
- 2 Series, Metric
  - Inner Tube 215
  - Outer Tube 216
- 3 Series, Metric
  - Inner Tube 217
  - Outer Tube 218
- 4 Series, Metric
  - Inner Tube 219
  - Outer Tube 220
- 5 Series, Metric
  - Inner Tube 221
  - Outer Tube 222
- 6 Series, Metric
  - Inner Tube 223
  - Outer Tube 224
- 7 Series, Metric
  - Inner Tube 226
  - Outer Tube 226
- 8 Series, Metric
  - Inner Tube 227
  - Outer Tube 228
- 220/720 Series, Metric
  - Inner Tube 237
  - Outer Tube 238
- 2100/100 Series, Metric
  - Inner Tube 229
  - Outer Tube 230
- 2200/200 Series, Metric
  - Inner Tube 231
  - Outer Tube 232
- 2300/210 Series, Metric
  - Inner Tube 235
  - Outer Tube 236
- 2400 Series, Metric
  - Inner Tube 239
  - Outer Tube 240
- 2500 Series, Metric
  - Inner Tube 242
  - Outer Tube 243
- 2580 Series, Metric
  - Inner Tube 244
  - Outer Tube 244
- 2600 Series, Metric
  - Inner Tube 246
  - Outer Tube 246
- Domestic Identification Guide 180
- Domestic 6 Series 182-183
- Domestic 12 Series 185-186
- Domestic 14 Series 188-190
- Domestic 35 Series 192-193
- Domestic 44 Series 195-196
- Domestic 55 Series 198-199
- I Series, Metric
  - Inner Tube 233
  - Outer Tube 234

Tubing, PVC
- Braided, Clear 284
- Extruded, Clear 284

Twist N' Turn
- Tubing, Cutter 479

Two Ear, Oetiker
- Crimp Type Double Ear
  - Clamps, Oetiker™ 288,461

Two Way - HK Series
- Quick Disconnect
  - Dust Caps & Plugs 361

U Series, Weatherhead™
- Crimp Fittings
  - Assortment 95
  - Banjo 105
  - British 106
  - Code 61 104
  - DIN Light 107
  - Flareless 105
  - Flat Face 102-103
  - Grease 105
  - Inverted 101
  - Japanese 105
  - JIC 97-100
  - Komatsu, Metric 104-106
  - O-Ring Boss 100-101
  - Pipe 96-97
  - Standpipe 105

U-Joint, PTO
- Domestic 6 Series 181
- Domestic 12 Series 184
- Domestic 14 Series 188
- Domestic 35 Series 191
- Domestic 44 Series 194
- Domestic 55 Series 197
- Domestic Identification Guide 180
- Metric 1 Series 213
- Metric 2 Series 215
- Metric 3 Series 217
- Metric 4 Series 219
- Metric 5 Series 221
- Metric 6 Series 223
- Metric 7 Series 225
- Metric 8 Series 227
- Metric 220/720 Series 237
- Metric 2100/100 Series 229
- Metric 2200/200 Series 231
- Metric 2300/210 Series 235
- Metric 2400 Series 239
- Metric 2480 Series 241
- Metric 2500 Series 242
- Metric 2580 Series 244
- Metric 2600 Series 245
- Metric Cross & Bearing Kits 211
- Metric I Series 233
- Metric II Series 247

Valves, Drain & Shutoff
- Air Tank Drain & Cable 449
- Angle Bib 451
- Compression, 90˚ 452
- Compression, Straight 448,552
- Draincock 450
- Draincock, External Seat 451
- Draincock, Internal Seat 451
- Ground Plug 452
- Marine Type Straight 449
- Needle, Compression Straight 450
- Needle, Straight, Pipe 450
- Pipe, Straight 448-449
- SAE 90˚ 452
- Tank Valves, 3 & 4 Way 448
- Truck Shutoff 448
- Truck Shutoff, Barb 448
- Truck Shutoff, SAE 449
- Truck Shutoff, SAE HD 449
- Vent 449
- Water Heater 450

Valves, Industrial
- Assortment 454
- Ball 453
- Check 453
- Gate 453
- Needle 453

Vent, Valves
- Drain & Shutoff
  - Valves 449

Vinyl Dipped Clamps
- Hose, Support, Vinyl Dipped 463

Viton O-Rings
- R12 & R134A Refrigerant 397

Water Couplings & Adapters
- Boss® Male Stem 286
- Combo Nipples 286
- Hose Nozzles 286
- Hydrant Adapters 286
- Hydrant Wrenches 286
- King Pin Lug 286
- Menders 286

Water Heater
- Drain & Shutoff Valves 450

Weatherhead
- Hydraulic
  - "E" Series Crimp Fittings 110-113
  - Labels 483
  - "U" Series Crimp Fittings 95-107

Welding Hose Adapter
- Left Hand Thread 337
- Right Hand Thread 337

Welding, Acetylene
- Brass Hose Barb 337

Welding Cable
- Electrical 427

Welding, Oxygen Stems
- Brass Hose Barb 337

Whip Hose
- Air, Assemblies 280

Whip Hose Assemblies
- Air Hose Ext w/ Swivel 363

Wire Nuts, Hard
- Grey, Blue, Orange, Red, Large 439

Wire Terminal Connectors
- Bullet
  - Nylon Male 438
  - Vinyl 438
  - Vinyl Female 438
- Butt
  - Nylon 436
  - Vinyl 436
- Closed End
  - Nylon 439
- Push-On
  - Fully Insulated Nylon 438
  - Vinyl 437

Wire Terminal Connectors
- Quick Splicers
  - Vinyl 439
- Ring
  - Nylon 437
  - Vinyl 437
- Spade
  - Nylon 439
  - Vinyl 439
- Wire Nuts, Hard
  - Grey, Blue, Orange, Red 439

Wire, Electrical Primary
- 10,12,14,16,18 Gauge 436

Worm Gear
- Clamps
  - 50 Series - 1/2" Wide 456
  - 50 Series - 9/16" Wide 456
  - 68 Series - 9/16" Wide 457
  - Assortment 464
  - Display Assortment 291
  - High Torque 291

Keyword	Page #
Worm Gear, Micro Gear®	
Clamps	
62 Series - 5/16" Wide	457
Worm Gear, SnapLock®	
Clamps	
56 Series - 9/16" Wide	458
Worm Gear, w/ Liner	
Clamps	
53 Series - 1/2" Wide	458